

Boletín semanal Faena

Información referida al 18/12
Cifras primarias 2020 - 2021

Faena Bovinos

Faena Ovinos

Faena Est Bovinos

Faena Est Ovinos

DATO SEMANAL

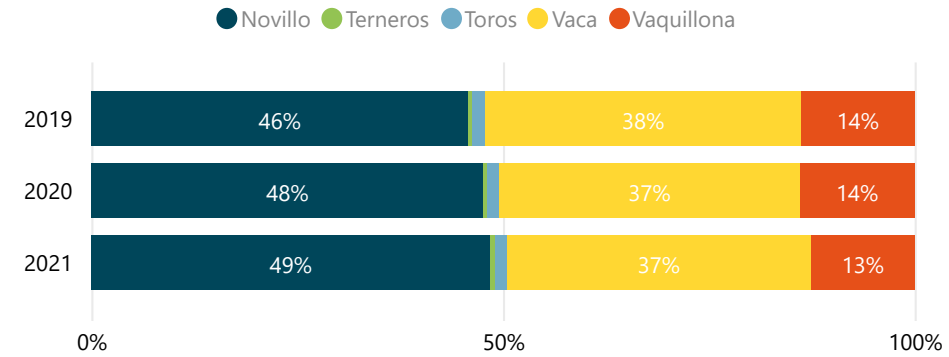
12/12/2021 al 18/12/2021

60.694

Evolución Semanal de Faena



Participación (%) por Categoría



FILTROS

Mes ▼

- Seleccionar todo
- Ene
- Feb
- Mar
- Abr
- May
- Jun
- Jul
- Ago
- Set
- Oct
- Nov
- Dic

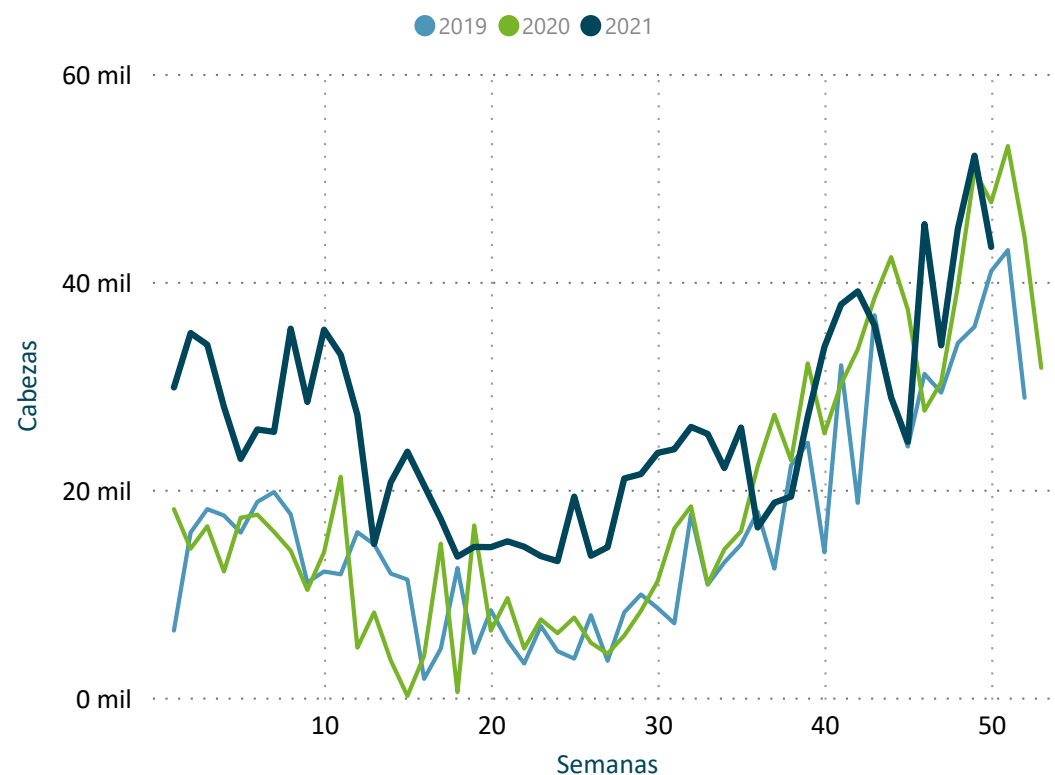
| | 2019 | 2020 | | 2021 | |
|---------------------|------------------|------------------|----------------|------------------|----------------|
| BOVINOS | Cabezas | Cabezas | Var (%) | Cabezas | Var (%) |
| ▣ Novillo | 996.792 | 927.032 | -7,0 | 1.236.180 | 33,3 |
| Novillo 2 4d | 422.453 | 460.211 | 8,9 | 662.838 | 44,0 |
| Novillo 6d | 196.812 | 155.759 | -20,9 | 192.983 | 23,9 |
| Novillo 8d | 304.111 | 223.651 | -26,5 | 241.977 | 8,2 |
| Novillo dl | 73.416 | 87.411 | 19,1 | 138.382 | 58,3 |
| ⊕ Terneros | 9.930 | 7.340 | -26,1 | 12.654 | 72,4 |
| ⊕ Toros | 33.958 | 29.536 | -13,0 | 36.978 | 25,2 |
| ▣ Vaca | 836.092 | 710.120 | -15,1 | 942.736 | 32,8 |
| Vaca 6d | 68.652 | 59.901 | -12,7 | 73.089 | 22,0 |
| Vaca 8d | 767.440 | 650.219 | -15,3 | 869.647 | 33,7 |
| ⊕ Vaquillona | 298.914 | 270.598 | -9,5 | 319.488 | 18,1 |
| Total | 2.175.686 | 1.944.626 | -10,6 | 2.548.036 | 31,0 |

DATO SEMANAL

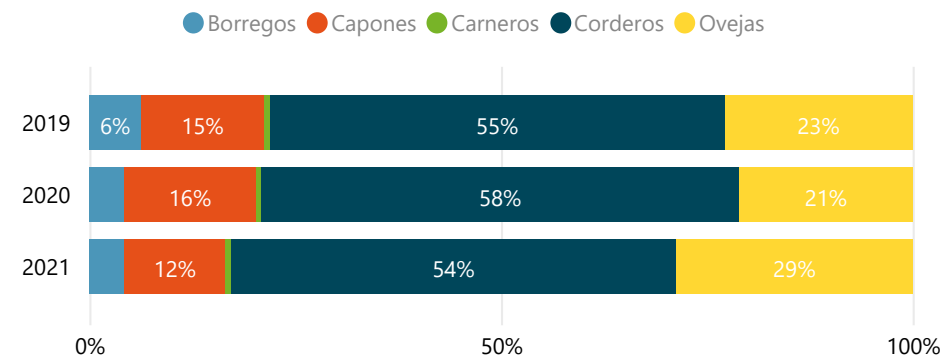
12/12/2021 al 18/12/2021

43.357

Evolución Semanal de Faena



Participación (%) por Categoría



| Categoría | 2019 | | 2020 | | 2021 | |
|---------------|----------------|-------------|----------------|------------------|-------------|---------|
| | Cabezas | Var (%) | Cabezas | Var (%) | Cabezas | Var (%) |
| OVINOS | | | | | | |
| Borregos | 49.437 | -25,2 | 36.986 | 55,148 | 49,1 | |
| Capones | 117.370 | 22,1 | 143.346 | 158.825 | 10,8 | |
| Carneros | 5.630 | -13,1 | 4.894 | 9.047 | 84,9 | |
| Corderos | 433.933 | 18,8 | 515.346 | 699.946 | 35,8 | |
| Ovejas | 179.301 | 4,2 | 186.812 | 371.566 | 98,9 | |
| Total | 785.671 | 12,9 | 887.384 | 1.294.532 | 45,9 | |

FILTROS

Mes

- Seleccionar todo
- Ene
- Feb
- Mar
- Abr
- May
- Jun
- Jul
- Ago
- Set
- Oct
- Nov
- Dic

FAENA BOVINOS SEMANAL | ESTABLECIMIENTOS

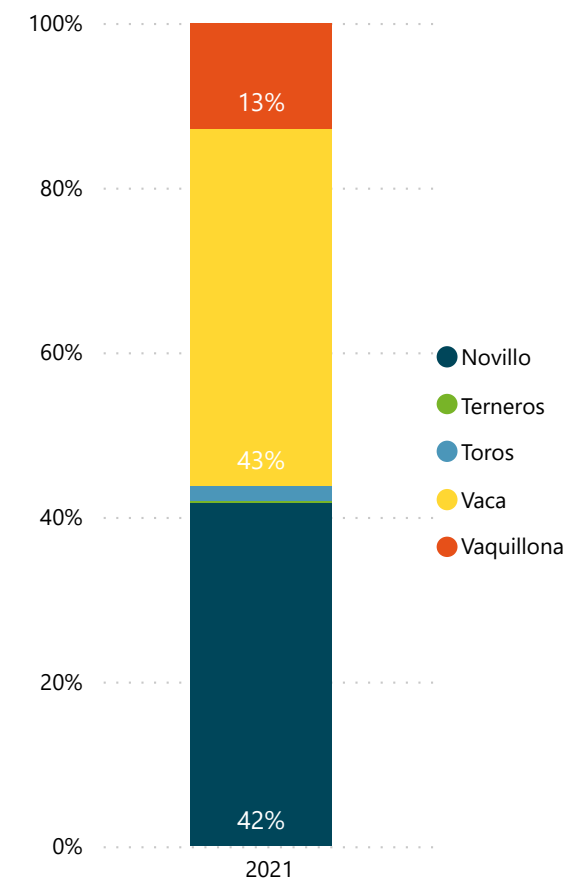
Información actualizada al 18/12

inac

| 2021 BOVINOS | Novillo Cabezas | Terneros Cabezas | Toros Cabezas | Vaca Cabezas | Vaquillona Cabezas | Total Cabezas | % |
|---------------------------------------|--------------------|---------------------|------------------|-----------------|-----------------------|------------------|---------------|
| PULSA SA | 1.841 | 5 | 101 | 2.595 | 439 | 4.981 | 8,2% |
| FRIGORIFICO LAS PIEDRAS S A | 3.798 | 7 | 8 | 709 | 427 | 4.949 | 8,2% |
| FRIGORIFICO TACUAREMBO S A | 1.835 | 3 | 157 | 2.712 | 187 | 4.894 | 8,1% |
| FRIGORIFICO CANELONES S A | 1.892 | | 54 | 1.786 | 852 | 4.584 | 7,6% |
| FRIGORIFICO CARRASCO S A | 2.092 | 8 | 44 | 1.561 | 440 | 4.145 | 6,8% |
| ESTABLECIMIENTOS COLONIA S A | 1.823 | 10 | 59 | 1.541 | 572 | 4.005 | 6,6% |
| ONTILCOR SOCIEDAD ANONIMA | 1.940 | 3 | 92 | 1.431 | 342 | 3.808 | 6,3% |
| BREEDERS PACKERS URUGUAY SA | 1.787 | | 55 | 1.178 | 473 | 3.493 | 5,8% |
| INALER S.A. | 1.606 | 1 | 56 | 1.129 | 355 | 3.147 | 5,2% |
| CHIADEL S A | 895 | 1 | 24 | 984 | 566 | 2.470 | 4,1% |
| FRIGORIFICO SAN JACINTO NIREA S A | 1.373 | | 4 | 813 | 237 | 2.427 | 4,0% |
| BILACOR SOCIEDAD ANONIMA | 1.059 | | 40 | 1.141 | 146 | 2.386 | 3,9% |
| SIRSIL S A | 439 | | 13 | 1.619 | 147 | 2.218 | 3,7% |
| CLEDINOR S A | 733 | | 16 | 1.083 | 274 | 2.106 | 3,5% |
| LORSINAL S A | 465 | 2 | 79 | 1.287 | 229 | 2.062 | 3,4% |
| COPAYAN S.A. | 658 | 3 | 25 | 805 | 238 | 1.729 | 2,8% |
| FRIGORIFICO CASA BLANCA S.A. FRICASSA | 299 | 4 | 24 | 961 | 385 | 1.673 | 2,8% |
| ERSINAL SOCIEDAD ANONIMA | 229 | 5 | 70 | 816 | 526 | 1.646 | 2,7% |
| SOMICAR SOCIEDAD ANONIMA | 237 | 2 | 1 | 677 | 115 | 1.032 | 1,7% |
| SUCESION CARLOS SCHNECK S.A. | 5 | 2 | 37 | 676 | 12 | 732 | 1,2% |
| FRIGOCERRO SOCIEDAD ANONIMA | 55 | | 85 | 420 | 31 | 591 | 1,0% |
| ARROYAL SOCIEDAD ANONIMA | 8 | 72 | 9 | 67 | 182 | 338 | 0,6% |
| SIMPLIFY S A (Mendoza) | 3 | | | 248 | 56 | 307 | 0,5% |
| OFERAN S.A. | 89 | | 1 | 26 | 81 | 197 | 0,3% |
| MATADERO MERCEDES S.A. | 4 | | | 10 | 146 | 160 | 0,3% |
| SIMPLIFY S A | | 5 | | | 128 | 133 | 0,2% |
| CABRERA ROCHA GERARDO ERISON | 38 | | | 6 | 84 | 128 | 0,2% |
| FRIGORIFICO CUAREIM LIMITADA | 36 | | | 65 | | 101 | 0,2% |
| CRAVEA LEMA MIRIAM ZULMA | 42 | 16 | | 19 | | 77 | 0,1% |
| MATADERO LOS OLIVOS S C | 10 | | | | 45 | 55 | 0,1% |
| CLAY S A | 18 | 6 | | | 29 | 53 | 0,1% |
| INTENDENCIA DE ARTIGAS | 25 | 2 | 1 | 17 | 2 | 47 | 0,1% |
| LUCHASOL S A | 2 | 1 | | | 17 | 20 | 0,0% |
| Total | 25.336 | 158 | 1.055 | 26.382 | 7.763 | 60.694 | 100,0% |

Cantidad de Plantas con faena

33



FILTROS

Semana al... ▾

18/12/2021 ▾

Mes ▾

Todas ▾

* Para seleccionar meses marque "Seleccionar todo" en el filtro Semana.

INICIO

FAENA BOVINOS MENSUAL | ESTABLECIMIENTOS

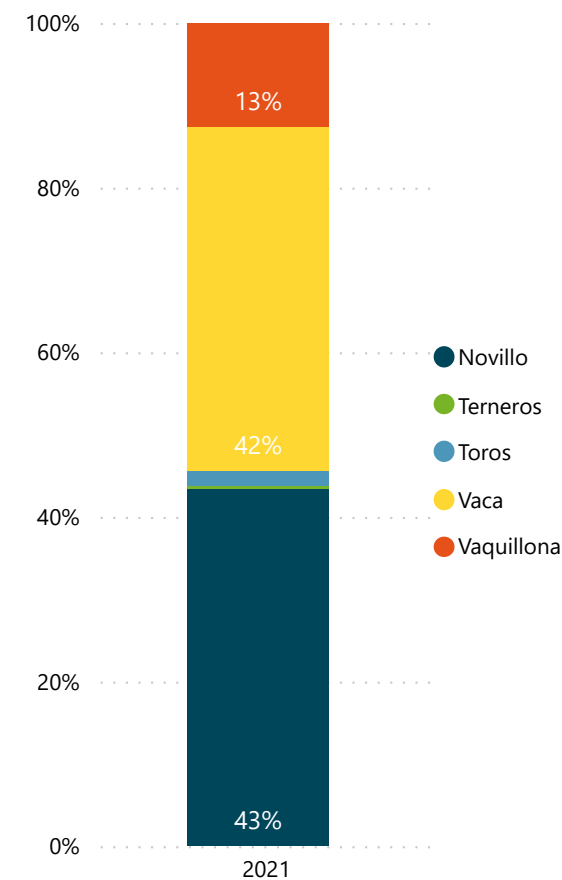
Información actualizada al 18/12

inac

| 2021 BOVINOS | Novillo Cabezas | Terneros Cabezas | Toros Cabezas | Vaca Cabezas | Vaquillona Cabezas | Total Cabezas | % |
|---------------------------------------|--------------------|---------------------|------------------|-----------------|-----------------------|------------------|---------------|
| FRIGORIFICO TACUAREMBO S A | 5.284 | 12 | 314 | 6.669 | 752 | 13.031 | 8,0% |
| PULSA SA | 4.822 | 10 | 275 | 6.461 | 1.425 | 12.993 | 8,0% |
| FRIGORIFICO LAS PIEDRAS S A | 10.046 | 11 | 18 | 1.416 | 948 | 12.439 | 7,7% |
| FRIGORIFICO CANELONES S A | 4.455 | | 147 | 5.515 | 2.000 | 12.117 | 7,5% |
| ONTILCOR SOCIEDAD ANONIMA | 5.912 | 8 | 125 | 3.871 | 1.629 | 11.545 | 7,1% |
| FRIGORIFICO CARRASCO S A | 5.789 | 27 | 121 | 4.076 | 1.211 | 11.224 | 6,9% |
| ESTABLECIMIENTOS COLONIA S A | 4.601 | 11 | 138 | 4.038 | 1.479 | 10.267 | 6,3% |
| BREEDERS PACKERS URUGUAY SA | 5.939 | | 102 | 2.262 | 1.006 | 9.309 | 5,7% |
| INALER S.A. | 4.702 | 3 | 99 | 2.655 | 954 | 8.413 | 5,2% |
| CLEDINOR S A | 2.476 | 10 | 132 | 4.164 | 624 | 7.406 | 4,6% |
| FRIGORIFICO SAN JACINTO NIREA S A | 3.354 | | 76 | 3.063 | 667 | 7.160 | 4,4% |
| CHIADEL S A | 3.075 | 3 | 48 | 2.172 | 761 | 6.059 | 3,7% |
| BILACOR SOCIEDAD ANONIMA | 2.455 | 8 | 98 | 2.768 | 628 | 5.957 | 3,7% |
| SIRSIL S A | 1.571 | | 80 | 3.750 | 355 | 5.756 | 3,6% |
| LORSINAL S A | 974 | 2 | 127 | 3.416 | 410 | 4.929 | 3,0% |
| ERSINAL SOCIEDAD ANONIMA | 772 | 79 | 405 | 2.008 | 1.501 | 4.765 | 2,9% |
| COPAYAN S.A. | 1.523 | 3 | 73 | 2.365 | 603 | 4.567 | 2,8% |
| FRIGORIFICO CASA BLANCA S.A. FRICASSA | 975 | 14 | 33 | 1.527 | 861 | 3.410 | 2,1% |
| SOMICAR SOCIEDAD ANONIMA | 404 | 2 | 126 | 1.756 | 222 | 2.510 | 1,5% |
| FRIGOCERRO SOCIEDAD ANONIMA | 245 | | 241 | 1.240 | 145 | 1.871 | 1,2% |
| SUCESION CARLOS SCHNECK S.A. | 187 | 3 | 78 | 1.474 | 122 | 1.864 | 1,2% |
| ARROYAL SOCIEDAD ANONIMA | 46 | 141 | 21 | 98 | 498 | 804 | 0,5% |
| SIMPLIFY S A (Mendoza) | 3 | | | 511 | 210 | 724 | 0,4% |
| OFERAN S.A. | 268 | | 2 | 134 | 237 | 641 | 0,4% |
| MATADERO MERCEDES S.A. | 57 | | | 14 | 352 | 423 | 0,3% |
| SIMPLIFY S A | 2 | 37 | | 18 | 322 | 379 | 0,2% |
| CABRERA ROCHA GERARDO ERISON | 79 | | 2 | 34 | 201 | 316 | 0,2% |
| CRAVEA LEMA MIRIAM ZULMA | 188 | 50 | | 38 | 39 | 315 | 0,2% |
| FRIGORIFICO CUAREIM LIMITADA | 90 | | 31 | 170 | 13 | 304 | 0,2% |
| MATADERO LOS OLIVOS S C | 61 | 3 | | | 129 | 193 | 0,1% |
| INTENDENCIA DE ARTIGAS | 45 | 4 | 2 | 49 | 4 | 104 | 0,1% |
| LUCHASOL S A | 3 | 17 | | 25 | 57 | 102 | 0,1% |
| CLAY S A | 18 | 6 | | | 29 | 53 | 0,0% |
| Total | 70.421 | 464 | 2.914 | 67.757 | 20.394 | 161.950 | 100,0% |

Cantidad de Plantas con faena

33



FILTROS

Semana al...

Mes

* Para seleccionar meses marque "Seleccionar todo" en el filtro Semana.

INICIO

FAENA BOVINOS ANUAL | ESTABLECIMIENTOS

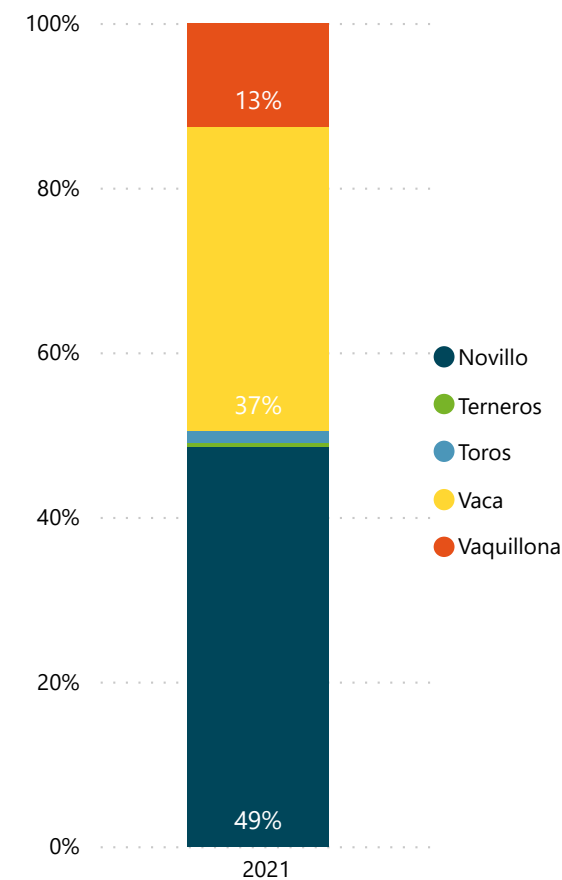
Información actualizada al 18/12

inac

| 2021 BOVINOS | Novillo Cabezas | Terneros Cabezas | Toros Cabezas | Vaca Cabezas | Vaquillona Cabezas | Total Cabezas | % |
|---------------------------------------|--------------------|---------------------|------------------|-----------------|-----------------------|------------------|---------------|
| PULSA SA | 102.443 | 118 | 2.678 | 92.131 | 17.484 | 214.854 | 8,4% |
| FRIGORIFICO LAS PIEDRAS S A | 155.446 | 78 | 400 | 23.598 | 19.049 | 198.571 | 7,8% |
| FRIGORIFICO TACUAREMBO S A | 95.128 | 179 | 3.754 | 79.542 | 15.838 | 194.441 | 7,6% |
| FRIGORIFICO CANELONES S A | 66.014 | 32 | 2.609 | 94.230 | 18.663 | 181.548 | 7,1% |
| ONTILCOR SOCIEDAD ANONIMA | 109.142 | 40 | 1.471 | 39.962 | 28.465 | 179.080 | 7,0% |
| FRIGORIFICO CARRASCO S A | 80.802 | 326 | 2.311 | 69.802 | 14.425 | 167.666 | 6,6% |
| BREEDERS PACKERS URUGUAY SA | 100.322 | 2 | 1.129 | 42.094 | 18.960 | 162.507 | 6,4% |
| ESTABLECIMIENTOS COLONIA S A | 84.151 | 250 | 1.889 | 48.410 | 16.617 | 151.317 | 5,9% |
| INALER S.A. | 78.425 | 93 | 1.264 | 46.766 | 14.700 | 141.248 | 5,5% |
| CLEDINOR S A | 63.228 | 128 | 2.048 | 56.760 | 13.194 | 135.358 | 5,3% |
| FRIGORIFICO SAN JACINTO NIREA S A | 51.562 | 70 | 848 | 37.525 | 17.606 | 107.611 | 4,2% |
| BILACOR SOCIEDAD ANONIMA | 47.687 | 77 | 1.297 | 46.473 | 10.268 | 105.802 | 4,2% |
| CHIADEL S A | 54.889 | 22 | 770 | 30.378 | 14.918 | 100.977 | 4,0% |
| SIRSIL S A | 36.439 | 4 | 1.002 | 38.718 | 8.058 | 84.221 | 3,3% |
| COPAYAN S.A. | 27.044 | 107 | 1.342 | 40.990 | 8.118 | 77.601 | 3,0% |
| LORSINAL S A | 17.829 | 11 | 1.141 | 36.011 | 8.697 | 63.689 | 2,5% |
| ERSINAL SOCIEDAD ANONIMA | 14.100 | 4.815 | 2.888 | 18.530 | 17.282 | 57.615 | 2,3% |
| FRIGORIFICO CASA BLANCA S.A. FRICASSA | 18.421 | 161 | 439 | 24.405 | 12.236 | 55.662 | 2,2% |
| SOMICAR SOCIEDAD ANONIMA | 7.936 | 51 | 2.269 | 20.475 | 2.305 | 33.036 | 1,3% |
| RONDATEL S.A. | 3.424 | 21 | 468 | 14.568 | 2.937 | 21.418 | 0,8% |
| ARROYAL SOCIEDAD ANONIMA | 1.758 | 2.469 | 386 | 3.002 | 10.822 | 18.437 | 0,7% |
| SUCESION CARLOS SCHNECK S.A. | 908 | 81 | 1.946 | 14.453 | 1.025 | 18.413 | 0,7% |
| SIMPLIFY S A | 1.764 | 608 | 31 | 3.444 | 7.331 | 13.178 | 0,5% |
| OFERAN S.A. | 5.509 | 41 | 89 | 3.737 | 3.525 | 12.901 | 0,5% |
| FRIGOCERRO SOCIEDAD ANONIMA | 1.193 | 1 | 1.471 | 6.975 | 1.002 | 10.642 | 0,4% |
| FRIGORIFICO CUAREIM LIMITADA | 1.685 | 23 | 817 | 4.900 | 534 | 7.959 | 0,3% |
| CRAVEA LEMA MIRIAM ZULMA | 3.106 | 2.152 | 37 | 521 | 1.618 | 7.434 | 0,3% |
| MATADERO MERCEDES S.A. | 1.106 | 45 | | 210 | 5.349 | 6.710 | 0,3% |
| MATADERO LOS OLIVOS S C | 1.838 | 177 | 38 | 420 | 3.428 | 5.901 | 0,2% |
| CABRERA ROCHA GERARDO ERISON | 1.633 | 145 | 32 | 311 | 2.986 | 5.107 | 0,2% |
| INTENDENCIA DE ARTIGAS | 911 | 113 | 85 | 1.802 | 252 | 3.163 | 0,1% |
| LUCHASOL S A | 312 | 208 | 17 | 710 | 1.194 | 2.441 | 0,1% |
| SIMPLIFY S A (Mendoza) | 5 | | 3 | 852 | 294 | 1.154 | 0,0% |
| LINERIM S A | 2 | | 9 | 31 | 279 | 321 | 0,0% |
| CLAY S A | 18 | 6 | | | 29 | 53 | 0,0% |
| Total | 1.236.180 | 12.654 | 36.978 | 942.736 | 319.488 | 2.548.036 | 100,0% |

Cantidad de Plantas con faena

35



FILTROS

Semana al...

Todas

Mes

Todas

* Para seleccionar meses marque "Seleccionar todo" en el filtro Semana.

INICIO

FAENA OVINOS SEMANAL | ESTABLECIMIENTOS

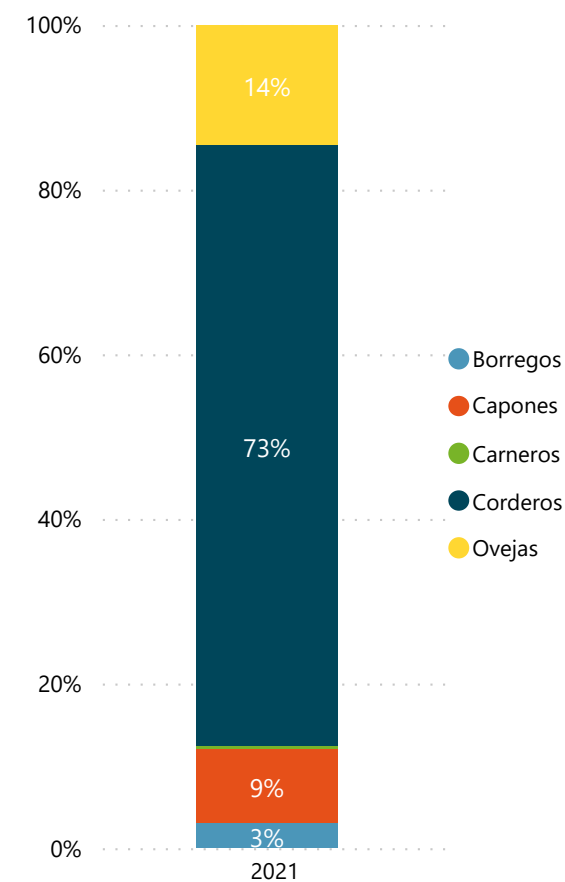
Información actualizada al 18/12

inac

| 2021 OVINOS | Borregos Cabezas | Capones Cabezas | Carneros Cabezas | Corderos Cabezas | Ovejas Cabezas | Total Cabezas | % |
|---------------------------------------|---------------------|--------------------|---------------------|---------------------|-------------------|------------------|---------------|
| FRIGORIFICO SAN JACINTO NIREA S A | 488 | 476 | 15 | 8.922 | 619 | 10.520 | 24,3% |
| FRIGORIFICO LAS PIEDRAS S A | 85 | 919 | 20 | 6.698 | 1.001 | 8.723 | 20,1% |
| SOMICAR SOCIEDAD ANONIMA | 298 | 473 | 97 | 2.298 | 1.717 | 4.883 | 11,3% |
| BAMIDAL SOCIEDAD ANONIMA | | 319 | 6 | 1.971 | 1.611 | 3.907 | 9,0% |
| SIDERCOL S.A. | 145 | 755 | | 1.486 | 813 | 3.199 | 7,4% |
| OFERAN S.A. | | 5 | | 2.765 | 62 | 2.832 | 6,5% |
| FRIGORIFICO CUAREIM LIMITADA | | | | 2.672 | | 2.672 | 6,2% |
| FRIGORIFICO CASA BLANCA S.A. FRICASSA | | | | 1.511 | | 1.511 | 3,5% |
| INTENDENCIA DE ARTIGAS | 295 | 852 | | 90 | 83 | 1.320 | 3,0% |
| LUCHASOL S A | | | | 1.153 | | 1.153 | 2,7% |
| ARROYAL SOCIEDAD ANONIMA | 27 | 5 | | 1.029 | 11 | 1.072 | 2,5% |
| CABRERA ROCHA GERARDO ERISON | 16 | | 5 | 416 | 192 | 629 | 1,5% |
| FRIGOCERRO SOCIEDAD ANONIMA | | 69 | | 340 | 174 | 583 | 1,3% |
| SIMPLIFY S A | | | | 273 | | 273 | 0,6% |
| MATADERO MERCEDES S.A. | | | | 80 | | 80 | 0,2% |
| Total | 1.354 | 3.873 | 143 | 31.704 | 6.283 | 43.357 | 100,0% |

Cantidad de Plantas con faena

15



FILTROS

Semana al... ▾

18/12/2021 ▾

Mes ▾

Todas ▾

* Para seleccionar meses marque "Seleccionar todo" en el filtro Semana.

← INICIO

FAENA OVINOS MENSUAL | ESTABLECIMIENTOS

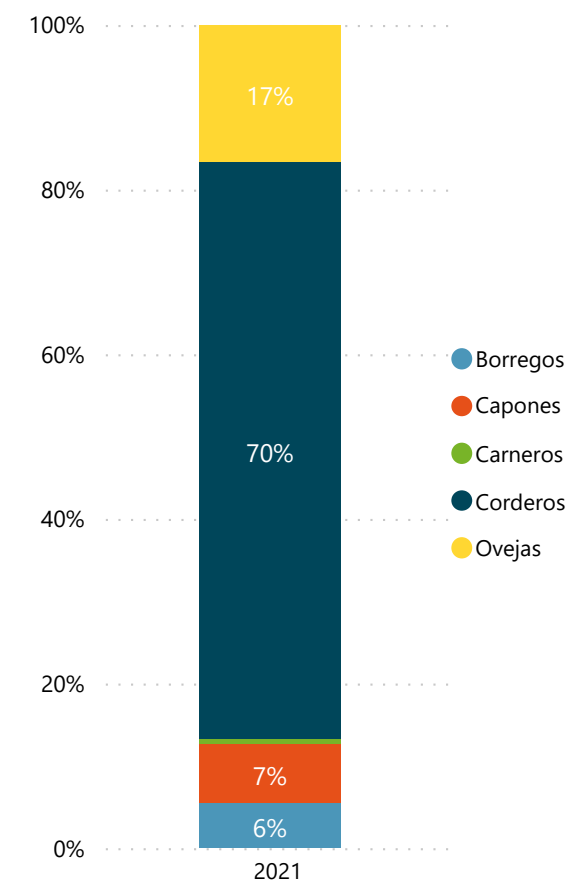
Información actualizada al 18/12

inac

| 2021 OVINOS | Borregos Cabezas | Capones Cabezas | Carneros Cabezas | Corderos Cabezas | Ovejas Cabezas | Total Cabezas | % |
|---------------------------------------|---------------------|--------------------|---------------------|---------------------|-------------------|------------------|---------------|
| FRIGORIFICO SAN JACINTO NIREA S A | 1.895 | 1.136 | 86 | 25.916 | 4.169 | 33.202 | 26,6% |
| FRIGORIFICO LAS PIEDRAS S A | 941 | 1.795 | 51 | 21.604 | 3.708 | 28.099 | 22,5% |
| SOMICAR SOCIEDAD ANONIMA | 2.207 | 888 | 385 | 6.124 | 4.552 | 14.156 | 11,3% |
| BAMIDAL SOCIEDAD ANONIMA | 147 | 1.779 | 25 | 4.962 | 3.071 | 9.984 | 8,0% |
| OFERAN S.A. | 151 | 603 | 48 | 7.186 | 1.656 | 9.644 | 7,7% |
| SIDERCOL S.A. | 615 | 1.307 | 81 | 4.022 | 2.380 | 8.405 | 6,7% |
| FRIGORIFICO CASA BLANCA S.A. FRICASSA | 353 | | | 6.072 | 111 | 6.536 | 5,2% |
| FRIGORIFICO CUAREIM LIMITADA | | | | 4.130 | | 4.130 | 3,3% |
| FRIGOCERRO SOCIEDAD ANONIMA | 191 | 408 | | 1.916 | 735 | 3.250 | 2,6% |
| INTENDENCIA DE ARTIGAS | 395 | 974 | | 392 | 101 | 1.862 | 1,5% |
| ARROYAL SOCIEDAD ANONIMA | 39 | 5 | | 1.618 | 24 | 1.686 | 1,3% |
| LUCHASOL S A | | | | 1.670 | | 1.670 | 1,3% |
| CABRERA ROCHA GERARDO ERISON | 16 | | 5 | 1.182 | 212 | 1.415 | 1,1% |
| MATADERO MERCEDES S.A. | | | | 672 | | 672 | 0,5% |
| SIMPLIFY S A | | | | 273 | | 273 | 0,2% |
| Total | 6.950 | 8.895 | 681 | 87.739 | 20.719 | 124.984 | 100,0% |

Cantidad de Plantas con faena

15



FILTROS

Semana al...

Todas

Mes

Dic

* Para seleccionar meses marque "Seleccionar todo" en el filtro Semana.

INICIO

FAENA OVINOS ANUAL | ESTABLECIMIENTOS

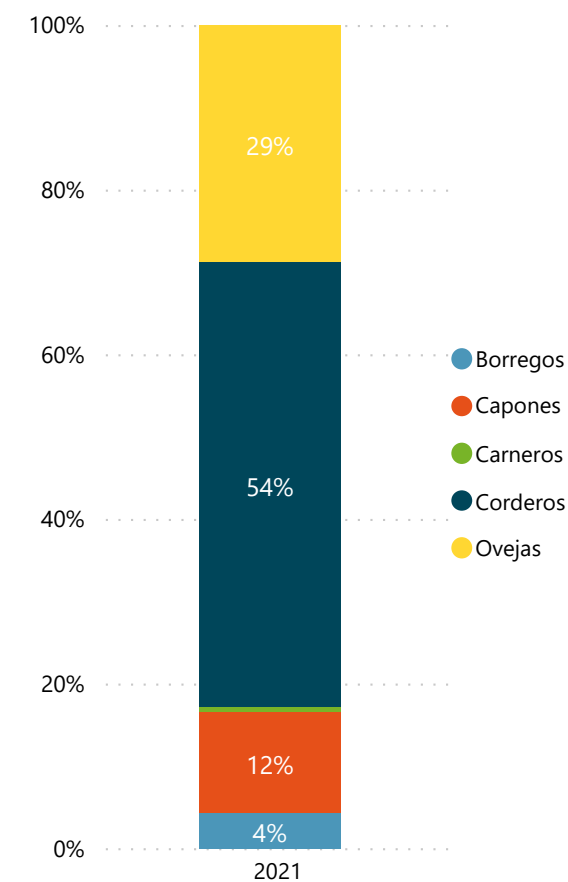
Información actualizada al 18/12

inac

| 2021 OVINOS | Borregos Cabezas | Capones Cabezas | Carneros Cabezas | Corderos Cabezas | Ovejas Cabezas | Total Cabezas | % |
|---------------------------------------|---------------------|--------------------|---------------------|---------------------|-------------------|------------------|---------------|
| FRIGORIFICO SAN JACINTO NIREA S A | 10.500 | 15.972 | 1.423 | 199.824 | 54.651 | 282.370 | 21,8% |
| SOMICAR SOCIEDAD ANONIMA | 13.059 | 42.877 | 3.341 | 98.986 | 107.049 | 265.312 | 20,5% |
| FRIGORIFICO LAS PIEDRAS S A | 3.822 | 17.992 | 454 | 162.081 | 46.934 | 231.283 | 17,9% |
| FRIGOCERRO SOCIEDAD ANONIMA | 9.553 | 35.491 | 1.329 | 69.284 | 71.241 | 186.898 | 14,4% |
| FRIGORIFICO CASA BLANCA S.A. FRICASSA | 3.322 | 17.668 | 859 | 30.879 | 38.204 | 90.932 | 7,0% |
| BAMIDAL SOCIEDAD ANONIMA | 1.577 | 9.685 | 432 | 44.345 | 13.684 | 69.723 | 5,4% |
| OFERAN S.A. | 3.123 | 4.438 | 214 | 27.875 | 9.353 | 45.003 | 3,5% |
| SIDERCOL S.A. | 5.401 | 5.813 | 434 | 17.323 | 14.370 | 43.341 | 3,3% |
| RONDATEL S.A. | 1.708 | 2.614 | 397 | 9.448 | 9.605 | 23.772 | 1,8% |
| FRIGORIFICO CUAREIM LIMITADA | 772 | 1.261 | | 14.102 | 1.847 | 17.982 | 1,4% |
| CHIADEL S A | 287 | 1.144 | 78 | 8.505 | 2.289 | 12.303 | 1,0% |
| INTENDENCIA DE ARTIGAS | 1.536 | 3.542 | 67 | 1.536 | 1.802 | 8.483 | 0,7% |
| SIMPLIFY S A | 255 | | | 4.681 | | 4.936 | 0,4% |
| ARROYAL SOCIEDAD ANONIMA | 72 | 72 | 14 | 4.214 | 204 | 4.576 | 0,4% |
| LUCHASOL S A | | 255 | | 2.545 | 97 | 2.897 | 0,2% |
| CABRERA ROCHA GERARDO ERISON | 161 | | 5 | 2.456 | 222 | 2.844 | 0,2% |
| MATADERO MERCEDES S.A. | | 1 | | 1.862 | 14 | 1.877 | 0,1% |
| Total | 55.148 | 158.825 | 9.047 | 699.946 | 371.566 | 1.294.532 | 100,0% |

Cantidad de Plantas con faena

17



FILTROS

Semana al... ▾

Todas ▾

Mes ▾

Todas ▾

* Para seleccionar meses marque "Seleccionar todo" en el filtro Semana.

INICIO