

# Boletín semanal Faena

Información referida al 25/12  
Cifras primarias 2020 - 2021

Faena Bovinos

Faena Ovinos

Faena Est Bovinos

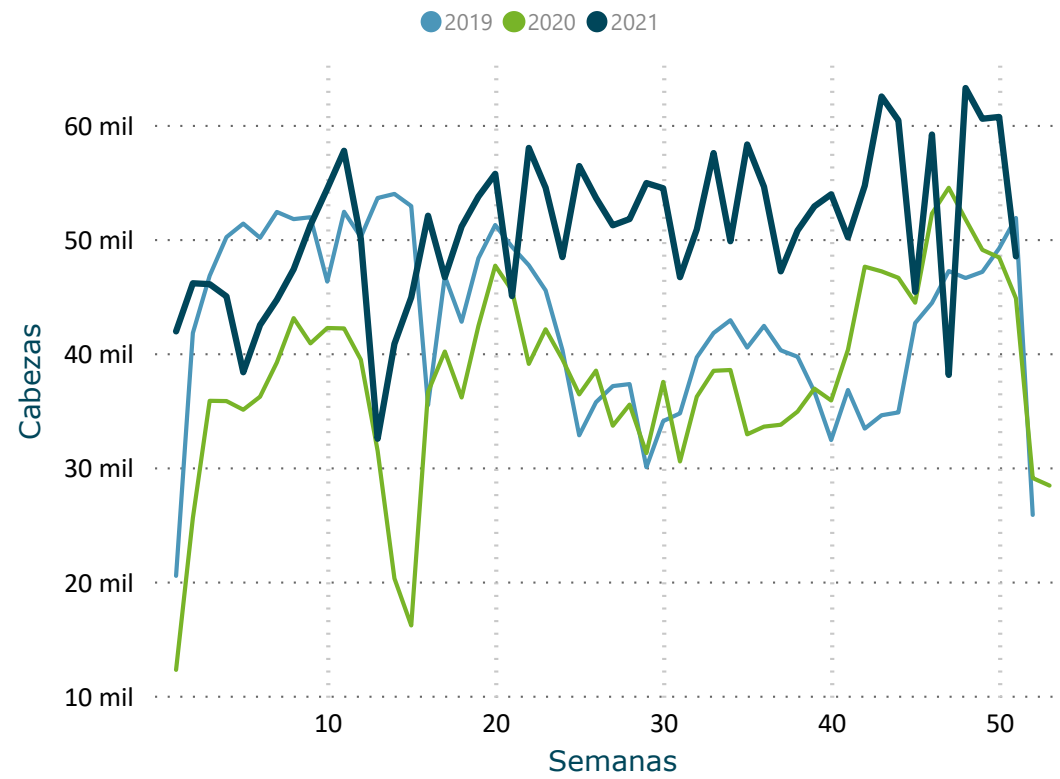
Faena Est Ovinos

## DATO SEMANAL

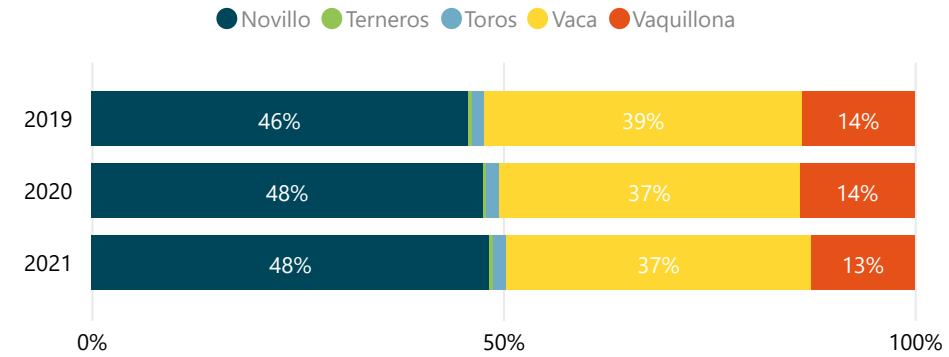
19/12/2021 al 25/12/2021

# 48.483

## Evolución Semanal de Faena



## Participación (%) por Categoría



### FILTROS

Mes ▼

- Seleccionar todo
- Ene
- Feb
- Mar
- Abr
- May
- Jun
- Jul
- Ago
- Set
- Oct
- Nov
- Dic

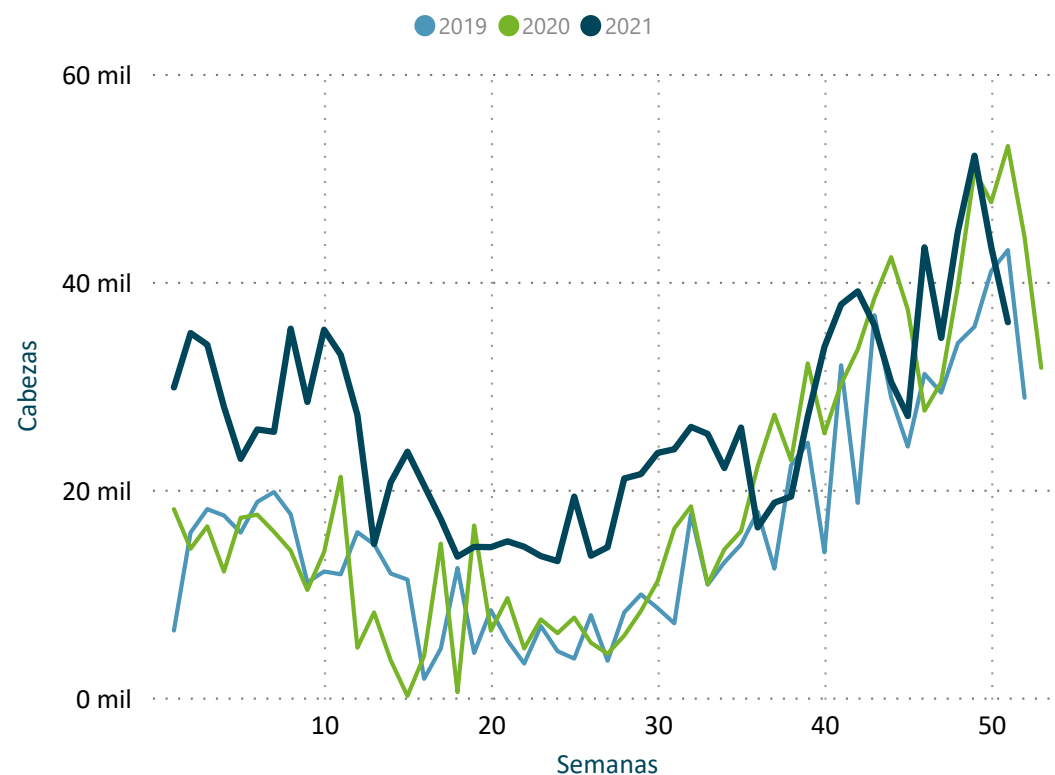
|                     | 2019             | 2020             |                | 2021             |                |
|---------------------|------------------|------------------|----------------|------------------|----------------|
| <b>BOVINOS</b>      | <b>Cabezas</b>   | <b>Cabezas</b>   | <b>Var (%)</b> | <b>Cabezas</b>   | <b>Var (%)</b> |
| ▣ <b>Novillo</b>    | <b>1.014.408</b> | <b>942.107</b>   | <b>-7,1</b>    | <b>1.256.878</b> | <b>33,4</b>    |
| Novillo 2 4d        | 430.842          | 467.634          | 8,5            | 675.706          | 44,5           |
| Novillo 6d          | 200.201          | 158.482          | -20,8          | 196.722          | 24,1           |
| Novillo 8d          | 309.261          | 227.860          | -26,3          | 245.055          | 7,5            |
| Novillo dl          | 74.104           | 88.131           | 18,9           | 139.395          | 58,2           |
| ⊕ <b>Terneros</b>   | <b>10.085</b>    | <b>7.453</b>     | <b>-26,1</b>   | <b>12.755</b>    | <b>71,1</b>    |
| ⊕ <b>Toros</b>      | <b>34.638</b>    | <b>30.048</b>    | <b>-13,3</b>   | <b>38.040</b>    | <b>26,6</b>    |
| ▣ <b>Vaca</b>       | <b>853.708</b>   | <b>723.180</b>   | <b>-15,3</b>   | <b>963.087</b>   | <b>33,2</b>    |
| Vaca 6d             | 69.985           | 60.952           | -12,9          | 74.545           | 22,3           |
| Vaca 8d             | 783.723          | 662.228          | -15,5          | 888.542          | 34,2           |
| ⊕ <b>Vaquillona</b> | <b>303.637</b>   | <b>275.341</b>   | <b>-9,3</b>    | <b>325.803</b>   | <b>18,3</b>    |
| <b>Total</b>        | <b>2.216.476</b> | <b>1.978.129</b> | <b>-10,8</b>   | <b>2.596.563</b> | <b>31,3</b>    |

## DATO SEMANAL

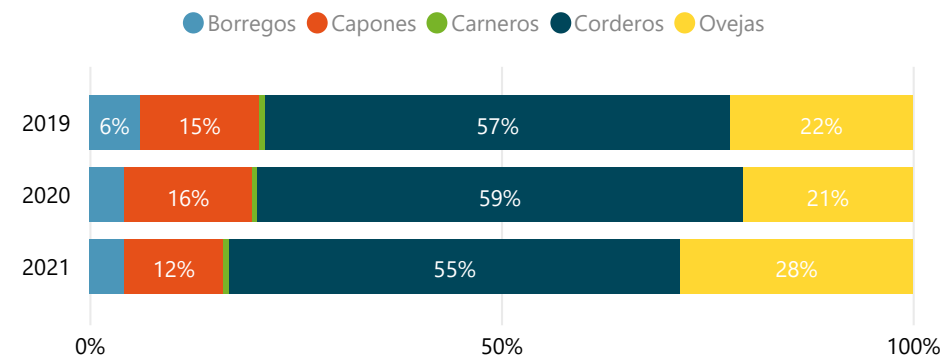
19/12/2021 al 25/12/2021

# 36.109

## Evolución Semanal de Faena



## Participación (%) por Categoría



| Categoría     | 2019           |             | 2020           |                  | 2021        |         |
|---------------|----------------|-------------|----------------|------------------|-------------|---------|
|               | Cabezas        | Var (%)     | Cabezas        | Var (%)          | Cabezas     | Var (%) |
| <b>OVINOS</b> |                |             |                |                  |             |         |
| Borregos      | 50.841         | -21,7       | 39.794         | 56.528           | 42,1        |         |
| Capones       | 120.187        | 23,4        | 148.369        | 160.659          | 8,3         |         |
| Carneros      | 5.770          | -14,0       | 4.962          | 9.139            | 84,2        |         |
| Corderos      | 467.922        | 19,8        | 560.594        | 730.804          | 30,4        |         |
| Ovejas        | 183.239        | 6,5         | 195.186        | 375.685          | 92,5        |         |
| <b>Total</b>  | <b>827.959</b> | <b>14,6</b> | <b>948.905</b> | <b>1.332.815</b> | <b>40,5</b> |         |

### FILTROS

Mes

- Seleccionar todo
- Ene
- Feb
- Mar
- Abr
- May
- Jun
- Jul
- Ago
- Set
- Oct
- Nov
- Dic

# FAENA BOVINOS SEMANAL | ESTABLECIMIENTOS

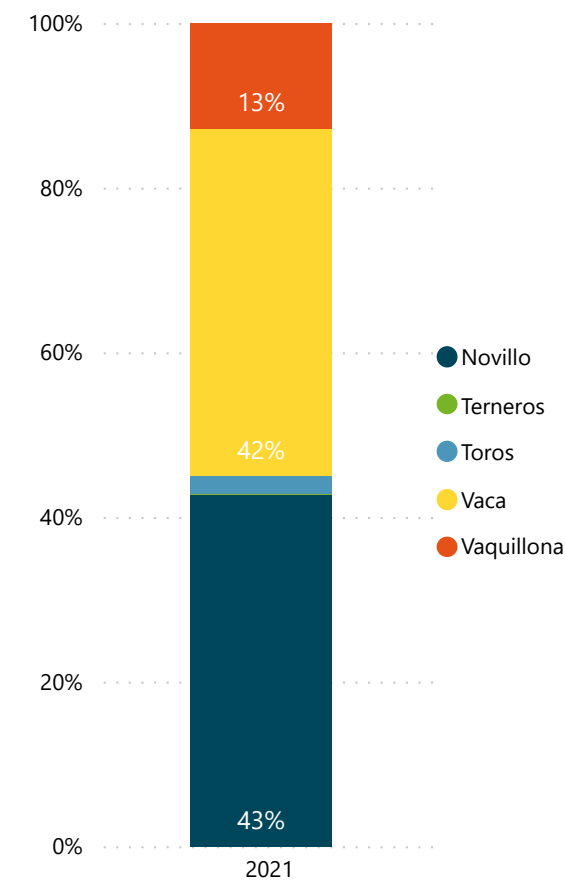
Información actualizada al 25/12

inac

| 2021<br>BOVINOS                       | Novillo<br>Cabezas | Terneros<br>Cabezas | Toros<br>Cabezas | Vaca<br>Cabezas | Vaquillona<br>Cabezas | Total<br>Cabezas | %             |
|---------------------------------------|--------------------|---------------------|------------------|-----------------|-----------------------|------------------|---------------|
| FRIGORIFICO LAS PIEDRAS S A           | 3.249              | 10                  | 15               | 725             | 393                   | 4.392            | 9,1%          |
| FRIGORIFICO TACUAREMBO S A            | 1.499              | 1                   | 159              | 2.006           | 442                   | 4.107            | 8,5%          |
| ONTILCOR SOCIEDAD ANONIMA             | 2.121              | 2                   | 68               | 1.114           | 452                   | 3.757            | 7,7%          |
| ESTABLECIMIENTOS COLONIA S A          | 1.397              | 12                  | 64               | 1.389           | 477                   | 3.339            | 6,9%          |
| FRIGORIFICO CARRASCO S A              | 1.960              | 9                   | 34               | 1.072           | 212                   | 3.287            | 6,8%          |
| BREEDERS PACKERS URUGUAY SA           | 1.954              |                     | 67               | 962             | 271                   | 3.254            | 6,7%          |
| FRIGORIFICO CANELONES S A             | 913                |                     | 47               | 1.301           | 815                   | 3.076            | 6,3%          |
| INALER S.A.                           | 1.626              | 4                   | 27               | 790             | 287                   | 2.734            | 5,6%          |
| PULSA SA                              | 984                | 1                   | 39               | 1.175           | 200                   | 2.399            | 4,9%          |
| SIRSIL S A                            | 280                |                     | 18               | 1.727           | 197                   | 2.222            | 4,6%          |
| FRIGORIFICO SAN JACINTO NIREA S A     | 969                |                     | 34               | 878             | 259                   | 2.140            | 4,4%          |
| CHIADEL S A                           | 1.001              |                     | 1                | 715             | 408                   | 2.125            | 4,4%          |
| BILACOR SOCIEDAD ANONIMA              | 966                |                     | 13               | 900             | 134                   | 2.013            | 4,2%          |
| LORSINAL S A                          | 476                | 2                   | 16               | 893             | 350                   | 1.737            | 3,6%          |
| COPAYAN S.A.                          | 645                |                     | 16               | 823             | 146                   | 1.630            | 3,4%          |
| ERSINAL SOCIEDAD ANONIMA              | 161                | 1                   | 196              | 887             | 234                   | 1.479            | 3,1%          |
| FRIGORIFICO CASA BLANCA S.A. FRICASSA | 156                | 3                   | 6                | 983             | 273                   | 1.421            | 2,9%          |
| SUCESION CARLOS SCHNECK S.A.          | 30                 |                     | 123              | 711             | 13                    | 877              | 1,8%          |
| SOMICAR SOCIEDAD ANONIMA              | 35                 |                     | 50               | 545             | 24                    | 654              | 1,3%          |
| FRIGOCERRO SOCIEDAD ANONIMA           | 63                 |                     | 59               | 456             | 63                    | 641              | 1,3%          |
| SIMPLIFY S A (Mendoza)                |                    |                     |                  | 243             | 38                    | 281              | 0,6%          |
| ARROYAL SOCIEDAD ANONIMA              | 25                 | 8                   | 7                | 19              | 131                   | 190              | 0,4%          |
| CRAVEA LEMA MIRIAM ZULMA              | 61                 | 35                  |                  | 22              | 30                    | 148              | 0,3%          |
| SIMPLIFY S A                          | 10                 | 6                   |                  | 29              | 90                    | 135              | 0,3%          |
| MATADERO MERCEDES S.A.                | 44                 |                     |                  |                 | 74                    | 118              | 0,2%          |
| OFERAN S.A.                           | 46                 |                     | 1                | 1               | 41                    | 89               | 0,2%          |
| CABRERA ROCHA GERARDO ERISON          |                    |                     |                  | 1               | 69                    | 70               | 0,1%          |
| LUCHASOL S A                          |                    |                     |                  | 24              | 28                    | 52               | 0,1%          |
| MATADERO LOS OLIVOS S C               | 12                 |                     |                  | 1               | 39                    | 52               | 0,1%          |
| INTENDENCIA DE ARTIGAS                | 1                  |                     | 1                | 31              |                       | 33               | 0,1%          |
| FRIGORIFICO CUAREIM LIMITADA          |                    |                     |                  | 28              | 3                     | 31               | 0,1%          |
| <b>Total</b>                          | <b>20.684</b>      | <b>94</b>           | <b>1.061</b>     | <b>20.451</b>   | <b>6.193</b>          | <b>48.483</b>    | <b>100,0%</b> |

Cantidad de Plantas con faena

31



FILTROS

Semana al...

25/12/2021

Mes

Todas

\* Para seleccionar meses marque "Seleccionar todo" en el filtro Semana.

INICIO

# FAENA BOVINOS MENSUAL | ESTABLECIMIENTOS

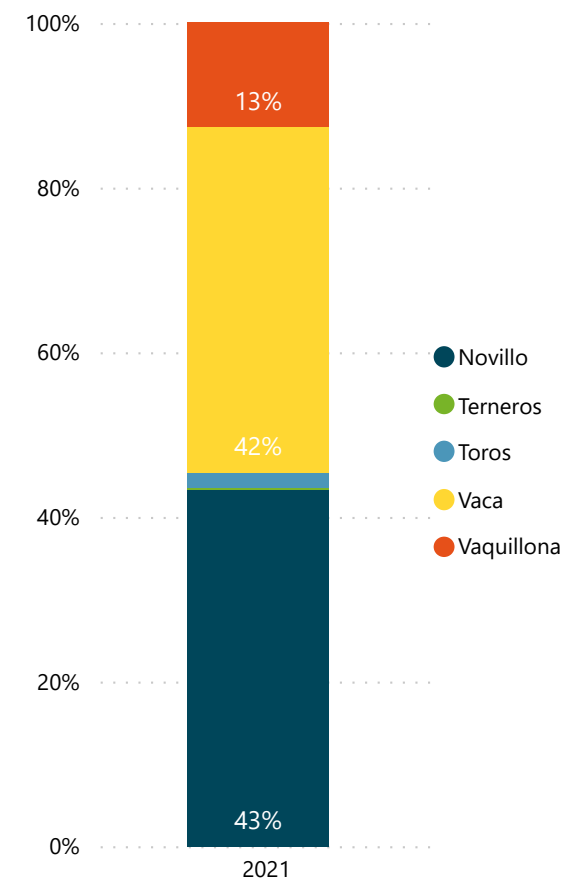
Información actualizada al 25/12

inac

| 2021<br>BOVINOS                       | Novillo<br>Cabezas | Terneros<br>Cabezas | Toros<br>Cabezas | Vaca<br>Cabezas | Vaquillona<br>Cabezas | Total<br>Cabezas | %             |
|---------------------------------------|--------------------|---------------------|------------------|-----------------|-----------------------|------------------|---------------|
| FRIGORIFICO TACUAREMBO S A            | 6.783              | 13                  | 473              | 8.675           | 1.194                 | 17.138           | 8,1%          |
| FRIGORIFICO LAS PIEDRAS S A           | 13.295             | 21                  | 33               | 2.141           | 1.341                 | 16.831           | 8,0%          |
| PULSA SA                              | 5.806              | 11                  | 314              | 7.636           | 1.625                 | 15.392           | 7,3%          |
| ONTILCOR SOCIEDAD ANONIMA             | 8.033              | 10                  | 193              | 4.985           | 2.081                 | 15.302           | 7,3%          |
| FRIGORIFICO CANELONES S A             | 5.368              |                     | 194              | 6.816           | 2.815                 | 15.193           | 7,2%          |
| FRIGORIFICO CARRASCO S A              | 7.749              | 36                  | 155              | 5.148           | 1.423                 | 14.511           | 6,9%          |
| ESTABLECIMIENTOS COLONIA S A          | 5.998              | 23                  | 202              | 5.427           | 1.956                 | 13.606           | 6,5%          |
| BREEDERS PACKERS URUGUAY SA           | 7.893              |                     | 169              | 3.224           | 1.277                 | 12.563           | 6,0%          |
| INALER S.A.                           | 6.328              | 7                   | 126              | 3.445           | 1.241                 | 11.147           | 5,3%          |
| FRIGORIFICO SAN JACINTO NIREA S A     | 4.323              |                     | 110              | 3.941           | 926                   | 9.300            | 4,4%          |
| CHIADEL S A                           | 4.076              | 3                   | 49               | 2.887           | 1.169                 | 8.184            | 3,9%          |
| SIRSIL S A                            | 1.851              |                     | 98               | 5.477           | 552                   | 7.978            | 3,8%          |
| BILACOR SOCIEDAD ANONIMA              | 3.421              | 8                   | 111              | 3.668           | 762                   | 7.970            | 3,8%          |
| CLEDINOR S A                          | 2.476              | 10                  | 132              | 4.164           | 624                   | 7.406            | 3,5%          |
| LORSINAL S A                          | 1.450              | 4                   | 143              | 4.309           | 760                   | 6.666            | 3,2%          |
| ERSINAL SOCIEDAD ANONIMA              | 933                | 80                  | 601              | 2.895           | 1.735                 | 6.244            | 3,0%          |
| COPAYAN S.A.                          | 2.168              | 3                   | 89               | 3.188           | 749                   | 6.197            | 2,9%          |
| FRIGORIFICO CASA BLANCA S.A. FRICASSA | 1.131              | 17                  | 39               | 2.510           | 1.134                 | 4.831            | 2,3%          |
| SOMICAR SOCIEDAD ANONIMA              | 439                | 2                   | 176              | 2.301           | 246                   | 3.164            | 1,5%          |
| SUCESION CARLOS SCHNECK S.A.          | 217                | 3                   | 201              | 2.185           | 135                   | 2.741            | 1,3%          |
| FRIGOCERRO SOCIEDAD ANONIMA           | 308                |                     | 300              | 1.696           | 208                   | 2.512            | 1,2%          |
| SIMPLIFY S A (Mendoza)                | 3                  |                     |                  | 754             | 248                   | 1.005            | 0,5%          |
| ARROYAL SOCIEDAD ANONIMA              | 71                 | 149                 | 28               | 117             | 629                   | 994              | 0,5%          |
| OFERAN S.A.                           | 314                |                     | 3                | 135             | 278                   | 730              | 0,3%          |
| MATADERO MERCEDES S.A.                | 101                |                     |                  | 14              | 426                   | 541              | 0,3%          |
| SIMPLIFY S A                          | 12                 | 43                  |                  | 47              | 412                   | 514              | 0,2%          |
| CRAVEA LEMA MIRIAM ZULMA              | 249                | 85                  |                  | 60              | 69                    | 463              | 0,2%          |
| CABRERA ROCHA GERARDO ERISON          | 79                 |                     | 2                | 35              | 270                   | 386              | 0,2%          |
| FRIGORIFICO CUAREIM LIMITADA          | 90                 |                     | 31               | 198             | 16                    | 335              | 0,2%          |
| MATADERO LOS OLIVOS S C               | 73                 | 3                   |                  | 1               | 168                   | 245              | 0,1%          |
| LUCHASOL S A                          | 3                  | 17                  |                  | 49              | 85                    | 154              | 0,1%          |
| INTENDENCIA DE ARTIGAS                | 46                 | 4                   | 3                | 80              | 4                     | 137              | 0,1%          |
| CLAY S A                              | 18                 | 6                   |                  |                 | 29                    | 53               | 0,0%          |
| <b>Total</b>                          | <b>91.105</b>      | <b>558</b>          | <b>3.975</b>     | <b>88.208</b>   | <b>26.587</b>         | <b>210.433</b>   | <b>100,0%</b> |

Cantidad de Plantas con faena

33



FILTROS

Semana al...

Todas

Mes

Dic

\* Para seleccionar meses marque "Seleccionar todo" en el filtro Semana.

INICIO

# FAENA BOVINOS ANUAL | ESTABLECIMIENTOS

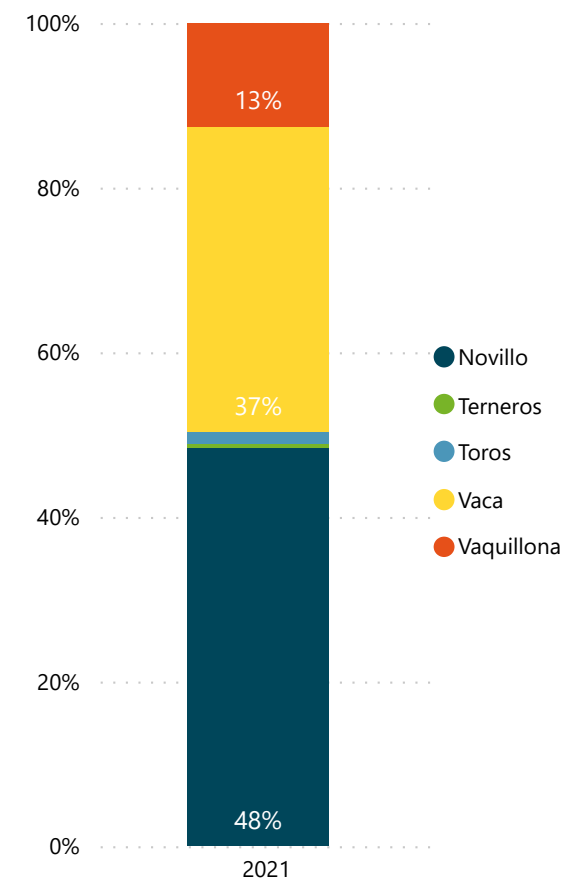
Información actualizada al 25/12

inac

| 2021<br>BOVINOS                       | Novillo<br>Cabezas | Terneros<br>Cabezas | Toros<br>Cabezas | Vaca<br>Cabezas | Vaquillona<br>Cabezas | Total<br>Cabezas | %             |
|---------------------------------------|--------------------|---------------------|------------------|-----------------|-----------------------|------------------|---------------|
| PULSA SA                              | 103.427            | 118                 | 2.718            | 93.306          | 17.684                | 217.253          | 8,4%          |
| FRIGORIFICO LAS PIEDRAS S A           | 158.695            | 88                  | 415              | 24.323          | 19.442                | 202.963          | 7,8%          |
| FRIGORIFICO TACUAREMBO S A            | 96.627             | 180                 | 3.913            | 81.548          | 16.280                | 198.548          | 7,6%          |
| FRIGORIFICO CANELONES S A             | 66.927             | 32                  | 2.656            | 95.422          | 19.587                | 184.624          | 7,1%          |
| ONTILCOR SOCIEDAD ANONIMA             | 111.263            | 42                  | 1.539            | 41.076          | 28.917                | 182.837          | 7,0%          |
| FRIGORIFICO CARRASCO S A              | 82.762             | 335                 | 2.345            | 70.874          | 14.637                | 170.953          | 6,6%          |
| BREEDERS PACKERS URUGUAY SA           | 102.276            | 2                   | 1.196            | 43.056          | 19.231                | 165.761          | 6,4%          |
| ESTABLECIMIENTOS COLONIA S A          | 85.547             | 263                 | 1.953            | 49.800          | 17.093                | 154.656          | 6,0%          |
| INALER S.A.                           | 80.051             | 97                  | 1.291            | 47.556          | 14.987                | 143.982          | 5,5%          |
| CLEDINOR S A                          | 63.228             | 128                 | 2.048            | 56.760          | 13.194                | 135.358          | 5,2%          |
| FRIGORIFICO SAN JACINTO NIREA S A     | 52.531             | 70                  | 882              | 38.403          | 17.865                | 109.751          | 4,2%          |
| BILACOR SOCIEDAD ANONIMA              | 48.653             | 77                  | 1.310            | 47.373          | 10.402                | 107.815          | 4,2%          |
| CHIADEL S A                           | 55.890             | 22                  | 771              | 31.093          | 15.326                | 103.102          | 4,0%          |
| SIRSIL S A                            | 36.719             | 4                   | 1.020            | 40.445          | 8.255                 | 86.443           | 3,3%          |
| COPAYAN S.A.                          | 27.689             | 107                 | 1.358            | 41.813          | 8.264                 | 79.231           | 3,1%          |
| LORSINAL S A                          | 18.305             | 13                  | 1.157            | 36.904          | 9.047                 | 65.426           | 2,5%          |
| ERSINAL SOCIEDAD ANONIMA              | 14.261             | 4.816               | 3.084            | 19.417          | 17.516                | 59.094           | 2,3%          |
| FRIGORIFICO CASA BLANCA S.A. FRICASSA | 18.577             | 164                 | 445              | 25.388          | 12.509                | 57.083           | 2,2%          |
| SOMICAR SOCIEDAD ANONIMA              | 7.971              | 51                  | 2.319            | 21.020          | 2.329                 | 33.690           | 1,3%          |
| RONDATEL S.A.                         | 3.424              | 21                  | 468              | 14.568          | 2.937                 | 21.418           | 0,8%          |
| SUCESION CARLOS SCHNECK S.A.          | 938                | 81                  | 2.069            | 15.164          | 1.038                 | 19.290           | 0,7%          |
| ARROYAL SOCIEDAD ANONIMA              | 1.783              | 2.477               | 393              | 3.021           | 10.953                | 18.627           | 0,7%          |
| SIMPLIFY S A                          | 1.774              | 614                 | 31               | 3.473           | 7.421                 | 13.313           | 0,5%          |
| OFERAN S.A.                           | 5.555              | 41                  | 90               | 3.738           | 3.566                 | 12.990           | 0,5%          |
| FRIGOCERRO SOCIEDAD ANONIMA           | 1.256              | 1                   | 1.530            | 7.431           | 1.065                 | 11.283           | 0,4%          |
| FRIGORIFICO CUAREIM LIMITADA          | 1.685              | 23                  | 817              | 4.928           | 537                   | 7.990            | 0,3%          |
| CRAVEA LEMA MIRIAM ZULMA              | 3.167              | 2.187               | 37               | 543             | 1.648                 | 7.582            | 0,3%          |
| MATADERO MERCEDES S.A.                | 1.150              | 45                  |                  | 210             | 5.423                 | 6.828            | 0,3%          |
| MATADERO LOS OLIVOS S C               | 1.850              | 177                 | 38               | 421             | 3.467                 | 5.953            | 0,2%          |
| CABRERA ROCHA GERARDO ERISON          | 1.633              | 145                 | 32               | 312             | 3.055                 | 5.177            | 0,2%          |
| INTENDENCIA DE ARTIGAS                | 912                | 113                 | 86               | 1.833           | 252                   | 3.196            | 0,1%          |
| LUCHASOL S A                          | 312                | 208                 | 17               | 734             | 1.222                 | 2.493            | 0,1%          |
| SIMPLIFY S A (Mendoza)                | 5                  |                     | 3                | 1.095           | 332                   | 1.435            | 0,1%          |
| LINERIM S A                           | 2                  |                     | 9                | 31              | 279                   | 321              | 0,0%          |
| CLAY S A                              | 33                 | 13                  |                  | 8               | 43                    | 97               | 0,0%          |
| <b>Total</b>                          | <b>1.256.878</b>   | <b>12.755</b>       | <b>38.040</b>    | <b>963.087</b>  | <b>325.803</b>        | <b>2.596.563</b> | <b>100,0%</b> |

Cantidad de Plantas con faena

35



FILTROS

Semana al...

Todas

Mes

Todas

\* Para seleccionar meses marque "Seleccionar todo" en el filtro Semana.

INICIO

# FAENA OVINOS SEMANAL | ESTABLECIMIENTOS

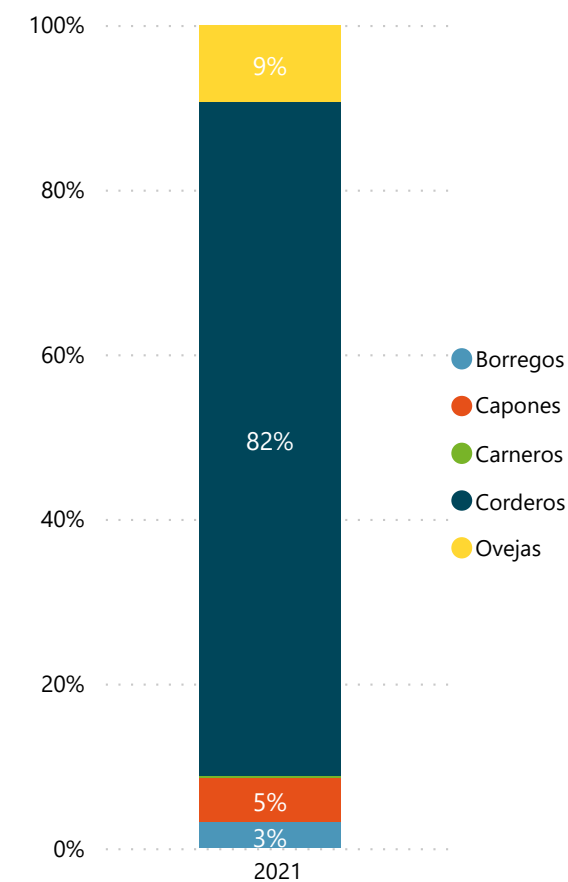
Información actualizada al 25/12

**inac**

| 2021<br>OVINOS                        | Borregos<br>Cabezas | Capones<br>Cabezas | Carneros<br>Cabezas | Corderos<br>Cabezas | Ovejas<br>Cabezas | Total<br>Cabezas | %             |
|---------------------------------------|---------------------|--------------------|---------------------|---------------------|-------------------|------------------|---------------|
| FRIGORIFICO SAN JACINTO NIREA S A     | 21                  | 89                 | 1                   | 6.275               | 511               | <b>6.897</b>     | <b>19,1%</b>  |
| FRIGORIFICO LAS PIEDRAS S A           | 15                  |                    |                     | 6.393               | 200               | <b>6.608</b>     | <b>18,3%</b>  |
| SOMICAR SOCIEDAD ANONIMA              | 368                 | 583                | 42                  | 1.960               | 1.514             | <b>4.467</b>     | <b>12,4%</b>  |
| BAMIDAL SOCIEDAD ANONIMA              | 36                  | 172                |                     | 2.656               | 419               | <b>3.283</b>     | <b>9,1%</b>   |
| SIDERCOL S.A.                         | 271                 | 32                 | 27                  | 1.787               | 538               | <b>2.655</b>     | <b>7,4%</b>   |
| ARROYAL SOCIEDAD ANONIMA              |                     | 17                 |                     | 2.316               | 17                | <b>2.350</b>     | <b>6,5%</b>   |
| OFERAN S.A.                           |                     |                    |                     | 2.211               | 6                 | <b>2.217</b>     | <b>6,1%</b>   |
| FRIGORIFICO CUAREIM LIMITADA          |                     |                    |                     | 2.135               |                   | <b>2.135</b>     | <b>5,9%</b>   |
| INTENDENCIA DE ARTIGAS                | 450                 | 1.054              |                     | 616                 | 6                 | <b>2.126</b>     | <b>5,9%</b>   |
| FRIGORIFICO CASA BLANCA S.A. FRICASSA |                     |                    |                     | 1.457               |                   | <b>1.457</b>     | <b>4,0%</b>   |
| CABRERA ROCHA GERARDO ERISON          |                     |                    |                     | 916                 | 123               | <b>1.039</b>     | <b>2,9%</b>   |
| LUCHASOL S A                          |                     |                    |                     | 875                 |                   | <b>875</b>       | <b>2,4%</b>   |
| <b>Total</b>                          | <b>1.161</b>        | <b>1.947</b>       | <b>70</b>           | <b>29.597</b>       | <b>3.334</b>      | <b>36.109</b>    | <b>100,0%</b> |

Cantidad de Plantas con faena

12



FILTROS

Semana al... ▾

25/12/2021 ▾

Mes ▾

Todas ▾

\* Para seleccionar meses marque "Seleccionar todo" en el filtro Semana.

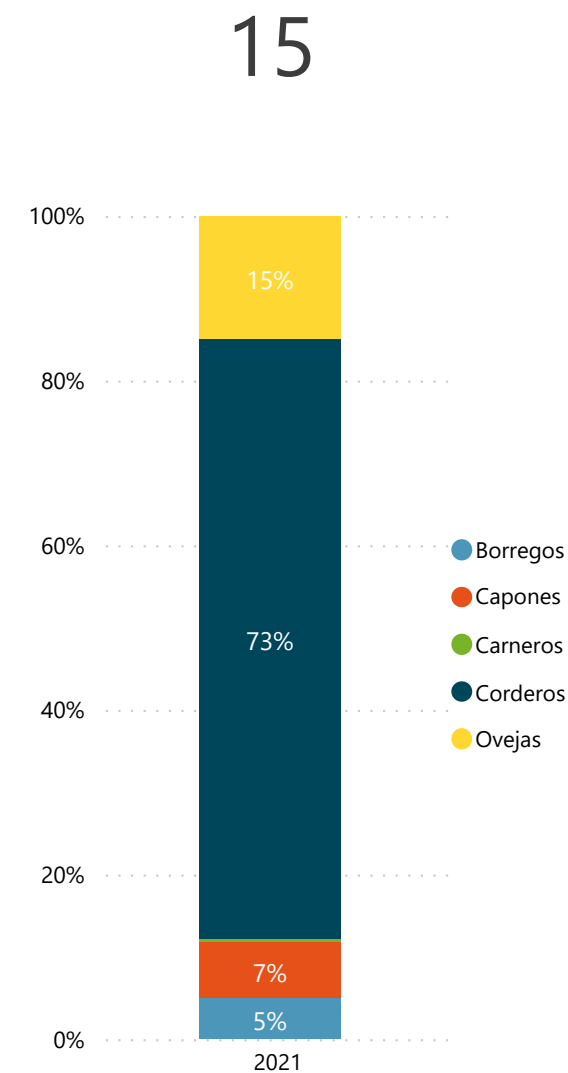
← INICIO

# FAENA OVINOS MENSUAL | ESTABLECIMIENTOS

Información actualizada al 25/12 **inac**

| 2021<br>OVINOS                        | Borregos<br>Cabezas | Capones<br>Cabezas | Carneros<br>Cabezas | Corderos<br>Cabezas | Ovejas<br>Cabezas | Total<br>Cabezas | %             |
|---------------------------------------|---------------------|--------------------|---------------------|---------------------|-------------------|------------------|---------------|
| FRIGORIFICO SAN JACINTO NIREA S A     | 1.916               | 1.225              | 87                  | 32.191              | 4.680             | <b>40.099</b>    | <b>24,9%</b>  |
| FRIGORIFICO LAS PIEDRAS S A           | 956                 | 1.795              | 51                  | 27.997              | 3.908             | <b>34.707</b>    | <b>21,5%</b>  |
| SOMICAR SOCIEDAD ANONIMA              | 2.575               | 1.471              | 427                 | 8.084               | 6.066             | <b>18.623</b>    | <b>11,6%</b>  |
| BAMIDAL SOCIEDAD ANONIMA              | 183                 | 1.951              | 25                  | 7.618               | 3.490             | <b>13.267</b>    | <b>8,2%</b>   |
| OFERAN S.A.                           | 151                 | 603                | 48                  | 9.397               | 1.662             | <b>11.861</b>    | <b>7,4%</b>   |
| SIDERCOL S.A.                         | 886                 | 1.339              | 108                 | 5.809               | 2.918             | <b>11.060</b>    | <b>6,9%</b>   |
| FRIGORIFICO CASA BLANCA S.A. FRICASSA | 353                 |                    |                     | 7.529               | 111               | <b>7.993</b>     | <b>5,0%</b>   |
| FRIGORIFICO CUAREIM LIMITADA          |                     |                    |                     | 6.265               |                   | <b>6.265</b>     | <b>3,9%</b>   |
| ARROYAL SOCIEDAD ANONIMA              | 39                  | 22                 |                     | 3.934               | 41                | <b>4.036</b>     | <b>2,5%</b>   |
| INTENDENCIA DE ARTIGAS                | 845                 | 2.028              |                     | 1.008               | 107               | <b>3.988</b>     | <b>2,5%</b>   |
| FRIGOCERRO SOCIEDAD ANONIMA           | 191                 | 408                |                     | 1.916               | 735               | <b>3.250</b>     | <b>2,0%</b>   |
| LUCHASOL S A                          |                     |                    |                     | 2.545               |                   | <b>2.545</b>     | <b>1,6%</b>   |
| CABRERA ROCHA GERARDO ERISON          | 16                  |                    | 5                   | 2.098               | 335               | <b>2.454</b>     | <b>1,5%</b>   |
| MATADERO MERCEDES S.A.                |                     |                    |                     | 672                 |                   | <b>672</b>       | <b>0,4%</b>   |
| SIMPLIFY S A                          |                     |                    |                     | 273                 |                   | <b>273</b>       | <b>0,2%</b>   |
| <b>Total</b>                          | <b>8.111</b>        | <b>10.842</b>      | <b>751</b>          | <b>117.336</b>      | <b>24.053</b>     | <b>161.093</b>   | <b>100,0%</b> |

Cantidad de Plantas con faena



**FILTROS**

Semana al... ▼

Todas ▼

Mes ▼

Dic ▼

\* Para seleccionar meses marque "Seleccionar todo" en el filtro Semana.

INICIO

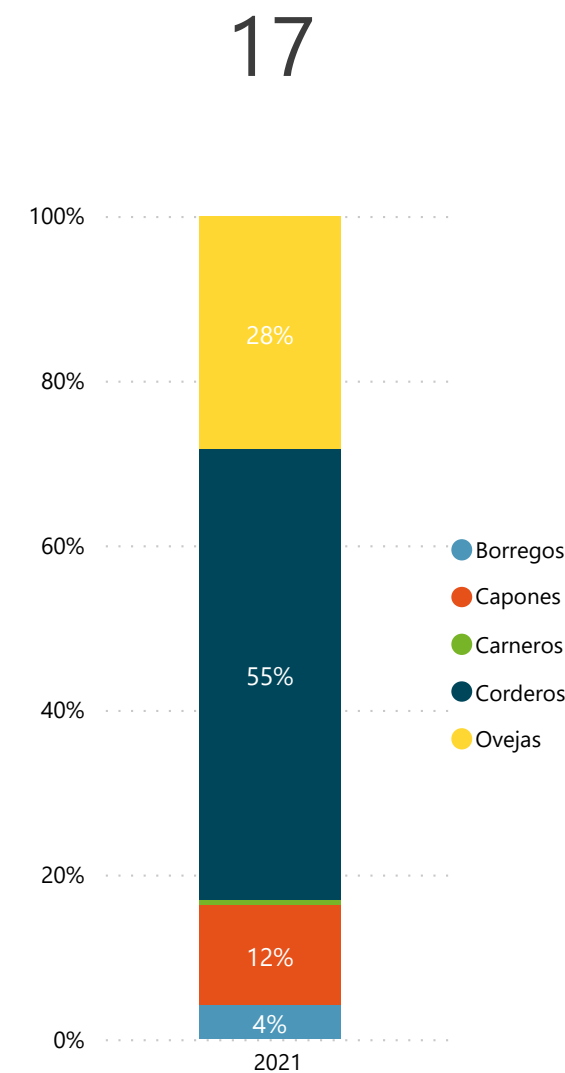


# FAENA OVINOS ANUAL | ESTABLECIMIENTOS

Información actualizada al 25/12 **inac**

| 2021<br>OVINOS                        | Borregos<br>Cabezas | Capones<br>Cabezas | Carneros<br>Cabezas | Corderos<br>Cabezas | Ovejas<br>Cabezas | Total<br>Cabezas | %             |
|---------------------------------------|---------------------|--------------------|---------------------|---------------------|-------------------|------------------|---------------|
| FRIGORIFICO SAN JACINTO NIREA S A     | 10.521              | 16.061             | 1.424               | 206.099             | 55.162            | <b>289.267</b>   | <b>21,7%</b>  |
| SOMICAR SOCIEDAD ANONIMA              | 13.427              | 43.460             | 3.383               | 100.946             | 108.563           | <b>269.779</b>   | <b>20,2%</b>  |
| FRIGORIFICO LAS PIEDRAS S A           | 3.837               | 17.992             | 454                 | 168.474             | 47.134            | <b>237.891</b>   | <b>17,8%</b>  |
| FRIGOCERRO SOCIEDAD ANONIMA           | 9.553               | 35.491             | 1.329               | 69.284              | 71.241            | <b>186.898</b>   | <b>14,0%</b>  |
| FRIGORIFICO CASA BLANCA S.A. FRICASSA | 3.322               | 17.668             | 859                 | 32.336              | 38.204            | <b>92.389</b>    | <b>6,9%</b>   |
| BAMIDAL SOCIEDAD ANONIMA              | 1.612               | 9.862              | 427                 | 46.797              | 13.985            | <b>72.683</b>    | <b>5,5%</b>   |
| OFERAN S.A.                           | 3.268               | 4.320              | 241                 | 31.626              | 10.262            | <b>49.717</b>    | <b>3,7%</b>   |
| SIDERCOL S.A.                         | 5.672               | 5.845              | 461                 | 19.110              | 14.908            | <b>45.996</b>    | <b>3,5%</b>   |
| RONDATEL S.A.                         | 1.708               | 2.614              | 397                 | 9.448               | 9.605             | <b>23.772</b>    | <b>1,8%</b>   |
| FRIGORIFICO CUAREIM LIMITADA          | 772                 | 1.261              |                     | 16.237              | 1.847             | <b>20.117</b>    | <b>1,5%</b>   |
| CHIADEL S A                           | 287                 | 1.144              | 78                  | 8.505               | 2.289             | <b>12.303</b>    | <b>0,9%</b>   |
| INTENDENCIA DE ARTIGAS                | 1.986               | 4.596              | 67                  | 2.152               | 1.808             | <b>10.609</b>    | <b>0,8%</b>   |
| ARROYAL SOCIEDAD ANONIMA              | 72                  | 89                 | 14                  | 6.530               | 221               | <b>6.926</b>     | <b>0,5%</b>   |
| SIMPLIFY S A                          | 255                 |                    |                     | 4.681               |                   | <b>4.936</b>     | <b>0,4%</b>   |
| CABRERA ROCHA GERARDO ERISON          | 236                 |                    | 5                   | 3.297               | 345               | <b>3.883</b>     | <b>0,3%</b>   |
| LUCHASOL S A                          |                     | 255                |                     | 3.420               | 97                | <b>3.772</b>     | <b>0,3%</b>   |
| MATADERO MERCEDES S.A.                |                     | 1                  |                     | 1.862               | 14                | <b>1.877</b>     | <b>0,1%</b>   |
| <b>Total</b>                          | <b>56.528</b>       | <b>160.659</b>     | <b>9.139</b>        | <b>730.804</b>      | <b>375.685</b>    | <b>1.332.815</b> | <b>100,0%</b> |

Cantidad de Plantas con faena



**FILTROS**

Semana al... ▼

Todas ▼

Mes ▼

Todas ▼

\* Para seleccionar meses marque "Seleccionar todo" en el filtro Semana.

INICIO