



anuario
estadístico
year book
2008



EXISTENCIAS / LIVESTOCK



FAENA / SLAUGHTER



PRECIOS / PRICES



EXPORTACIÓN / EXPORTS

ESPAÑOL / ENGLISH

Instituto Nacional de Carnes

National Meat Institute

Dirección de Información y Análisis Económico

Economic Analysis & Information Division

Nota:

1. Los datos de exportaciones fueron procesados al 16/07/2009.
2. A partir de la puesta en funcionamiento del nuevo Sistema de Registro y Gestión de Exportaciones (SRGE) en Mayo 2009, entró en vigencia un Nuevo Sistema de Códigos de Carnes, Menudencias, Productos Cárnicos y Subproductos. Mediante este sistema se actualiza la denominación de los productos buscando una mayor precisión. Se agregan nuevos códigos y se reagrupan y reordenan algunas categorías de acuerdo a criterios modernos para el registro de información de los productos de exportación. Este cambio brindó la oportunidad para actualizar, además, la forma en la cual se organiza la información para su análisis, contemplando las sugerencias y recomendaciones de técnicos y usuarios.

El nuevo sistema de códigos no considera productos alimenticios, por lo cual aquellos productos que anteriormente estaban dentro de dicho capítulo, se incluyen a partir de ahora en el producto carne de la especie que corresponda (por ejemplo, hamburguesas y carne con especias forman parte de la carne bovina). Es necesario tener en cuenta que estos cambios pueden afectar las cifras históricas, por lo cual, la información que se publique a partir de ahora, incluyendo comparaciones entre períodos, utilizarán siempre este nuevo sistema de agrupamiento.
3. Las exportaciones a destinos dependientes de terceros países, se presentan clasificadas en los mercados y bajo el nombre del país del cual dependen, debido a que comparten condiciones comerciales

Notice:

1. *Export data have been processed as of 16th July, 2009.*
2. *A new Code System for Meat, Offal, Meat Products and Byproducts has come into force since the new Exports Register and Management System (SRGE, Spanish acronym) was put into operation in May 2009.*
By means of this new code system, names of products have been updated with a view to improve precision. New codes have been added and some categories have been regrouped and reordered according to modern criteria for the register of information about export products. This change has also allowed the way in which information is organized for its analysis to be updated, considering suggestions and recommendations by technical workers and users.
The new code system does not include food products, whereby those products that were formerly included in said chapter, have now been included in the meat product of the corresponding species (for example, hamburgers and spiced meat are included in beef). It must be noted that these changes may affect historic figures, whereby information published from now on, including comparisons between periods, will always be based on this new grouping system.
3. *Exports to destinations depending from third countries are showed clasified by markets, and under the name of the country from which they depend, since they share commercial conditions.*



EXPORTACIÓN *EXPORTS*



TOTAL DEL SECTOR CÁRNICO* - DISTRIBUCIÓN MENSUAL

TOTAL MEAT EXPORTS* - MONTHLY
2006 - 2008Importe FOB
FOB Value

MES / MONTH	2008	2007	2006
	MILES DE USD THOUSAND DOLLARS	MILES DE USD THOUSAND DOLLARS	MILES DE USD THOUSAND DOLLARS
ENERO/JANUARY	113.387	89.984	90.258
FEBRERO/FEBRUARY	120.862	76.478	73.305
MARZO/MARCH	123.942	85.470	90.460
PRIMER TRIMESTRE/FIRST QUARTER	358.191	251.932	254.024
ABRIL/APRIL	132.653	77.020	96.622
MAYO/MAY	172.944	88.655	112.449
JUNIO/JUNE	150.868	97.975	113.652
SEGUNDO TRIMESTRE/SECOND QUARTER	456.465	263.651	322.723
PRIMER SEMESTRE/FIRST SEMESTER	814.655	515.582	576.746
JULIO/JULY	153.238	99.037	89.521
AGOSTO/AUGUST	115.087	78.432	82.402
SEPTIEMBRE/SEPTEMBER	97.235	84.004	90.127
TERCER TRIMESTRE/THIRD QUARTER	365.560	261.473	262.049
OCTUBRE/OCTOBER	101.434	52.387	90.821
NOVIEMBRE/NOVEMBER	105.506	77.558	88.254
DICIEMBRE/DECEMBER	92.240	102.448	101.370
CUARTO TRIMESTRE/FOURTH QUARTER	299.180	232.393	280.445
SEGUNDO SEMESTRE/SECOND SEMESTER	664.740	493.866	542.494
TOTAL	1.479.395	1.009.448	1.119.241

* Carnes, menudencias, subproductos y productos cárnicos. / Meats, Offals, By-Products and Meat Products.

Nota: Los totales pueden no coincidir con la suma de parciales por razones de redondeo de cifras. / Note: Grand totals might not coincide with exact data addition due to round-up of numbers.



TOTAL DEL SECTOR CÁRNICO - POR PRODUCTO

TOTAL MEAT EXPORTS - BY PRODUCT
2006 - 2008

Volumen (peso embarque) e importe FOB
Quantity (shipped weight) and FOB Value

PRODUCTO / PRODUCT	2008			2007			2006		
	PESO EMBARQUE	MILES DE USD	%	PESO EMBARQUE	MILES DE USD	%	PESO EMBARQUE	MILES DE USD	%
	SHIPPED WEIGHT (TONS)	THOUS. USD		SHIPPED WEIGHT (TONS)	THOUS. USD		SHIPPED WEIGHT (TONS)	THOUS. USD	
CARNE BOVINA BEEF	253.899	1.222.852	82,66	263.582	838.171	83,03	321.342	968.360	86,52
CARNE OVINA OVINE MEAT	18.531	70.724	4,78	15.716	48.845	4,84	17.229	48.407	4,33
CARNE EQUINA HORSE MEAT	6.179	20.853	1,41	5.715	14.534	1,44	5.290	13.022	1,16
CARNE PORCINA PORK	55	128	0,01	403	639	0,06	605	1.100	0,10
CARNE DE AVE POULTRY MEAT	5.073	7.858	0,53	1.466	1.520	0,15	711	768	0,07
CARNE DE CONEJO RABBIT MEAT							16	69	0,01
CARNE ANIMALES DE CAZA MENOR SMALL GAME MEAT	245	1.973	0,13	274	1.624	0,16	287	1.609	0,14
MENUDENCIAS OFFALS	20.156	50.986	3,45	20.376	33.048	3,27	22.453	28.698	2,56
PRODUCTO CÁRNICO GENÉRICO GENERIC MEAT PRODUCT	1	3	(.)	6	25	(.)	53	126	0,01
SUBPROD. RESIDUAL COMESTIBLE REMAINING EDIBLE BY-PRODUCT	3.695	3.275	0,22	3.322	2.158	0,21	2.282	1.234	0,11
SUBPROD. PRIMARIO P/USO IND. PRIMARY BY-PROD. INDUSTRIAL USE	69.796	53.752	3,63	72.271	34.628	3,43	86.709	30.388	2,72
SUBPRODUCTO INDUSTRIALIZADO INDUSTRIALIZED BY-PRODUCTS	59.878	45.137	3,05	62.559	33.368	3,31	64.536	24.388	2,18
PROD. CÁRNICO P/ ALIM. ANIMAL MEAT PRODUCTS FOR ANIMAL FODDAGE	734	1.854	0,13	423	889	0,09	565	1.071	0,10
TOTAL	438.242	1.479.395	100,00	446.112	1.009.448	100,00	522.078	1.119.241	100,00

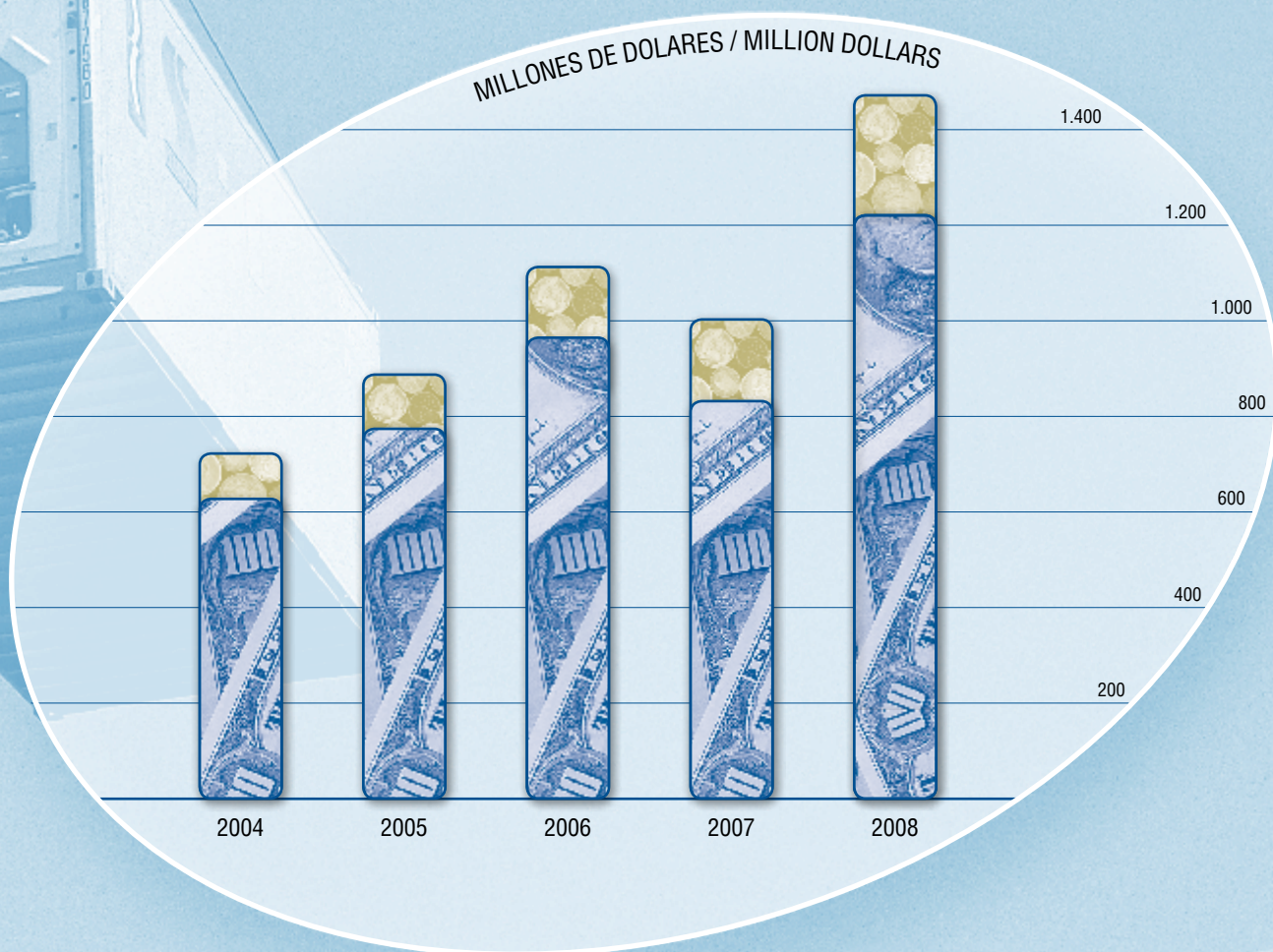
(.) Indica que la magnitud no alcanza a la mitad del último dígito utilizado. / Indicates the quantity does not reach half the last digit in use.

Nota: Los totales pueden no coincidir con la suma de parciales por razones de redondeo de cifras. / Note: Grand totals might not coincide with exact data addition due to round-up of numbers.



EXPORTACIONES TOTALES DEL SECTOR CÁRNICO

TOTAL MEAT EXPORTS



AÑO	2004	2005	2006	2007	2008
CARNE BOVINA / BEEF	627	776	968	838	1.223
OTROS CONCEPTOS / OTHERS	99	117	151	171	256
TOTAL	726	893	1.119	1.009	1.479



CARNE BOVINA - DISTRIBUCIÓN MENSUAL

BEEF - MONTHLY

2006 - 2008

Volumen (peso embarque, peso canal*) e importe FOB
Quantity (shipped weight, carcass weight*) and FOB Value

PRODUCTO PRODUCT	2008				2007				2006			
	TONS		MILES DE USD	USD/TON	TONS		MILES DE USD	USD/TON	TONS		MILES DE USD	USD/TON
	PESO EMBARQUE SHIPPED WEIGHT	PESO CANAL CARCASS WEIGHT	THOUS. USD	P. CANAL CARC. W **	PESO EMBARQUE SHIPPED WEIGHT	PESO CANAL CARCASS WEIGHT	THOUS. USD	P. CANAL CARC. W **	PESO EMBARQUE SHIPPED WEIGHT	PESO CANAL CARCASS WEIGHT	THOUS. USD	P. CANAL CARC. W **
ENERO/JANUARY	26.060	38.432	97.600	2.540	25.608	38.781	77.114	1.988	29.835	44.840	78.429	1.749
FEBRERO/FEBRUARY	23.958	35.758	97.143	2.717	20.830	31.559	62.454	1.979	23.494	35.427	63.329	1.788
MARZO/MARCH	22.285	33.778	101.951	3.018	23.707	35.627	71.155	1.997	27.342	41.101	79.055	1.923
1ER. TRIMESTRE/1ST. QUARTER	72.303	107.968	296.694	2.748	70.145	105.966	210.723	1.989	80.671	121.368	220.813	1.819
ABRIL/APRIL	22.319	33.276	110.873	3.332	21.243	32.449	66.367	2.045	27.622	41.020	85.595	2.087
MAYO/MAY	27.765	40.893	150.132	3.671	24.629	36.703	74.546	2.031	33.405	50.098	101.337	2.023
JUNIO/JUNE	23.094	33.904	124.652	3.677	28.602	42.343	85.868	2.028	33.347	50.046	100.377	2.006
2º TRIMESTRE/2º. QUARTER	73.179	108.073	385.658	3.568	74.474	111.495	226.781	2.034	94.375	141.164	287.309	2.035
1ER. SEMESTRE/1ST. SEMESTER	145.482	216.041	682.351	3.158	144.619	217.462	437.504	2.012	175.046	262.532	508.121	1.935
JULIO/JULY	23.637	34.605	133.428	3.856	25.965	39.072	82.723	2.117	25.096	38.169	78.858	2.066
AGOSTO/AUGUST	15.874	23.375	92.793	3.970	20.668	31.318	63.921	2.041	22.923	34.775	72.525	2.086
SEPTIEMBRE/SEPTEMBER	12.902	18.930	80.150	4.234	20.758	31.234	70.110	2.245	23.803	35.716	77.093	2.159
3ER. TRIMESTRE/3º. QUARTER	52.414	76.909	306.371	3.984	67.391	101.624	216.754	2.133	71.822	108.661	228.477	2.103
OCTUBRE/OCTOBER	15.295	22.888	78.245	3.419	12.119	18.549	42.014	2.265	23.560	35.469	74.772	2.108
NOVIEMBRE/NOVEMBER	19.858	29.702	82.557	2.779	16.616	24.533	60.387	2.461	23.349	35.327	74.437	2.107
DICIEMBRE/DECEMBER	20.851	30.961	73.328	2.368	22.837	33.192	81.513	2.456	27.565	41.779	82.553	1.976
4º TRIMESTRE/4TH. QUARTER	56.004	83.551	234.130	2.802	51.573	76.274	183.914	2.411	74.474	112.576	231.762	2.059
2º SEMESTRE/2º. SEMESTER	108.417	160.460	540.501	3.368	118.963	177.898	400.667	2.252	146.296	221.236	460.239	2.080
TOTAL	253.899	376.501	1.222.852	3.248	263.582	395.360	838.171	2.120	321.342	483.769	968.360	2.002

* Peso Canal - Estimado. / Carcass Weight - Estimated.

** Calculado sobre valores en unidades de kilos y dólares / Calculated over kgs. and dollars.

Nota: Los totales pueden no coincidir con la suma de parciales por razones de redondeo de cifras. / Note: Grand totals might not coincide with exact data addition due to round-up of numbers.



CARNE BOVINA - POR PRODUCTO

BEEF BY PRODUCT
2006 - 2008Volumen (peso embarque, peso canal*) e importe FOB
Quantity (shipped weight, carcass weight*) and FOB Value

PRODUCTO PRODUCT	2008				2007				2006			
	TONS		MILES DE USD	USD/TON	TONS		MILES DE USD	USD/TON	TONS		MILES DE USD	USD/TON
	PESO EMBARQUE	PESO CANAL	THOUS. USD	P. CANAL CARC. W **	PESO EMBARQUE	PESO CANAL	THOUS. USD	P. CANAL CARC. W **	PESO EMBARQUE	PESO CANAL	THOUS. USD	P. CANAL CARC. W **
	SHIPPED WEIGHT	CARCASS WEIGHT			SHIPPED WEIGHT	CARCASS WEIGHT			SHIPPED WEIGHT	CARCASS WEIGHT		
REFRIGERADA/REFRIGERATED	246.899	357.864	1.195.119	3.340	249.087	362.033	796.342	2.200	307.284	447.605	929.913	2.078
CONGELADA/FROZEN	212.053	310.665	876.501	2.821	207.595	305.028	567.740	1.861	250.325	367.772	673.727	1.832
Cuarto o corte del delantero con hueso <i>Bonein forequarter or forequarter cut</i>	1.443	1.479	3.033	2.051	1.215	1.246	2.157	1.731	946	970	1.458	1.504
Cuarto o corte del trasero con hueso <i>Bonein hindquarter or hindquarter cut</i>	50	51	144	2.800	18	19	40	2.132	2	2	15	6.244
Canal, media canal, cuarto compensado, cuarto combinado con hueso <i>Bonein carcass, side, compensated quarters, combined quarters</i>					2	2	18	10.263				
Otras carnes con hueso <i>Other bonein meats</i>	51	53	144	2.731	94	97	180	1.861	89	91	124	1.357
Cuarto o corte del delantero sin hueso <i>Boneless forequarter or forequarter cut</i>	84.557	128.068	320.102	2.499	82.221	124.732	209.471	1.679	96.095	145.631	244.648	1.680
Cuarto o corte del trasero sin hueso <i>Boneless hindquarter or hindquarter cut</i>	63.242	89.286	369.158	4.135	64.069	90.440	233.045	2.577	79.479	112.181	275.760	2.458
Canal, media canal, cuarto compensado, cuarto combinado sin hueso <i>Boneless carcass, side, compensated quarters, combined quarters</i>	14.374	21.613	52.919	2.448	19.325	29.555	51.391	1.739	24.933	38.170	63.357	1.660
Otras carnes sin hueso <i>Other boneless meats</i>	5.762	8.384	21.716	2.590	4.521	6.552	12.200	1.862	6.775	9.819	16.492	1.680
Carnes chicas <i>Generic trimmings</i>	42.573	61.730	109.286	1.770	36.129	52.387	59.238	1.131	42.006	60.909	71.873	1.180
ENFRIADA/CHILLED	34.846	47.199	318.618	6.750	41.492	57.005	228.602	4.010	56.959	79.833	256.186	3.209
Cuarto o corte del delantero con hueso <i>Bonein forequarter or forequarter cut</i>	3.797	3.850	8.056	2.092	3.974	4.029	6.929	1.720	4.081	4.138	5.409	1.307
Cuarto o corte del trasero con hueso <i>Bonein hindquarter or hindquarter cut</i>	332	336	834	2.478	13	13	103	7.869	26	26	169	6.514
Canal, media canal, cuarto compensado, cuarto combinado con hueso <i>Bonein carcass, side, compensated quarters, combined quarters</i>	1.284	1.302	2.812	2.159	785	796	1.505	1.891				
Otras carnes con hueso <i>Other bonein meats</i>	1.179	1.196	2.230	1.865	1.639	1.662	2.228	1.340	2.320	2.352	2.745	1.167
Cuarto o corte del delantero sin hueso <i>Boneless forequarter or forequarter cut</i>	3.305	4.944	30.280	6.125	2.854	4.272	17.007	3.981	3.531	5.303	16.420	3.096
Cuarto o corte del trasero sin hueso <i>Boneless hindquarter or hindquarter cut</i>	19.498	27.659	235.452	8.513	18.938	26.870	140.321	5.222	19.640	27.884	125.167	4.489
Canal, media canal, cuarto compensado, cuarto combinado sin hueso <i>Boneless carcass, side, compensated quarters, combined quarters</i>	5.446	7.906	38.935	4.925	13.262	19.323	60.399	3.126	27.354	40.118	106.255	2.649
Otras carnes sin hueso <i>Other boneless meats</i>	4	6	19	2.976	25	37	106	2.905	7	10	21	1.996
Carnes chicas <i>Generic trimmings</i>	(.)	(.)	1	2.432	2	3	3	1.103				



CARNE BOVINA - POR PRODUCTO

BEEF - BY PRODUCT
2006 - 2008Volumen (peso embarque, peso canal*) e importe FOB
Quantity (shipped weight, carcass weight*) and FOB Value

PRODUCTO PRODUCT	2008				2007				2006			
	TONS		MILES DE USD	USD/TON	TONS		MILES DE USD	USD/TON	TONS		MILES DE USD	USD/TON
	PESO EMBARQUE	PESO CANAL	THOUS. USD	P. CANAL CARC. W **	PESO EMBARQUE	PESO CANAL	THOUS. USD	P. CANAL CARC. W **	PESO EMBARQUE	PESO CANAL	THOUS. USD	P. CANAL CARC. W **
	SHIPPED WEIGHT	CARCASS WEIGHT			SHIPPED WEIGHT	CARCASS WEIGHT			SHIPPED WEIGHT	CARCASS WEIGHT		
PRODUCTO CARNICO BOVINO/ BEEF PRODUCT	7.001	18.637	27.733	1.488	14.495	33.327	41.830	1.255	14.058	36.164	38.447	1.063
CONGELADO/FROZEN	1.550	2.257	4.304	1.907	6.259	9.375	14.727	1.571	3.286	4.905	7.439	1.517
Genérico Generic	1.390	2.016	3.846	1.908	1.257	1.823	3.227	1.770	953	1.382	2.287	1.654
Cuarto o corte del delantero sin hueso Boneless forequarter or forequarter cut	156	235	424	1.799	4.981	7.521	11.447	1.522	2.333	3.522	5.152	1.463
Cuarto o corte del trasero sin hueso Boneless hindquarter or hindquarter cut	4	5	34	6.303								
Carnes chicas Generic trimmings					21	30	53	1.759				
CONSERVA/PRESERVE	4.027	11.629	10.992	945	5.767	16.596	12.208	736	9.046	26.269	21.362	813
Genérico Generic	4.027	11.629	10.992	945	5.767	16.596	12.208	736	9.046	26.269	21.362	813
HUMEDAD CONTROLADA/ CONTROLLED MOISTURE	658	2.837	8.006	2.822	719	2.981	6.864	2.303	459	1.822	4.261	2.338
Genérico Generic	658	2.837	8.006	2.822	719	2.981	6.864	2.303	459	1.822	4.261	2.338
COCIDO CONGELADO/ COOKED-FROZEN	766	1.914	4.432	2.316	1.750	4.376	8.030	1.835	1.267	3.168	5.385	1.700
Genérico Generic	766	1.914	4.432	2.316	1.750	4.376	8.030	1.835	1.267	3.168	5.385	1.700
TOTAL GENERAL	253.899	376.501	1.222.852	3.248	263.582	395.360	838.171	2.120	321.342	483.769	968.360	2.002

* Peso Canal - Estimado. / Carcass Weight - Estimated.

** Calculado sobre valores en unidades de kilos y dólares / Calculated over kgs. and dollars.

(.) Indica que la magnitud no alcanza a la mitad del último dígito utilizado. / Indicates the quantity does not reach half the last digit in use.

Nota: Los totales pueden no coincidir con la suma de parciales por razones de redondeo de cifras. / Note: Grand totals might not coincide with exact data addition due to round-up of numbers.





CARNE OVINA - POR PRODUCTO

OVINE MEAT - BY PRODUCT
2006 - 2008

Volumen (peso embarque, peso canal*) e importe FOB
Quantity (shipped weight, carcass weight*) and FOB Value

PRODUCTO PRODUCT	2008				2007				2006			
	TONS		MILES DE USD	USD/TON	TONS		MILES DE USD	USD/TON	TONS		MILES DE USD	USD/TON
	PESO EMBARQUE	PESO CANAL	THOUS. USD	P. CANAL CARC. W **	PESO EMBARQUE	PESO CANAL	THOUS. USD	P. CANAL CARC. W **	PESO EMBARQUE	PESO CANAL	THOUS. USD	P. CANAL CARC. W **
	SHIPPED WEIGHT	CARCASS WEIGHT			SHIPPED WEIGHT	CARCASS WEIGHT			SHIPPED WEIGHT	CARCASS WEIGHT		
REFRIGERADA/REFRIGERATED	18.530	24.730	70.715	2.859	15.716	21.773	48.845	2.243	17.176	22.956	48.329	2.105
CONGELADA/FROZEN	18.015	24.150	69.251	2.868	15.440	21.352	47.747	2.236	17.049	22.688	47.522	2.095
Cuarto o corte del delantero con hueso <i>Bonein forequarter or forequarter cut</i>	7.035	7.330	16.107	2.197	5.687	5.925	9.861	1.664	5.901	6.149	8.844	1.438
Cuarto o corte del trasero con hueso <i>Bonein hindquarter or hindquarter cut</i>	1.268	1.322	7.347	5.559	1.488	1.550	6.386	4.120	1.007	1.049	4.944	4.713
Canal, media canal, cuarto compensado, cuarto combinado con hueso <i>Bonein carcass, side, compensated quarters, combined quarters</i>	4.741	4.940	13.034	2.639	3.402	3.545	7.696	2.171	5.591	5.826	11.169	1.917
Cuarto o corte del delantero sin hueso <i>Boneless forequarter or forequarter cut</i>	190	403	674	1.674	257	546	913	1.674	194	411	502	1.220
Cuarto o corte del trasero sin hueso <i>Boneless hindquarter or hindquarter cut</i>	3.991	8.477	29.750	3.510	3.722	7.905	20.653	2.613	3.611	7.670	19.926	2.598
Canal, media canal, cuarto compensado, cuarto combinado sin hueso <i>Boneless carcass, side, compensated quarters, combined quarters</i>	261	555	1.528	2.752	246	522	1.488	2.852	263	559	1.597	2.855
Carnes chicas <i>Generic trimmings</i>	529	1.124	811	722	640	1.360	751	552	482	1.024	540	528
ENFRIADA/CHILLED	515	580	1.464	2.523	276	421	1.098	2.612	127	267	807	3.019
Cuarto o corte del delantero con hueso <i>Bonein forequarter or forequarter cut</i>					142	146	298	2.039	(.)	(.)	1	2.682
Cuarto o corte del trasero con hueso <i>Bonein hindquarter or hindquarter cut</i>					9	10	37	3.793	1	1	8	6.666
Canal, media canal, cuarto compensado, cuarto combinado con hueso <i>Bonein carcass, side, compensated quarters, combined quarters</i>	470	484	1.143	2.359								
Cuarto o corte del trasero sin hueso <i>Boneless hindquarter or hindquarter cut</i>	45	95	316	3.345	125	265	764	2.884	125	266	798	3.002
Canal, media canal, cuarto compensado, cuarto combinado sin hueso <i>Boneless carcass, side, compensated quarters, combined quarters</i>	1	1	5	3.819								
PRODUCTO CARNICO OVINO/ OVINE MEAT PRODUCT	1		9						54	187	79	420
CONSERVA/PRESERVE									54	187	79	420
Generico <i>Generic</i>									54	187	79	420
COCIDO-CONGELADO/COOKED-FROZEN	1		9									
Generico <i>Generic</i>	1		9									
TOTAL GENERAL	18.531	24.730	70.724	2.860	15.716	21.773	48.845	2.243	17.229	23.143	48.407	2.092

* Peso Canal - Estimado. / Carcass Weight - Estimated.

** Calculado sobre valores en unidades de kilos y dólares / Calculated over kgs. and dollars.

Nota: Los totales pueden no coincidir con la suma de parciales por razones de redondeo de cifras. / Note: Grand totals might not coincide with exact data addition due to round-up of numbers.



POR EXPORTADOR - TOTAL DEL SECTOR CÁRNICO *

BY EXPORTER - TOTAL MEAT EXPORTS *

2006 - 2008

Importe FOB

FOB Value

EXPORTADOR / EXPORTER	2008		2007		2006	
	MILES DE USD THOUS. DOLLARS	%	MILES DE USD THOUS. DOLLARS	%	MILES DE USD THOUS. DOLLARS	%
ESTABLECIMIENTOS DE FAENA / ABATTOIRS	1.331.618	90,01	918.144	90,96	1.033.284	92,32
ESTABLECIMIENTOS COLONIA S.A.	126.918	8,58	87.071	8,63	103.208	9,22
FRIGORIFICO SAN JACINTO-NIREA S.A.	125.453	8,48	83.732	8,29	96.394	8,61
PULSA S.A.	116.392	7,87	81.530	8,08	89.510	8,00
FRIGORIFICO TACUAREMBO S.A.	116.302	7,86	91.450	9,06	94.314	8,43
CLEDINOR S.A.	108.744	7,35	67.735	6,71	61.549	5,50
FRIGORIFICO MATADERO CARRASCO S.A.	107.010	7,23	75.530	7,48	91.054	8,14
FRIGORIFICO CANELONES S.A.	94.763	6,41	71.387	7,07	88.661	7,92
FRIGORIFICO LAS PIEDRAS S.A.	90.617	6,13	80.355	7,96	101.637	9,08
ONTILCOR S.A. (FRIG. MATADERO PANDO)	79.044	5,34	56.918	5,64	68.854	6,15
INALER S.A.	70.872	4,79	44.733	4,43	46.491	4,15
LORSINAL S.A.	65.015	4,39	39.000	3,86	42.272	3,78
CHIADEL S.A.	54.908	3,71	35.617	3,53	44.392	3,97
SUC. CARLOS SCHNECK S.A.	33.904	2,29	19.867	1,97	21.928	1,96
ERSINAL S.A.	28.471	1,92	8.977	0,89	10.665	0,95
SIRSIL S.A.	27.347	1,85	19.386	1,92	19.270	1,72
FRIGOCERRO S.A.	20.284	1,37	16.526	1,64	14.302	1,28
CLADEMAR S.A.	16.361	1,11	3.913	0,39	1.669	0,15
FRIGORIFICO CASABLANCA S.A.	15.511	1,05	9.654	0,96	10.921	0,98
SAREL S.A.	9.109	0,62	6.431	0,64	5.690	0,51
CLAY S.A.	7.045	0,48	4.509	0,45	3.668	0,33
RONDATTEL S.A.	5.183	0,35	6.676	0,66	8.185	0,73
AGROINDUSTRIAL DEL ESTE S.A.	4.836	0,33	3.764	0,37	3.843	0,34
OFERAN S.A.	4.524	0,31	1.325	0,13	1.929	0,17
ELBIO PEREZ RODRIGUEZ S.A.	1.925	0,13	2.058	0,20	2.877	0,26
SIMPLIFY S.A.	597	0,04	-	-	-	-
CALTES S.A.	484	0,03	-	-	-	-
OTROS EXPORTADORES / OTHER EXPORTERS	147.777	9,99	91.304	9,04	85.957	7,68
CARNE HEREFORD DEL URUGUAY SA	31.399	2,12	14.698	1,46	16.325	1,46
OCTOGONAL S.A.	15.388	1,04	11.365	1,13	8.782	0,78
HENIL S.A.	13.632	0,92	11.776	1,17	6.863	0,61
CARDAMA S.A.	13.120	0,89	5.706	0,57	3.181	0,28
COMPAÑIA INTERNACIONAL DE ALIMENTOS S.A.	11.676	0,79	11.111	1,10	11.836	1,06
SAPOL S.A.	7.811	0,53	2.042	0,20	3.038	0,27
NIDERA URUGUAYA S.A.	6.562	0,44	4.753	0,47	4.779	0,43
SOMICAR S.A.	6.503	0,44	4.385	0,43	3.597	0,32
GRINSOL S.A.	5.362	0,36	3.285	0,33	1.850	0,17
GRANJA TRES ARROYOS URUGUAY S.A.-	4.765	0,32	-	-	-	-
BREEDERS & PACKERS URUGUAY S.A.	3.640	0,25	-	-	-	-
TECNOBLEN S.A.	2.790	0,19	3.925	0,39	2.243	0,20
COOP.AG. LTDA. DE PROD. Y COM. AVICOLA	2.595	0,18	1.369	0,14	-	-
SYNTEX URUGUAYA S.A.	2.271	0,15	2.007	0,20	1.204	0,11



POR EXPORTADOR - TOTAL DEL SECTOR CÁRNICO *

BY EXPORTER - TOTAL MEAT EXPORTS *

2006 - 2008

Importe FOB

FOB Value

EXPORTADOR / EXPORTER	2008		2007		2006	
	MILES DE USD THOUS. DOLLARS	%	MILES DE USD THOUS. DOLLARS	%	MILES DE USD THOUS. DOLLARS	%
ALIMENTOS ORGANICOS URUGUAYOS S.A.	2.165	0,15	1.218	0,12	1.082	0,10
BERDICK S.A.	2.138	0,14	-		-	
LEVADURA URUGUAYA S.A.	2.108	0,14	-		-	
NOBLEMARK S.A.	2.097	0,14	3.529	0,35	7.067	0,63
EREL S.A.	2.020	0,14	1.697	0,17	1.212	0,11
UREXPORT S.A.	1.897	0,13	1.892	0,19	2.513	0,22
DESPRO S.A.	1.574	0,11	1.130	0,11	1.186	0,11
AGRAY S.A.	1.384	0,09	1.250	0,12	707	0,06
CUAREIM DEL NORTE SRL	1.143	0,08	-		-	
KARELOY S.A.	855	0,06	423	0,04	146	0,01
YARUS S.A.	482	0,03	-		-	
PROBIOMONT S.A.	390	0,03	135	0,01	215	0,02
RILDEN S.A.	292	0,02	-		-	
IBEFIR S.A.	255	0,02	-		-	
JORMAR LTDA	246	0,02	275	0,03	192	0,02
LINASUL S.A.	206	0,01	-		-	
MAVI LTDA.	203	0,01	-		173	0,02
RICANATURI S.A.	189	0,01	274	0,03	-	
CATTIVELLI HNOS. S.A.	168	0,01	279	0,03	564	0,05
CVF LTDA	122	0,01	-		-	
ALVAREZ DA MOTTA, JORGE MARCELO	121	0,01	-		-	
BARRACA RODO SRL	104	0,01	-		-	
HERIX S.A.	77	0,01	125	0,01	-	
ALIMENTOS NATURALES URUGUAYOS S.A.	25	0,00	-		87	0,01
ÑANDUGUAY SRL	3	0,00	3	0,00	-	
RODYBLER S.A.	-		-		350	0,03
SAPULCA S.A.	-		1.337	0,13	410	0,04
DIRENIL S.A.	-		267	0,03	4.417	0,39
COMPAÑIA BAO S.A.	-		-		6	0,00
QUINTERO S.A.	-		-		56	0,01
FRONTERA NATURAL S.A.	-		-		8	0,00
HABITUE S.A.	-		-		79	0,01
FRINAVUR S.A.	-		-		14	0,00
RADAVAG S.A.	-		354	0,04	313	0,03
CENTRAL LANERA URUG. COOP. AGRAG DE RESPONS. LI	-		66	0,01	-	
PREXPOL S.A.	-		55	0,01	-	
GULICK S.A.	-		76	0,01	265	0,02
DIMERCAR S.A.	-		155	0,02	-	
PRODUCTORES INDEPENDIENTES AVICOLAS S.A.	-		91	0,01	658	0,06
LUXON S.A.	-		251	0,02	538	0,05
TOTAL GENERAL	1.479.395	100,00	1.009.448	100,00	1.119.241	100,00

* Carnes, menudencias, subproductos y productos cárnicos. / Meats, Offals, By-Products and Meat Products.

(.) Indica que la magnitud no alcanza a la mitad del último dígito utilizado. / Indicates the quantity does not reach half the last digit in use.

Nota: Los totales pueden no coincidir con la suma de parciales por razones de redondeo de cifras. / Note: Grand totals might not coincide with exact data addition due to round-up of numbers.



POR DESTINO - CARNE BOVINA

BY DESTINATION - BEEF

2006 - 2008

Volumen (peso embarque), Tons.

Quantity (shipped weight), Tons.

DESTINO DESTINATION	CONGELADA FROZEN			ENFRIADA CHILLED			PROD. CÁRNICO BOVINO BEEF PRODUCT			TOTAL		
	2008	2007	2006	2008	2007	2006	2008	2007	2006	2008	2007	2006
• EUROPA	127.633	38.262	85.573	17.587	14.834	14.141	3.532	3.464	4.507	148.751	56.560	104.221
•• UNIÓN EUROPEA	36.518	13.154	13.017	14.886	12.964	12.787	3.521	3.464	4.507	54.925	29.582	30.310
REINO UNIDO/ UNITED KINGDOM	12.178	4.488	2.047	3.573	5.600	5.175	2.984	3.176	4.487	18.735	13.264	11.709
PAÍSES BAJOS/ NETHERLANDS	5.754	2.347	3.235	4.250	1.829	1.261	37	259	20	10.041	4.436	4.516
ITALIA/ITALY	6.734	1.637	955	729	673	752	269	23		7.732	2.333	1.707
ESPAÑA/SPAIN	4.260	1.608	1.617	2.113	1.196	1.409	5			6.377	2.803	3.026
ALEMANIA/GERMANY	2.320	1.952	3.020	1.870	2.570	2.781	2			4.192	4.523	5.801
SUECIA/SWEDEN	732	186	399	773	248	362				1.506	435	761
PORTUGAL/PORTUGAL	519	317	609	837	408	486				1.356	725	1.095
IRLANDA/IRELAND	2.493	39	202			21				2.493	39	223
FRANCIA/FRANCE	531	491	693	273	115	226	54	5	(.)	857	611	919
FINLANDIA/FINLAND	157			113						270		
DINAMARCA/DENMARK	143	58	128	168	151	210				310	210	338
BÉLGICA/BELGIUM	52	30	112	87	63	25	170			309	93	137
REPÚBLICA CHECA/ CZECH REPUBLIC				101	99	66				101	99	66
BULGARIA/BULGARIA	374									374		
ESTONIA/ESTONIA	201									201		
RUMANIA/ROMANIA	19									19		
GRECIA/GREECE	50									50		
MALTA/MALTA					11						11	
HUNGRÍA/HUNGARY						11						11
•• RESTO DE EUROPA	91.115	25.108	72.556	2.701	1.870	1.354	11			93.827	26.978	73.910
FEDERACION RUSA/ RUSSIAN FEDERATION	84.945	22.972	70.212	88	25	27				85.033	22.997	70.239
ISLAS CANARIAS/ CANARY ISLANDS	3.598	1.267	1.389	1.758	1.643	1.167				5.356	2.910	2.556
SUIZA/SWITZERLAND	288		14	736	53	55	11			1.035	53	69
NORUEGA/NORWAY	453	414	383	52	79	58				505	493	441
CROACIA/CROATIA	1.639	254								1.639	254	
ISLA MADEIRA/ MADEIRA ISLAND	90	165	172	66	70	47				156	234	219
MACEDONIA/MACEDONIA, THE FORMER YUGOSLAV REPUBLIC OF	76	26								76	26	
TURQUÍA/TURKEY	26									26		
BOSNIA Y HERZEGOVINA/ BOSNIA AND HERZEGOVINA		11									11	
RUMANIA/ROMANIA			25									25
BULGARIA/BULGARIA			361									361



POR DESTINO - CARNE BOVINA

BY DESTINATION - BEEF

2006 - 2008

Volumen (peso embarque), Tons.

Quantity (shipped weight), Tons.

DESTINO DESTINATION	CONGELADA FROZEN			ENFRIADA CHILLED			PROD. CÁRNICO BOVINO BEEF PRODUCT			TOTAL		
	2008	2007	2006	2008	2007	2006	2008	2007	2006	2008	2007	2006
• AMÉRICA	46.851	142.372	122.262	17.156	26.632	42.790	3.413	10.966	9.431	67.420	179.970	174.484
•• NAFTA	31.147	129.142	107.392	1.958	9.786	9.335	1.608	8.841	7.952	34.713	147.769	124.679
ESTADOS UNIDOS/ UNITED STATES	22.922	105.338	99.922	1.629	7.501	7.338	1.559	8.791	7.747	26.110	121.631	115.007
CANADÁ/CANADA	7.329	19.432	6.757	238	1.320	1.880	49	50	205	7.616	20.803	8.842
MÉXICO/MEXICO	896	4.371	714	91	964	117				987	5.336	830
•• MERCOSUR	6.641	4.708	5.619	15.137	16.781	33.219	1.484	1.731	904	23.263	23.220	39.742
CHILE/CHILE	4.537	2.647	4.303	5.554	6.887	23.718	830	1.024	698	10.921	10.559	28.719
BRASIL/BRAZIL	1.992	1.958	1.194	7.527	7.494	6.556	287	510	48	9.805	9.961	7.798
ARGENTINA/ARGENTINA	112	103	122	2.056	2.399	2.944	368	197	158	2.536	2.700	3.224
•• RESTO DE AMÉRICA	8.856	8.453	9.199	31	25	105	322	395	576	9.209	8.872	9.879
VENEZUELA/VENEZUELA	5.044	1.533	176			1				5.044	1.533	177
CUBA/CUBA	1.219	3.139	4.479		(.)		142		47	1.361	3.139	4.526
TRINIDAD Y TOBAGO/ TRINIDAD AND TOBAGO	1.940	2.542	3.096			25		18		1.940	2.560	3.122
BARBADOS/BARBADOS	512	914	1.144				16	108	35	529	1.022	1.179
BAHAMAS/BAHAMAS	73	289	276				73	90	179	146	379	455
PERÚ/PERU	38	15	14	12	13	64			9	50	28	86
ECUADOR/ECUADOR	10	19	14	19	12	14				29	31	28
SURINAM/SURINAME							36	54	90	36	54	90
JAMAICA/JAMAICA							36	126	162	36	126	162
COSTA RICA/COSTA RICA	20									20		
BELICE/BELIZE							18		54	18		54
REPÚBLICA DOMINICANA/ DOMINICAN REPUBLIC												0
•• UNIÓN EUROPEA	156	65		29	40	87				185	105	87
FRANCIA/FRANCE	90	12		29	40	25				119	52	25
PAÍSES BAJOS/ NETHERLANDS	38	53				63				38	53	63
REINO UNIDO/ UNITED KINGDOM	28									28		
•• OTROS DESTINOS	49		49			44				49		93
ZONA FRANCA MONTEVIDEO/ DUTY FREE ZONE MONTEVIDEO	49		49			44				49		93
•• RESTO DE EUROPA	3	4	4							3	4	4
ISLAS MALVINAS/ FALKLAND ISLANDS	3	4	4							3	4	4



POR DESTINO - CARNE BOVINA

BY DESTINATION - BEEF

2006 - 2008

Volumen (peso embarque), Tons.

Quantity (shipped weight), Tons.

DESTINO DESTINATION	CONGELADA FROZEN			ENFRIADA CHILLED			PROD. CÁRNICO BOVINO BEEF PRODUCT			TOTAL		
	2008	2007	2006	2008	2007	2006	2008	2007	2006	2008	2007	2006
• ASIA	25.842	17.794	19.863	2	26	26	8	11	89	25.852	17.831	19.978
•• ASIA	25.842	17.794	19.863	2	26	26	8	11	89	25.852	17.831	19.978
ISRAEL/ISRAEL	12.902	10.906	15.006							12.902	10.906	15.006
HONG KONG/HONG KONG	5.084	1.001	98		24	13				5.084	1.025	110
MALASIA/MALAYSIA	5.201	3.457	4.529			13	6		22	5.207	3.457	4.564
REPÚBLICA POPULAR CHINA/CHINA	1.487	1.384	46		1		2			1.489	1.385	46
SINGAPUR/SINGAPORE	383	156	12		1					383	157	12
ARABIA SAUDITA/ SAUDI ARABIA	491	440	55						2	491	440	56
ZONA NEUTRAL PALESTINA/PALESTINIAN NEUTRAL ZONE	163	127	80							163	127	80
JORDANIA/JORDAN	131	209	27							131	209	27
EMIRATOS ÁRABES UNIDOS/UNITED ARAB EMIRATES				2						2		
LÍBANO/LEBANON							1			1		
COREA DEL SUR/ KOREA, REPUBLIC OF								11	65		11	65
VIETNAM/VIETNAM		41									41	
TAILANDIA/THAILAND			10									10
KAZAJISTÁN/KAZAKHSTAN		72									72	
• ÁFRICA	10.021	7.983	21.290	102					31	10.123	7.983	21.321
•• ÁFRICA	9.341	7.959	21.290	1					31	9.342	7.959	21.321
ARGELIA/ALGERIA	4.540	1.795	8.878							4.540	1.795	8.878
SUDÁFRICA/SOUTH AFRICA	3.369	5.616	10.296						14	3.369	5.616	10.310
ANGOLA/ANGOLA	661	488	2.094						17	661	488	2.111
TÚNEZ/TUNISIA	330									330		
COMORAS/COMOROS	184									184		
LIBIA/LIBYAN ARAB JAMAHIRIYA	128									128		
MARRUECOS/MOROCCO	100									100		
MADAGASCAR/ MADAGASCAR	18									18		
GUINEA ECUATORIAL/ EQUATORIAL GUINEA	10	33								10	33	
SENEGAL/SENEGAL	(.)			1						1		
SEYCHELLES/SEYCHELLES		2	22								2	22
GAMBIA/GAMBIA		25									25	
GABÓN/GABON			(.)									0



POR DESTINO - CARNE BOVINA

BY DESTINATION - BEEF

2006 - 2008

Volumen (peso embarque), Tons.

Quantity (shipped weight), Tons.

DESTINO DESTINATION	CONGELADA FROZEN			ENFRIADA CHILLED			PROD. CÁRNICO BOVINO BEEF PRODUCT			TOTAL		
	2008	2007	2006	2008	2007	2006	2008	2007	2006	2008	2007	2006
•• UNIÓN EUROPEA	680	25		101						782	25	
FRANCIA/FRANCE	680	25		101						782	25	
• OCEANÍA	967	954	894				2	47	36	1.014	990	896
•• UNIÓN EUROPEA	941	954	894				2	47	36	988	990	896
FRANCIA/FRANCE	941	954	894				2	47	36	988	990	896
•• OCEANÍA	26									26		
AUSTRALIA/AUSTRALIA	26									26		
• OTRO	737	230	442						18	737	248	442
•• OTROS DESTINOS	737	230	442						18	737	248	442
PROVEEDRUÍA MARÍTIMA/ SHIP CHANDLER	737	230	442						18	737	248	442
TOTAL	212.053	207.595	250.325	34.846	41.492	56.959	7.001	14.495	14.058	253.899	263.582	321.342

(.) Indica que la magnitud no alcanza a la mitad del último dígito utilizado. / Indicates the quantity does not reach half the last digit in use.

Nota: Los totales pueden no coincidir con la suma de parciales por razones de redondeo de cifras.

Note: Grand totals might not coincide with exact data addition due to round-up of numbers.



POR DESTINO - CARNE BOVINA

BY DESTINATION - BEEF

2006 - 2008

Volumen (peso canal**), Tons.
Quantity (carcase weight**), Tons.

DESTINO DESTINATION	CONGELADA FROZEN			ENFRIADA CHILLED			PROD. CÁRNICO BOVINO BEEF PRODUCT			TOTAL		
	2008	2007	2006	2008	2007	2006	2008	2007	2006	2008	2007	2006
• EUROPA	187.289	55.328	124.599	25.146	21.232	20.240	10.204	9.854	13.203	222.638	86.415	158.042
•• UNIÓN EUROPEA	52.670	18.828	18.633	21.301	18.568	18.309	10.179	9.854	13.203	84.150	47.250	50.144
REINO UNIDO/ UNITED KINGDOM	17.701	6.429	2.931	5.113	8.001	7.383	8.740	9.016	13.144	31.555	23.445	23.458
PAÍSES BAJOS/ NETHERLANDS	8.241	3.359	4.604	6.080	2.629	1.810	108	760	58	14.429	6.749	6.473
ITALIA/ITALY	9.592	2.335	1.403	1.043	968	1.084	683	65		11.318	3.369	2.488
ESPAÑA/SPAIN	6.182	2.300	2.309	3.019	1.714	2.017	14			9.214	4.014	4.327
ALEMANIA/GERMANY	3.298	2.779	4.293	2.660	3.676	3.986	5			5.964	6.455	8.278
SUECIA/SWEDEN	1.041	265	568	1.117	357	520				2.158	622	1.088
PORTUGAL/PORTUGAL	738	451	865	1.197	584	694				1.934	1.035	1.560
IRLANDA/IRELAND	3.666	57	289			30				3.666	57	319
FRANCIA/FRANCE	784	728	1.029	399	168	329	135	13	(.)	1.318	908	1.359
FINLANDIA/FINLAND	225			162						387		
DINAMARCA/DENMARK	204	83	182	239	217	300				443	300	483
BÉLGICA/BELGIUM	75	43	160	125	90	36	494			694	133	195
REPÚBLICA CHECA/ CZECH REPUBLIC				147	148	101				147	148	101
BULGARIA/BULGARIA	531									531		
ESTONIA/ESTONIA	286									286		
RUMANIA/ROMANIA	27									27		
GRECIA/GREECE	80									80		
MALTA/MALTA					16						16	
HUNGRÍA/HUNGARY						16						16
•• RESTO DE EUROPA	134.619	36.500	105.966	3.844	2.665	1.931	25			138.488	39.165	107.897
FEDERACION RUSA/ RUSSIAN FEDERATION	125.638	33.443	102.634	131	38	39				125.769	33.482	102.674
ISLAS CANARIAS/ CANARY ISLANDS	5.133	1.800	1.974	2.499	2.338	1.663				7.631	4.138	3.637
SUIZA/SWITZERLAND	420		20	1.046	75	78	25			1.490	75	98
NORUEGA/NORWAY	657	590	545	75	114	84				732	704	629
CROACIA/CROATIA	2.490	379								2.490	379	
ISLA MADEIRA/ MADEIRA ISLAND	130	234	244	94	99	67				224	334	311
MACEDONIA/MACEDONIA, THE FORMER YUGOSLAV REPUBLIC OF	114	39								114	39	
TURQUÍA/TURKEY	37									37		
BOSNIA Y HERZEGOVINA/ BOSNIA AND HERZEGOVINA		16									16	
RUMANIA/ROMANIA			36									36
BULGARIA/BULGARIA			513									513



POR DESTINO - CARNE BOVINA

BY DESTINATION - BEEF

2006 - 2008

Volumen (peso canal**), Tons.
Quantity (carcase weight**), Tons.

DESTINO DESTINATION	CONGELADA FROZEN			ENFRIADA CHILLED			PROD. CÁRNICO BOVINO BEEF PRODUCT			TOTAL		
	2008	2007	2006	2008	2007	2006	2008	2007	2006	2008	2007	2006
• AMÉRICA	68.171	209.972	180.249	21.904	35.735	59.553	8.348	23.339	22.698	98.423	269.045	262.500
•• NAFTA	45.720	191.200	158.988	2.842	14.129	13.542	5.163	19.137	19.733	53.725	224.466	192.263
ESTADOS UNIDOS/ UNITED STATES	33.423	156.159	148.103	2.368	10.845	10.658	5.040	19.012	19.144	40.832	186.016	177.905
CANADÁ/CANADA	11.006	28.619	9.861	344	1.909	2.712	123	125	589	11.473	30.652	13.162
MÉXICO/MEXICO	1.292	6.423	1.024	129	1.375	172				1.421	7.797	1.196
•• MERCOSUR	9.226	6.325	7.739	18.976	21.512	45.664	2.453	3.045	1.361	30.655	30.881	54.763
CHILE/CHILE	6.495	3.772	6.149	8.055	10.057	34.759	1.203	1.485	1.012	15.753	15.314	41.920
BRASIL/BRAZIL	2.581	2.427	1.439	8.836	9.022	7.911	716	1.274	120	12.134	12.723	9.470
ARGENTINA/ARGENTINA	150	125	151	2.085	2.433	2.993	533	286	229	2.768	2.844	3.373
•• RESTO DE AMÉRICA	12.931	12.346	13.447	44	36	151	732	1.158	1.604	13.707	13.540	15.203
VENEZUELA/VENEZUELA	7.338	2.223	255			2				7.338	2.223	257
CUBA/CUBA	1.755	4.523	6.465		(.)		206		68	1.962	4.523	6.534
TRINIDAD Y TOBAGO/ TRINIDAD AND TOBAGO	2.880	3.778	4.595			38		53		2.880	3.831	4.633
BARBADOS/BARBADOS	752	1.341	1.678				48	316	103	800	1.657	1.781
BAHAMAS/BAHAMAS	109	432	413				214	263	525	323	694	938
PERÚ/PERU	56	23	20	17	19	91			13	73	41	125
ECUADOR/ECUADOR	13	27	20	28	17	20				41	44	40
SURINAM/SURINAME							105	158	263	105	158	263
JAMAICA/JAMAICA							105	368	474	105	368	474
COSTA RICA/COSTA RICA	28									28		
BELICE/BELIZE							53		158	53		158
REPÚBLICA DOMINICANA/ DOMINICAN REPUBLIC						1						1
•• UNIÓN EUROPEA	220	95		42	59	132				262	153	132
FRANCIA/FRANCE	125	17		42	59	36				167	76	36
PAÍSES BAJOS/ NETHERLANDS	56	78				96				56	78	96
REINO UNIDO/ UNITED KINGDOM	40									40		
•• OTROS DESTINOS	69		69			64				69		133
ZONA FRANCA MONTEVIDEO/ DUTY FREE ZONE MONTEVIDEO	69		69			64				69		133
•• RESTO DE EUROPA	4	6	6							4	6	6
ISLAS MALVINAS/ FALKLAND ISLANDS	4	6	6							4	6	6



POR DESTINO - CARNE BOVINA

BY DESTINATION - BEEF

2006 - 2008

Volumen (peso canal**), Tons.
Quantity (carcase weight**), Tons.

DESTINO DESTINATION	CONGELADA FROZEN			ENFRIADA CHILLED			PROD. CÁRNICO BOVINO BEEF PRODUCT			TOTAL		
	2008	2007	2006	2008	2007	2006	2008	2007	2006	2008	2007	2006
• ASIA	37.962	26.437	29.584	2	38	37	13	28	198	37.977	26.503	29.819
•• ASIA	37.962	26.437	29.584	2	38	37	13	28	198	37.977	26.503	29.819
ISRAEL/ISRAEL	19.339	16.355	22.461							19.339	16.356	22.461
HONG KONG/HONG KONG	7.257	1.441	102		35	18				7.257	1.476	120
MALASIA/MALAYSIA	7.585	5.074	6.684			19	8		32	7.594	5.074	6.735
REPÚBLICA POPULAR CHINA/CHINA	2.085	2.050	66		1		3			2.088	2.051	66
SINGAPUR/SINGAPORE	552	222	18		1					552	224	18
ARABIA SAUDITA/ SAUDI ARABIA	717	638	80						3	717	638	82
ZONA NEUTRAL PALESTINA/PALESTINIAN NEUTRAL ZONE	236	189	120							236	189	120
JORDANIA/JORDAN	190	303	39							190	303	39
EMIRATOS ÁRABES UNIDOS/UNITED ARAB EMIRATES				2						2		
LÍBANO/LEBANON							1			1		
COREA DEL SUR/ KOREA, REPUBLIC OF								28	163		28	163
VIETNAM/VIETNAM		58									58	
TAILANDIA/THAILAND			15									15
KAZAJISTÁN/KAZAKHSTAN		106									106	
• ÁFRICA	14.745	11.537	31.367	147					66	14.892	11.537	31.432
•• ÁFRICA	13.720	11.500	31.367	1					66	13.721	11.500	31.432
ARGELIA/ALGERIA	6.947	2.652	13.303							6.947	2.652	13.303
SUDÁFRICA/SOUTH AFRICA	4.887	8.154	15.114						41	4.887	8.154	15.155
ANGOLA/ANGOLA	718	605	2.917						25	718	605	2.942
TÚNEZ/TUNISIA	495									495		
COMORAS/COMOROS	286									286		
LIBIA/LIBYAN ARAB JAMAHIRIYA	194									194		
MARRUECOS/MOROCCO	151									151		
MADAGASCAR/ MADAGASCAR	27									27		
GUINEA ECUATORIAL/ EQUATORIAL GUINEA	15	49								15	49	
SENEGAL/SENEGAL	1			1						1		
SEYCHELLES/SEYCHELLES		3	32								3	32
GAMBIA/GAMBIA		37									37	
GABÓN/GABON			(.)									0



POR DESTINO - CARNE BOVINA

BY DESTINATION - BEEF

2006 - 2008

Volumen (peso canal**), Tons.
Quantity (carcase weight**), Tons.

DESTINO DESTINATION	CONGELADA FROZEN			ENFRIADA CHILLED			PROD. CÁRNICO BOVINO BEEF PRODUCT			TOTAL		
	2008	2007	2006	2008	2007	2006	2008	2007	2006	2008	2007	2006
•• UNIÓN EUROPEA	1.025	37		146						1.171	37	
FRANCIA/FRANCE	1.025	37		146						1.171	37	
• OCEANÍA	1.449	1.417	1.333				3	73	52	1.522	1.470	1.336
•• UNIÓN EUROPEA	1.410	1.417	1.333				3	73	52	1.482	1.470	1.336
FRANCIA/FRANCE	1.410	1.417	1.333				3	73	52	1.482	1.470	1.336
•• OCEANÍA	39									39		
AUSTRALIA/AUSTRALIA	39									39		
• OTRO	1.050	336	639						53	1.050	389	639
•• OTROS DESTINOS	1.050	336	639						53	1.050	389	639
PROVEEDRÍA MARÍTIMA/ SHIP CHANDLER	1.050	336	639						53	1.050	389	639
TOTAL	310.665	305.028	367.772	47.199	57.005	79.833	18.637	33.327	36.164	376.501	395.360	483.769

** Peso Canal - Estimado / Carcase Weight - Estimated.

(.) Indica que la magnitud no alcanza a la mitad del último dígito utilizado. / Indicates the quantity does not reach half the last digit in use.

Nota: Los totales pueden no coincidir con la suma de parciales por razones de redondeo de cifras.

Note: Grand totals might not coincide with exact data addition due to round-up of numbers.



POR DESTINO - CARNE BOVINA

BY DESTINATION - BEEF

2006 - 2008

Importe FOB, Miles de dólares

FOB Value, Thousand dollars

DESTINO DESTINATION	CONGELADA FROZEN			ENFRIADA CHILLED			PROD. CÁRNICO BOVINO BEEF PRODUCT			TOTAL		
	2008	2007	2006	2008	2007	2006	2008	2007	2006	2008	2007	2006
• EUROPA	569.533	140.182	259.836	242.217	136.377	110.410	13.100	10.276	10.271	824.850	286.835	380.517
•• UNIÓN EUROPEA	241.490	64.298	61.755	207.329	122.509	101.421	12.960	10.276	10.271	461.779	197.083	173.447
REINO UNIDO/ UNITED KINGDOM	58.149	15.682	8.385	44.640	49.010	38.021	10.481	9.569	10.224	113.269	74.262	56.630
PAÍSES BAJOS/ NETHERLANDS	46.162	15.778	16.802	66.188	19.761	11.591	105	606	46	112.455	36.145	28.439
ITALIA/ITALY	51.869	6.460	3.531	11.211	5.149	5.422	1.483	65		64.564	11.673	8.953
ESPAÑA/SPAIN	29.480	8.643	9.596	23.170	12.046	11.569	11			52.660	20.689	21.165
ALEMANIA/GERMANY	22.731	10.806	13.350	29.004	26.309	24.324	11			51.746	37.115	37.674
SUECIA/SWEDEN	6.996	1.029	2.132	12.597	3.120	3.343				19.593	4.149	5.475
PORTUGAL/PORTUGAL	4.163	2.070	3.304	9.427	2.819	2.770				13.589	4.889	6.074
IRLANDA/IRELAND	11.102	148	617			157				11.102	148	774
FRANCIA/FRANCE	3.659	2.936	2.661	3.578	962	1.532	430	36	1	7.668	3.934	4.194
FINLANDIA/FINLAND	2.308			2.066						4.374		
DINAMARCA/DENMARK	1.649	447	614	2.345	1.768	1.924				3.994	2.215	2.538
BÉLGICA/BELGIUM	337	299	763	1.404	509	153	439			2.180	808	915
REPÚBLICA CHECA/ CZECH REPUBLIC				1.701	1.011	509				1.701	1.011	509
BULGARIA/BULGARIA	1.630									1.630		
ESTONIA/ESTONIA	880									880		
RUMANIA/ROMANIA	249									249		
GRECIA/GREECE	125									125		
MALTA/MALTA					43						43	
HUNGRÍA/HUNGARY						107						107
•• RESTO DE EUROPA	328.044	75.884	198.080	34.888	13.868	8.989	140			363.071	89.752	207.069
FEDERACION RUSA/ RUSSIAN FEDERATION	282.833	61.560	184.051	416	72	84				283.250	61.632	184.135
ISLAS CANARIAS/ CANARY ISLANDS	28.787	7.918	7.401	21.574	12.602	7.987				50.361	20.521	15.389
SUIZA/SWITZERLAND	2.059		59	11.690	528	463	140			13.889	528	522
NORUEGA/NORWAY	7.677	4.975	3.611	355	372	210				8.032	5.347	3.821
CROACIA/CROATIA	5.627	641								5.627	641	
ISLA MADEIRA/ MADEIRA ISLAND	682	647	790	852	294	244				1.534	941	1.034
MACEDONIA/MACEDONIA, THE FORMER YUGOSLAV REPUBLIC OF	215	68								215	68	
TURQUÍA/TURKEY	163									163		
BOSNIA Y HERZEGOVINA/ BOSNIA AND HERZEGOVINA		74									74	
RUMANIA/ROMANIA			121									121
BULGARIA/BULGARIA			2.047									2.047



POR DESTINO - CARNE BOVINA

BY DESTINATION - BEEF

2006 - 2008

Importe FOB, Miles de dólares

FOB Value, Thousand dollars

DESTINO DESTINATION	CONGELADA FROZEN			ENFRIADA CHILLED			PROD. CÁRNICO BOVINO BEEF PRODUCT			TOTAL		
	2008	2007	2006	2008	2007	2006	2008	2007	2006	2008	2007	2006
• AMÉRICA	169.233	358.740	303.424	75.606	92.145	145.633	14.447	31.362	27.646	259.286	482.246	476.703
•• NAFTA	107.291	321.040	262.707	10.416	38.265	38.617	10.188	27.089	24.288	127.894	386.393	325.613
ESTADOS UNIDOS/ UNITED STATES	85.983	259.793	243.549	8.615	28.385	29.708	10.001	26.919	23.832	104.599	315.098	297.089
CANADÁ/CANADA	18.481	50.094	16.995	1.481	6.847	8.601	187	170	456	20.150	57.111	26.052
MÉXICO/MEXICO	2.827	11.153	2.164	319	3.033	308				3.146	14.185	2.472
•• MERCOSUR	27.172	12.617	16.195	64.644	53.472	105.964	3.461	3.432	2.154	95.277	69.521	124.313
CHILE/CHILE	18.082	7.242	12.424	25.217	21.449	82.386	2.340	2.765	1.808	45.638	31.455	96.618
BRASIL/BRAZIL	8.587	5.075	3.464	35.536	28.755	20.097	182	294	30	44.305	34.124	23.592
ARGENTINA/ARGENTINA	504	300	307	3.890	3.268	3.480	940	373	316	5.334	3.941	4.103
•• RESTO DE AMÉRICA	33.489	24.918	24.355	369	184	441	798	841	1.204	34.656	25.943	26.000
VENEZUELA/VENEZUELA	19.844	4.849	491			5				19.844	4.849	497
CUBA/CUBA	5.690	11.439	12.642		1		404		73	6.094	11.440	12.714
TRINIDAD Y TOBAGO/ TRINIDAD AND TOBAGO	5.797	5.819	7.594				68		39	5.797	5.858	7.662
BARBADOS/BARBADOS	1.530	2.080	2.973					41	229	76	1.570	3.048
BAHAMAS/BAHAMAS	263	602	540					165	189	380	428	920
PERÚ/PERU	197	32	50	145	101	280			21	342	133	351
ECUADOR/ECUADOR	93	96	66	224	82	85				317	178	151
SURINAM/SURINAME								77	117	194	77	194
JAMAICA/JAMAICA								75	268	339	75	339
COSTA RICA/COSTA RICA	75									75		
BELICE/BELIZE								36		122	36	122
REPÚBLICA DOMINICANA/ DOMINICAN REPUBLIC						2						2
•• UNIÓN EUROPEA	633	124		177	224	469				810	348	469
FRANCIA/FRANCE	407	27		177	224	193				584	250	193
PAÍSES BAJOS/ NETHERLANDS	129	97				276				129	97	276
REINO UNIDO/ UNITED KINGDOM	98									98		
•• OTROS DESTINOS	602		134			143				602		277
ZONA FRANCA MONTEVIDEO/ DUTY FREE ZONE MONTEVIDEO	602		134			143				602		277
•• RESTO DE EUROPA	46	41	32							46	41	32
ISLAS MALVINAS/ FALKLAND ISLANDS	46	41	32							46	41	32



POR DESTINO - CARNE BOVINA

BY DESTINATION - BEEF

2006 - 2008

Importe FOB, Miles de dólares

FOB Value, Thousand dollars

DESTINO DESTINATION	CONGELADA FROZEN			ENFRIADA CHILLED			PROD. CÁRNICO BOVINO BEEF PRODUCT			TOTAL		
	2008	2007	2006	2008	2007	2006	2008	2007	2006	2008	2007	2006
• ASIA	99.071	50.278	58.700	34	80	131	31	62	465	99.136	50.420	59.296
•• ASIA	99.071	50.278	58.700	34	80	131	31	62	465	99.136	50.420	59.296
ISRAEL/ISRAEL	67.858	35.193	47.263							67.858	35.193	47.263
HONG KONG/HONG KONG	15.253	2.521	48		62	33				15.253	2.583	80
MALASIA/MALAYSIA	9.789	7.634	10.619			98	16		37	9.805	7.634	10.754
REPÚBLICA POPULAR CHINA/CHINA	3.557	2.797	124		10		5			3.562	2.806	124
SINGAPUR/SINGAPORE	1.167	408	71		8					1.167	416	71
ARABIA SAUDITA/ SAUDI ARABIA	788	671	144						6	788	671	150
ZONA NEUTRAL PALESTINA/PALESTINIAN NEUTRAL ZONE	535	672	369							535	672	369
JORDANIA/JORDAN	125	128	10							125	128	10
EMIRATOS ÁRABES UNIDOS/UNITED ARAB EMIRATES				34						34		
LÍBANO/LEBANON							10			10		
COREA DEL SUR/ KOREA, REPUBLIC OF								62	422		62	422
VIETNAM/VIETNAM		136									136	
TAILANDIA/THAILAND			53									53
KAZAJISTÁN/KAZAKHSTAN		118									118	
• ÁFRICA	27.580	13.511	46.132	761					65	28.341	13.511	46.197
•• ÁFRICA	25.132	13.450	46.132	12					65	25.143	13.450	46.197
ARGELIA/ALGERIA	14.607	4.663	21.574							14.607	4.663	21.574
SUDÁFRICA/SOUTH AFRICA	6.255	7.525	18.563						38	6.255	7.525	18.600
ANGOLA/ANGOLA	1.521	1.066	5.937						27	1.521	1.066	5.963
TÚNEZ/TUNISIA	1.089									1.089		
COMORAS/COMOROS	816									816		
LIBIA/LIBYAN ARAB JAMAHIRIYA	475									475		
MARRUECOS/MOROCCO	250									250		
MADAGASCAR/ MADAGASCAR	68									68		
GUINEA ECUATORIAL/ EQUATORIAL GUINEA	51	129								51	129	
SENEGAL/SENEGAL	1			12						12		
SEYCHELLES/SEYCHELLES		10	58								10	58
GAMBIA/GAMBIA		56									56	
GABÓN/GABON			1									1



POR DESTINO - CARNE BOVINA

BY DESTINATION - BEEF
2006 - 2008

Importe FOB, Miles de dólares
FOB Value, Thousand dollars

DESTINO DESTINATION	CONGELADA FROZEN			ENFRIADA CHILLED			PROD. CÁRNICO BOVINO BEEF PRODUCT			TOTAL		
	2008	2007	2006	2008	2007	2006	2008	2007	2006	2008	2007	2006
•• UNIÓN EUROPEA	2.448	62		750						3.198	62	
FRANCIA/FRANCE	2.448	62		750						3.198	62	
• OCEANÍA	6.971	4.247	3.730				12	155	89	7.126	4.336	3.742
•• UNIÓN EUROPEA	6.910	4.247	3.730				12	155	89	7.065	4.336	3.742
FRANCIA/FRANCE	6.910	4.247	3.730				12	155	89	7.065	4.336	3.742
•• OCEANÍA	61									61		
AUSTRALIA/AUSTRALIA	61									61		
• OTRO	4.112	782	1.905						41	4.112	823	1.905
•• OTROS DESTINOS	4.112	782	1.905						41	4.112	823	1.905
PROVEEDRUÍA MARÍTIMA/ SHIP CHANDLER	4.112	782	1.905						41	4.112	823	1.905
TOTAL	876.501	567.740	673.727	318.618	228.602	256.186	27.733	41.830	38.447	1.222.852	838.171	968.360

(.) Indica que la magnitud no alcanza a la mitad del último dígito utilizado. / Indicates the quantity does not reach half the last digit in use.

Nota: Los totales pueden no coincidir con la suma de parciales por razones de redondeo de cifras.

Note: Grand totals might not coincide with exact data addition due to round-up of numbers.



POR DESTINO - CARNE OVINA

BY DESTINATION - OVINE MEAT

2006 - 2008

Volumen (peso embarque), Tons.

Quantity (shipped weight), Tons.

DESTINO DESTINATION	CONGELADA FROZEN			ENFRIADA CHILLED			PROD. CÁRNICO OVINO OVINE MEAT PRODUCT			TOTAL		
	2008	2007	2006	2008	2007	2006	2008	2007	2006	2008	2007	2006
• EUROPA	3.954	3.730	3.842	45	125	127	1			4.000	3.855	3.969
•• UNIÓN EUROPEA	3.756	3.429	3.393	42	125	124	1			3.799	3.553	3.517
REINO UNIDO / UNITED KINGDOM	1.186	1.149	1.231	11	33					1.197	1.182	1.231
ALEMANIA / GERMANY	630	578	508	24	91	123				654	669	631
FRANCIA / FRANCE	1.065	652	873			1				1.065	652	874
PAÍSES BAJOS / NETHERLANDS	474	544	289							474	544	289
BÉLGICA / BELGIUM	139	144	122					1		139	144	122
ITALIA / ITALY	194	259	275							194	259	275
DINAMARCA / DENMARK	53	41	12							53	41	12
ESPAÑA / SPAIN	16	28	33	4						20	28	33
PORTUGAL / PORTUGAL				3	1					3	1	
SUECIA / SWEDEN		22	12								22	12
IRLANDA / IRELAND		12	39								12	39
•• RESTO DE EUROPA	198	302	449	3		3				201	302	452
NORUEGA / NORWAY	137	90	60	3						140	90	60
TURQUÍA / TURKEY	35									35		
FEDERACION RUSA / RUSSIAN FEDERATION	26	158	234				3			26	158	237
ALBANIA / ALBANIA		53	155								53	155
• AMÉRICA	7.753	7.433	7.593	470	132					8.223	7.565	7.593
•• MERCOSUR	7.665	7.023	7.338	470	132					8.135	7.155	7.338
BRASIL / BRAZIL	7.664	6.916	7.112	470	132					8.134	7.048	7.112
ARGENTINA / ARGENTINA	1	107	226							1	107	226
•• RESTO DE AMÉRICA	88	411	238							88	411	238
TRINIDAD Y TOBAGO / TRINIDAD AND TOBAGO	85	225	219							85	225	219
ECUADOR / ECUADOR	3	14	10							3	14	10
BAHAMAS / BAHAMAS		25	8								25	8
VENEZUELA / VENEZUELA		146									146	
•• UNIÓN EUROPEA			18									18
FRANCIA / FRANCE			18									18
• ÁFRICA	3.065	1.291	1.656							3.065	1.291	1.656
•• ÁFRICA	3.065	1.291	1.656							3.065	1.291	1.656
LIBIA / LIBYAN ARAB JAMAHIRIYA	1.775	419	343							1.775	419	343
ARGELIA / ALGERIA	845	370	1.021							845	370	1.021
GABÓN / GABON	255	200	119							255	200	119
ANGOLA / ANGOLA	62	23	61							62	23	61
GHANA / GHANA	75	127	22							75	127	22
COSTA DE MARFIL / COTE D IVOIRE	27	51	27							27	51	27



POR DESTINO - CARNE OVINA

BY DESTINATION - OVINE MEAT

2006 - 2008

Volumen (peso embarque), Tons.

Quantity (shipped weight), Tons.

DESTINO DESTINATION	CONGELADA FROZEN			ENFRIADA CHILLED			PROD. CÁRNICO OVINO OVINE MEAT PRODUCT			TOTAL		
	2008	2007	2006	2008	2007	2006	2008	2007	2006	2008	2007	2006
REPÚBLICA DEL CONGO/ CONGO	13	37								13	37	
SEYCHELLES / SEYCHELLES	11	36	39							11	36	39
SENEGAL / SENEGAL	1									1		
GUINEA ECUATORIAL / EQUATORIAL GUINEA		28									28	
LIBERIA / LIBERIA			25									25
• ASIA	3.082	2.744	3.736		19				54	3.082	2.763	3.790
•• ASIA	3.082	2.744	3.736		19				54	3.082	2.763	3.790
ARABIA SAUDITA / SAUDI ARABIA	1.558	1.441	1.616							1.558	1.441	1.616
JORDANIA / JORDAN	510	175	47		19					510	194	47
REPÚBLICA POPULAR CHINA / CHINA	469	321	236							469	321	236
EMIRATOS ÁRABES UNIDOS / UNITED ARAB EMIRATES	181		35							181		35
KUWAIT / KUWAIT	136	301	159							136	301	159
VIETNAM / VIETNAM	148	180								148	180	
HONG KONG / HONG KONG	41	89	34							41	89	34
BAHRÉIN / BAHRAIN	18									18		
ZONA NEUTRAL PALESTINA / PALESTINIAN NEUTRAL ZONE	21									21		
SIRIA / SYRIAN ARAB REP.		54	1.464								54	1.464
SINGAPUR / SINGAPORE		4									4	
IRAQ / IRAQ			60									60
TAILANDIA / THAILAND			16									16
MALASIA / MALAYSIA		5									5	
LÍBANO / LEBANON								54				54
QATAR / QATAR		174									174	
OMÁN / OMAN			69									69
• OCEANÍA	144	125	16							144	125	16
•• UNIÓN EUROPEA	144	125	16							144	125	16
FRANCIA / FRANCE	144	125	16							144	125	16
• OTRO	16	117	205							16	117	205
•• OTROS DESTINOS	16	117	205							16	117	205
PROVEDRÚA MARÍTIMA/ SHIP CHANDLER	16	117	205							16	117	205
TOTAL	18.015	15.440	17.049	515	276	127	1		54	18.531	15.716	17.229

(.) Indica que la magnitud no alcanza a la mitad del último dígito utilizado. / Indicates the quantity does not reach half the last digit in use.

Nota: Los totales pueden no coincidir con la suma de parciales por razones de redondeo de cifras.

Note: Grand totals might not coincide with exact data addition due to round-up of numbers.



POR DESTINO - CARNE OVINA

BY DESTINATION - OVINE MEAT

2006 - 2008

Volumen (peso canal**), Tons.
Quantity (carcase weight**), Tons.

DESTINO DESTINATION	CONGELADA FROZEN			ENFRIADA CHILLED			PROD. CÁRNICO OVINO OVINE MEAT PRODUCT			TOTAL		
	2008	2007	2006	2008	2007	2006	2008	2007	2006	2008	2007	2006
• EUROPA	8.399	7.866	7.992	96	265	267				8.495	8.131	8.260
•• UNIÓN EUROPEA	7.978	7.282	7.207	90	265	263				8.068	7.547	7.470
REINO UNIDO / UNITED KINGDOM	2.519	2.441	2.614	23	70					2.542	2.511	2.614
ALEMANIA / GERMANY	1.338	1.227	1.080	52	194	260				1.389	1.420	1.340
FRANCIA / FRANCE	2.262	1.384	1.855			2				2.262	1.384	1.857
PAÍSES BAJOS / NETHERLANDS	1.007	1.156	613							1.007	1.156	613
BÉLGICA / BELGIUM	294	306	259							294	307	259
ITALIA / ITALY	411	550	583							411	550	583
DINAMARCA / DENMARK	112	86	25							112	86	25
ESPAÑA / SPAIN	35	59	69	8						43	59	69
PORTUGAL / PORTUGAL				6	1					6	1	
SUECIA / SWEDEN		47	24								47	24
IRLANDA / IRELAND		25	83								25	83
•• RESTO DE EUROPA	420	583	785	6		5				427	583	790
NORUEGA / NORWAY	290	191	127	6						297	191	127
TURQUÍA / TURKEY	75									75		
FEDERACION RUSA / RUSSIAN FEDERATION	55	336	496			5				55	336	501
ALBANIA / ALBANIA		56	162								56	162
• AMÉRICA	8.399	8.144	8.342	484	136					8.884	8.280	8.342
•• MERCOSUR	8.302	7.704	8.071	484	136					8.786	7.840	8.071
BRASIL / BRAZIL	8.300	7.592	7.836	484	136					8.785	7.728	7.836
ARGENTINA / ARGENTINA	1	112	235							1	112	235
•• RESTO DE AMÉRICA	98	440	251							98	440	251
TRINIDAD Y TOBAGO / TRINIDAD AND TOBAGO	93	243	232							93	243	232
ECUADOR / ECUADOR	4	16	11							4	16	11
BAHAMAS / BAHAMAS		26	9								26	9
VENEZUELA / VENEZUELA		155									155	
•• UNIÓN EUROPEA			20									20
FRANCIA / FRANCE			20									20
• ÁFRICA	3.232	1.350	1.871							3.232	1.350	1.871
•• ÁFRICA	3.232	1.350	1.871							3.232	1.350	1.871
LIBIA / LIBYAN ARAB JAMAHIRIYA	1.887	437	358							1.887	437	358
ARGELIA / ALGERIA	881	385	1.209							881	385	1.209
GABÓN / GABON	266	208	124							266	208	124
ANGOLA / ANGOLA	65	24	63							65	24	63
GHANA / GHANA	78	132	23							78	132	23
COSTA DE MARFIL / COTE D IVOIRE	28	53	28							28	53	28



POR DESTINO - CARNE OVINA

BY DESTINATION - OVINE MEAT

2006 - 2008

Volumen (peso canal**), Tons.
Quantity (carcase weight**), Tons.

DESTINO DESTINATION	CONGELADA FROZEN			ENFRIADA CHILLED			PROD. CÁRNICO OVINO OVINE MEAT PRODUCT			TOTAL		
	2008	2007	2006	2008	2007	2006	2008	2007	2006	2008	2007	2006
REPÚBLICA DEL CONGO/ CONGO	14	39								14	39	
SEYCHELLES / SEYCHELLES	12	41	41							12	41	41
SENEGAL / SENEGAL	1									1		
GUINEA ECUATORIAL / EQUATORIAL GUINEA		31									31	
LIBERIA / LIBERIA			26									26
• ASIA	3.847	3.663	4.232		20				187	3.847	3.682	4.419
•• ASIA	3.847	3.663	4.232		20				187	3.847	3.682	4.419
ARABIA SAUDITA / SAUDI ARABIA	1.767	1.562	1.711							1.767	1.562	1.711
JORDANIA / JORDAN	645	267	78		20					645	287	78
REPÚBLICA POPULAR CHINA / CHINA	772	545	371							772	545	371
EMIRATOS ÁRABES UNIDOS / UNITED ARAB EMIRATES	191		36							191		36
KUWAIT / KUWAIT	169	531	299							169	531	299
VIETNAM / VIETNAM	209	381								209	381	
HONG KONG / HONG KONG	53	97	44							53	97	44
BAHRÉIN / BAHRAIN	18									18		
ZONA NEUTRAL PALESTINA / PALESTINIAN NEUTRAL ZONE	22									22		
SIRIA / SYRIAN ARAB REP.		56	1.525								56	1.525
SINGAPUR / SINGAPORE		8									8	
IRAQ / IRAQ			63									63
TAILANDIA / THAILAND			34									34
MALASIA / MALAYSIA		5									5	
LÍBANO / LEBANON								187				187
QATAR / QATAR		209									209	
OMÁN / OMAN			72									72
• OCEANÍA	241	206	34							241	206	34
•• UNIÓN EUROPEA	241	206	34							241	206	34
FRANCIA / FRANCE	241	206	34							241	206	34
• OTRO	32	124	217							32	124	217
•• OTROS DESTINOS	32	124	217							32	124	217
PROVEEDRÍA MARÍTIMA/ SHIP CHANDLER	32	124	217							32	124	217
TOTAL	24.150	21.352	22.688	580	421	267			187	24.730	21.773	23.143

(.) Indica que la magnitud no alcanza a la mitad del último dígito utilizado. / Indicates the quantity does not reach half the last digit in use.

Nota: Los totales pueden no coincidir con la suma de parciales por razones de redondeo de cifras.

Note: Grand totals might not coincide with exact data addition due to round-up of numbers.



POR DESTINO - CARNE OVINA

BY DESTINATION - OVINE MEAT

2006 - 2008

Importe FOB, Miles de dólares

FOB Value, Thousand dollars

DESTINO DESTINATION	CONGELADA FROZEN			ENFRIADA CHILLED			PROD. CÁRNICO OVINO OVINE MEAT PRODUCT			TOTAL		
	2008	2007	2006	2008	2007	2006	2008	2007	2006	2008	2007	2006
• EUROPA	30.203	21.406	20.955	321	764	807	9			30.533	22.170	21.762
•• UNIÓN EUROPEA	28.653	20.219	19.882	299	764	787	9			28.961	20.983	20.669
REINO UNIDO / UNITED KINGDOM	8.517	5.667	6.385	72	201					8.589	5.869	6.385
ALEMANIA / GERMANY	6.278	4.405	3.957	175	559	776				6.453	4.963	4.733
FRANCIA / FRANCE	6.441	3.214	4.377			11				6.441	3.214	4.388
PAÍSES BAJOS / NETHERLANDS	3.651	3.269	1.772							3.651	3.269	1.772
BÉLGICA / BELGIUM	1.918	1.450	1.123				9			1.927	1.450	1.123
ITALIA / ITALY	1.345	1.597	1.675							1.345	1.597	1.675
DINAMARCA / DENMARK	392	291	88							392	291	88
ESPAÑA / SPAIN	112	145	181	30						142	145	181
PORTUGAL / PORTUGAL				22	4					22	4	
SUECIA / SWEDEN		118	101								118	101
IRLANDA / IRELAND		62	223								62	223
•• RESTO DE EUROPA	1.550	1.187	1.073	23		20				1.573	1.187	1.093
NORUEGA / NORWAY	1.394	624	371	23						1.416	624	371
TURQUÍA / TURKEY	81									81		
FEDERACION RUSA / RUSSIAN FEDERATION	75	444	382			20				75	444	402
ALBANIA / ALBANIA		119	319								119	319
• AMÉRICA	23.342	18.023	15.630	1.143	271					24.484	18.294	15.630
•• MERCOSUR	23.163	16.937	15.167	1.143	271					24.306	17.208	15.167
BRASIL / BRAZIL	23.150	16.779	14.921	1.143	271					24.293	17.050	14.921
ARGENTINA / ARGENTINA	13	158	247							13	158	247
•• RESTO DE AMÉRICA	178	1.086	425							178	1.086	425
TRINIDAD Y TOBAGO / TRINIDAD AND TOBAGO	141	448	376							141	448	376
ECUADOR / ECUADOR	37	72	32							37	72	32
BAHAMAS / BAHAMAS		53	18								53	18
VENEZUELA / VENEZUELA		513									513	
•• UNIÓN EUROPEA			37									37
FRANCIA / FRANCE			37									37
• ÁFRICA	7.753	2.739	3.449							7.753	2.739	3.449
•• ÁFRICA	7.753	2.739	3.449							7.753	2.739	3.449
LIBIA / LIBYAN ARAB JAMAHIRIYA	4.563	1.038	733							4.563	1.038	733
ARGELIA / ALGERIA	2.201	859	2.153							2.201	859	2.153
GABÓN / GABON	442	263	178							442	263	178
ANGOLA / ANGOLA	223	68	133							223	68	133
GHANA / GHANA	113	132	34							113	132	34
COSTA DE MARFIL / COTE D IVOIRE	82	83	47							82	83	47



POR DESTINO - CARNE OVINA

BY DESTINATION - OVINE MEAT

2006 - 2008

Importe FOB, Miles de dólares

FOB Value, Thousand dollars

DESTINO DESTINATION	CONGELADA FROZEN			ENFRIADA CHILLED			PROD. CÁRNICO OVINO OVINE MEAT PRODUCT			TOTAL		
	2008	2007	2006	2008	2007	2006	2008	2007	2006	2008	2007	2006
REPÚBLICA DEL CONGO/ CONGO	58	146								58	146	
SEYCHELLES / SEYCHELLES	53	105	111							53	105	111
SENEGAL / SENEGAL	17									17		
GUINEA ECUATORIAL / EQUATORIAL GUINEA		43									43	
LIBERIA / LIBERIA			60									60
• ASIA	7.373	4.881	6.974		64				79	7.373	4.944	7.052
•• ASIA	7.373	4.881	6.974		64				79	7.373	4.944	7.052
ARABIA SAUDITA / SAUDI ARABIA	4.017	2.958	3.034							4.017	2.958	3.034
JORDANIA / JORDAN	1.310	325	73		64					1.310	388	73
REPÚBLICA POPULAR CHINA / CHINA	747	439	292							747	439	292
EMIRATOS ÁRABES UNIDOS / UNITED ARAB EMIRATES	530		72							530		72
KUWAIT / KUWAIT	344	439	185							344	439	185
VIETNAM / VIETNAM	233	202								233	202	
HONG KONG / HONG KONG	84	96	34							84	96	34
BAHRÉIN / BAHRAIN	54									54		
ZONA NEUTRAL PALESTINA / PALESTINIAN NEUTRAL ZONE	54									54		
SIRIA / SYRIAN ARAB REP.		111	2.999								111	2.999
SINGAPUR / SINGAPORE		12									12	
IRAQ / IRAQ			120									120
TAILANDIA / THAILAND			61									61
MALASIA / MALAYSIA		6									6	
LÍBANO / LEBANON								79				79
QATAR / QATAR		293									293	
OMÁN / OMAN			106									106
• OCEANÍA	502	424	74							502	424	74
•• UNIÓN EUROPEA	502	424	74							502	424	74
FRANCIA / FRANCE	502	424	74							502	424	74
• OTRO	79	274	440							79	274	440
•• OTROS DESTINOS	79	274	440							79	274	440
PROVEEDRÍA MARÍTIMA/ SHIP CHANDLER	79	274	440							79	274	440
TOTAL	69.251	47.747	47.522	1.464	1.098	807	9		79	70.724	48.845	48.407

(.) Indica que la magnitud no alcanza a la mitad del último dígito utilizado. / Indicates the quantity does not reach half the last digit in use.

Nota: Los totales pueden no coincidir con la suma de parciales por razones de redondeo de cifras.

Note: Grand totals might not coincide with exact data addition due to round-up of numbers.



POR DESTINO - CARNE EQUINA

BY DESTINATION - HORSE MEAT

2006 - 2008

Volumen (peso embarque), Tons.

Quantity (shipped weight), Tons.

DESTINO DESTINATION	CONGELADA FROZEN			ENFRIADA CHILLED			PROD. CÁRNICO EQUINO HORSE MEAT PRODUCT			TOTAL		
	2008	2007	2006	2008	2007	2006	2008	2007	2006	2008	2007	2006
• EUROPA	3.803	3.615	3.511	2.369	2.074	1.779				6.173	5.690	5.290
•• UNIÓN EUROPEA	663	828	170	2.368	2.044	1.778				3.031	2.872	1.948
BÉLGICA/BELGIUM	594	774	170	994	881	856				1.588	1.655	1.026
FRANCIA/FRANCE	51	54		649	376	303				701	430	303
PAÍSES BAJOS/ NETHERLANDS	18			374	450	263				392	450	263
ITALIA/ITALY				351	338	356				351	338	356
•• RESTO DE EUROPA	3.140	2.787	3.341	2	30	(.)				3.142	2.817	3.341
FEDERACION RUSA / RUSSIAN FEDERATION	3.140	2.787	3.341	(.)		(.)				3.141	2.787	3.341
SUIZA / SWITZERLAND				1	30					1	30	
• AMÉRICA	6									6		
•• NAFTA	6									6		
ESTADOS UNIDOS / UNITED STATES	6									6		
• ASIA		25									25	
•• ASIA		25									25	
JAPÓN / JAPAN		25									25	
TOTAL	3.809	3.640	3.511	2.369	2.074	1.779				6.179	5.715	5.290

Nota: Los totales pueden no coincidir con la suma de parciales por razones de redondeo de cifras.
 Note: Grand totals might not coincide with exact data addition due to round-up of numbers.



POR DESTINO - CARNE EQUINA

BY DESTINATION - HORSE MEAT
2006 - 2008

Volumen (peso canal*), Tons.
Quantity (carcase weight*), Tons.

DESTINO DESTINATION	CONGELADA FROZEN			ENFRIADA CHILLED			PROD. CÁRNICO EQUINO HORSE MEAT PRODUCT			TOTAL		
	2008	2007	2006	2008	2007	2006	2008	2007	2006	2008	2007	2006
• EUROPA	5.762	5.477	5.319	3.590	3.143	2.695				9.352	8.620	8.014
•• UNIÓN EUROPEA	1.005	1.255	258	3.587	3.097	2.694				4.592	4.351	2.952
BÉLGICA/BELGIUM	900	1.173	258	1.506	1.335	1.297				2.405	2.508	1.555
FRANCIA/FRANCE	78	82		984	569	459				1.061	651	459
PAÍSES BAJOS/ NETHERLANDS	27			566	681	399				593	681	399
ITALIA/ITALY				532	511	539				532	511	539
•• RESTO DE EUROPA	4.758	4.223	5.061	2	46	1				4.760	4.269	5.062
FEDERACION RUSA / RUSSIAN FEDERATION	4.758	4.223	5.061	1		1				4.758	4.223	5.062
SUIZA / SWITZERLAND				2	46					2	46	
• AMÉRICA	9									9		
•• NAFTA	9									9		
ESTADOS UNIDOS / UNITED STATES	9									9		
• ASIA		38									38	
•• ASIA		38									38	
JAPÓN / JAPAN		38									38	
TOTAL	5.771	5.515	5.319	3.590	3.143	2.695				9.361	8.658	8.014

(.) Indica que la magnitud no alcanza a la mitad del último dígito utilizado. / Indicates the quantity does not reach half the last digit in use.

** Peso Canal - Estimado / Carcase Weight - Estimated.

Nota: Los totales pueden no coincidir con la suma de parciales por razones de redondeo de cifras.
Note: Grand totals might not coincide with exact data addition due to round-up of numbers.





POR DESTINO - CARNE EQUINA

BY DESTINATION - HORSE MEAT

2006 - 2008

Importe FOB, Miles de dólares

FOB Value, Thousand dollars

DESTINO DESTINATION	CONGELADA FROZEN			ENFRIADA CHILLED			PROD. CÁRNICO EQUINO HORSE MEAT PRODUCT			TOTAL		
	2008	2007	2006	2008	2007	2006	2008	2007	2006	2008	2007	2006
• EUROPA	10.150	6.662	7.214	10.690	7.832	5.808				20.840	14.494	13.022
•• UNIÓN EUROPEA	1.358	1.566	268	10.683	7.695	5.806				12.041	9.261	6.074
BÉLGICA/BELGIUM	1.187	1.471	268	4.336	3.208	2.600				5.523	4.679	2.868
FRANCIA/FRANCE	141	95		2.878	1.381	1.016				3.019	1.475	1.016
PAÍSES BAJOS/ NETHERLANDS	30			1.783	1.869	958				1.813	1.869	958
ITALIA/ITALY				1.686	1.237	1.231				1.686	1.237	1.231
•• RESTO DE EUROPA	8.793	5.096	6.946	7	137	2				8.800	5.233	6.948
FEDERACION RUSA / RUSSIAN FEDERATION	8.793	5.096	6.946	2		2				8.794	5.096	6.948
SUIZA / SWITZERLAND				6	137					6	137	
• AMÉRICA	13									13		
•• NAFTA	13									13		
ESTADOS UNIDOS / UNITED STATES	13									13		
• ASIA		40									40	
•• ASIA		40									40	
JAPÓN / JAPAN		40									40	
TOTAL	10.163	6.702	7.214	10.690	7.832	5.808				20.853	14.534	13.022

Nota: Los totales pueden no coincidir con la suma de parciales por razones de redondeo de cifras.
 Note: Grand totals might not coincide with exact data addition due to round-up of numbers.



POR DESTINO - CARNE DE AVE

BY DESTINATION - POULTRY MEAT

2006 - 2008

Volumen (peso embarque), Tons.

Quantity (shipped weight), Tons.

DESTINO DESTINATION	CONGELADA FROZEN			ENFRIADA CHILLED			PROD. CÁRNICO DE AVE POULTRY MEAT PRODUCT			TOTAL		
	2008	2007	2006	2008	2007	2006	2008	2007	2006	2008	2007	2006
• AMÉRICA	1.925		508							1.925		508
•• RESTO DE AMÉRICA	1.925		508							1.925		508
VENEZUELA / VENEZUELA	1.925		508							1.925		508
• ASIA	1.418	53								1.418	53	
•• ASIA	1.418	53								1.418	53	
KUWAIT / KUWAIT	412									412		
EMIRATOS ÁRABES UNIDOS / UNITED ARAB EMIRATES	263									263		
ARABIA SAUDITA / SAUDI ARABIA	175									175		
YEMEN / YEMEN	156									156		
IRAQ / IRAQ	105									105		
BAHRÉIN / BAHRAIN	79									79		
JORDANIA / JORDAN	80									80		
HONG KONG / HONG KONG	134									134		
VIETNAM / VIETNAM	14									14		
MALDIVAS / MALDIVES		53									53	
• ÁFRICA	1.250	1.301	203							1.250	1.301	203
•• ÁFRICA	1.250	1.301	203							1.250	1.301	203
ANGOLA / ANGOLA	788	981	22							788	981	22
REPÚBLICA DEL CONGO/ CONGO	336	75	26							336	75	26
GABÓN / GABON	73	28								73	28	
GUINEA ECUATORIAL / EQUATORIAL GUINEA	28	28								28	28	
LIBERIA / LIBERIA	25		26							25		26
SEYCHELLES / SEYCHELLES		54									54	
TOGO / TOGO			54									54
MOZAMBIQUE / MOZAMBIQUE			50									50
GHANA / GHANA		108	25								108	25
MAURITANIA / MAURITANIA		27									27	
• EUROPA	479	112								480	112	
•• RESTO DE EUROPA	479	56								480	56	
FEDERACION RUSA / RUSSIAN FEDERATION	166	56								166	56	
GEORGIA / GEORGIA	81									81		
ALBANIA / ALBANIA	78									78		
TURQUÍA / TURKEY	79									79		
AZERBAIYÁN / AZERBAIJAN	51									51		
ARMENIA / ARMENIA	24									24		
•• UNIÓN EUROPEA		56									56	
PAÍSES BAJOS / NETHERLANDS		56									56	
TOTAL	5.073	1.466	711							5.073	1.466	711

(.) Indica que la magnitud no alcanza a la mitad del último dígito utilizado. / Indicates the quantity does not reach half the last digit in use.

Nota: Los totales pueden no coincidir con la suma de parciales por razones de redondeo de cifras.

Note: Grand totals might not coincide with exact data addition due to round-up of numbers.



POR DESTINO - CARNE DE AVE

BY DESTINATION - POULTRY MEAT

2006 - 2008

Importe FOB, Miles de dólares

FOB Value, Thousand dollars

DESTINO DESTINATION	CONGELADA FROZEN			ENFRIADA CHILLED			PROD. CÁRNICO DE AVE POULTRY MEAT PRODUCT			TOTAL		
	2008	2007	2006	2008	2007	2006	2008	2007	2006	2008	2007	2006
• AMÉRICA	3.209		592							3.209		592
•• RESTO DE AMÉRICA	3.209		592							3.209		592
VENEZUELA / VENEZUELA	3.209		592							3.209		592
• ASIA	2.347	65								2.347	65	
•• ASIA	2.347	65								2.347	65	
KUWAIT / KUWAIT	734									734		
EMIRATOS ÁRABES UNIDOS / UNITED ARAB EMIRATES	447									447		
ARABIA SAUDITA / SAUDI ARABIA	374									374		
YEMEN / YEMEN	176									176		
IRAQ / IRAQ	169									169		
BAHRÉIN / BAHRAIN	156									156		
JORDANIA / JORDAN	155									155		
HONG KONG / HONG KONG	125									125		
VIETNAM / VIETNAM	11									11		
MALDIVAS / MALDIVES		65									65	
• ÁFRICA	1.477	1.288	176							1.477	1.288	176
•• ÁFRICA	1.477	1.288	176							1.477	1.288	176
ANGOLA / ANGOLA	875	997	14							875	997	14
REPÚBLICA DEL CONGO/ CONGO	468	77	17							468	77	17
GABÓN / GABON	98	18								98	18	
GUINEA ECUATORIAL / EQUATORIAL GUINEA	23	26								23	26	
LIBERIA / LIBERIA	12		28							12		28
SEYCHELLES / SEYCHELLES		63									63	
TOGO / TOGO			35									35
MOZAMBIQUE / MOZAMBIQUE			55									55
GHANA / GHANA		74	27								74	27
MAURITANIA / MAURITANIA		32									32	
• EUROPA	825	168								825	168	
•• RESTO DE EUROPA	825	105								825	105	
FEDERACION RUSA / RUSSIAN FEDERATION	296	105								296	105	
GEORGIA / GEORGIA	142									142		
ALBANIA / ALBANIA	137									137		
TURQUÍA / TURKEY	128									128		
AZERBAIYÁN / AZERBAIJAN	82									82		
ARMENIA / ARMENIA	41									41		
•• UNIÓN EUROPEA		62									62	
PAÍSES BAJOS / NETHERLANDS		62									62	
TOTAL	7.858	1.520	768							7.858	1.520	768

(.) Indica que la magnitud no alcanza a la mitad del último dígito utilizado. / Indicates the quantity does not reach half the last digit in use.

Nota: Los totales pueden no coincidir con la suma de parciales por razones de redondeo de cifras.

Note: Grand totals might not coincide with exact data addition due to round-up of numbers.



POR DESTINO - CARNE DE ANIMALES DE CAZA MENOR

BY DESTINATION - SMALL GAME MEAT

2006 - 2008

Volumen (peso embarque), Tons.

Quantity (shipped weight), Tons.

DESTINO DESTINATION	CONGELADA FROZEN			ENFRIADA CHILLED			PROD. CÁRNICO DE ANIMALES DE CAZA MENOR SMALL GAME MEAT PRODUCT			TOTAL		
	2008	2007	2006	2008	2007	2006	2008	2007	2006	2008	2007	2006
• EUROPA	245	274	287							245	274	287
•• UNIÓN EUROPEA	245	274	287							245	274	287
ALEMANIA / GERMANY	81	40	44							81	40	44
FRANCIA / FRANCE	88	150	143							88	150	143
BÉLGICA / BELGIUM	77	83	53							77	83	53
PAÍSES BAJOS / NETHERLANDS			26									26
ITALIA / ITALY			20									20
TOTAL	245	274	287							245	274	287

Nota: Los totales pueden no coincidir con la suma de parciales por razones de redondeo de cifras.
Note: Grand totals might not coincide with exact data addition due to round-up of numbers.

POR DESTINO - CARNE DE ANIMALES DE CAZA MENOR

BY DESTINATION - SMALL GAME MEAT

2006 - 2008

Importe FOB, Miles de dólares

FOB Value, Thousand dollars

DESTINO DESTINATION	CONGELADA FROZEN			ENFRIADA CHILLED			PROD. CÁRNICO DE ANIMALES DE CAZA MENOR SMALL GAME MEAT PRODUCT			TOTAL		
	2008	2007	2006	2008	2007	2006	2008	2007	2006	2008	2007	2006
• EUROPA	1.973	1.624	1.609							1.973	1.624	1.609
•• UNIÓN EUROPEA	1.973	1.624	1.609							1.973	1.624	1.609
ALEMANIA / GERMANY	673	290	305							673	290	305
FRANCIA / FRANCE	654	853	724							654	853	724
BÉLGICA / BELGIUM	647	481	313							647	481	313
PAÍSES BAJOS / NETHERLANDS			185									185
ITALIA / ITALY			83									83
TOTAL	1.973	1.624	1.609							1.973	1.624	1.609

Nota: Los totales pueden no coincidir con la suma de parciales por razones de redondeo de cifras.
Note: Grand totals might not coincide with exact data addition due to round-up of numbers.



POR DESTINO - CARNE PORCINA

BY DESTINATION - PORK

2006 - 2008

Volumen (peso embarque), Tons.

Quantity (shipped weight), Tons.

DESTINO DESTINATION	CONGELADA FROZEN			ENFRIADA CHILLED			PROD. CÁRNICO PORCINO PORK PRODUCT			TOTAL		
	2008	2007	2006	2008	2007	2006	2008	2007	2006	2008	2007	2006
• EUROPA	48	374	601							48	374	601
•• RESTO DE EUROPA	48	374	601							48	374	601
FEDERACION RUSA / RUSSIAN FEDERATION	48	374	601							48	374	601
• ÁFRICA	6	28								6	28	
•• ÁFRICA	6	28								6	28	
GUINEA ECUATORIAL / EQUATORIAL GUINEA	6	28								6	28	
• AMÉRICA							(.)	1	4	(.)	1	4
•• MERCOSUR							(.)	1	4	(.)	1	4
BRASIL / BRAZIL							(.)	1	4	(.)	1	4
• OTROS		(.)									(.)	
•• OTROS DESTINOS		(.)									(.)	
PROVEDURÍA MARÍTIMA / SHIP CHANDLER		(.)									(.)	
TOTAL	54	402	601				(.)	1	4	55	403	605

Nota: Los totales pueden no coincidir con la suma de parciales por razones de redondeo de cifras.
 Note: Grand totals might not coincide with exact data addition due to round-up of numbers.

POR DESTINO - CARNE PORCINA

BY DESTINATION - PORK

2006 - 2008

Importe FOB, Miles de dólares

FOB Value, Thousand dollars

DESTINO DESTINATION	CONGELADA FROZEN			ENFRIADA CHILLED			PROD. CÁRNICO PORCINO PORK PRODUCT			TOTAL		
	2008	2007	2006	2008	2007	2006	2008	2007	2006	2008	2007	2006
• EUROPA	103	565	1.080							103	565	1.080
•• RESTO DE EUROPA	103	565	1.080							103	565	1.080
FEDERACION RUSA / RUSSIAN FEDERATION	103	565	1.080							103	565	1.080
• ÁFRICA	21	68								21	68	
•• ÁFRICA	21	68								21	68	
GUINEA ECUATORIAL / EQUATORIAL GUINEA	21	68								21	68	
• AMÉRICA							3	6	20	3	6	20
•• MERCOSUR							3	6	20	3	6	20
BRASIL / BRAZIL							3	6	20	3	6	20
• OTROS		(.)									(.)	
•• OTROS DESTINOS		(.)									(.)	
PROVEDURÍA MARÍTIMA / SHIP CHANDLER		(.)									(.)	
TOTAL	124	633	1.080				3	6	20	128	639	1.100

Nota: Los totales pueden no coincidir con la suma de parciales por razones de redondeo de cifras.
 Note: Grand totals might not coincide with exact data addition due to round-up of numbers.



POR DESTINO - CARNE DE CONEJO

BY DESTINATION - RABBIT MEAT

2006 - 2008

Volumen (peso embarque), Tons.

Quantity (shipped weight), Tons.

DESTINO DESTINATION	CONGELADA FROZEN			ENFRIADA CHILLED			PROD. CÁRNICO DE CONEJO RABBIT MEAT PRODUCT			TOTAL		
	2008	2007	2006	2008	2007	2006	2008	2007	2006	2008	2007	2006
• EUROPA			16									16
•• UNIÓN EUROPEA			16									16
PAÍSES BAJOS / NETHERLANDS			16									16
TOTAL			16									16

Nota: Los totales pueden no coincidir con la suma de parciales por razones de redondeo de cifras.
Note: Grand totals might not coincide with exact data addition due to round-up of numbers.

POR DESTINO - CARNE DE CONEJO

BY DESTINATION - RABBIT MEAT

2006 - 2008

Importe FOB, Miles de dólares

FOB Value, Thousand dollars

DESTINO DESTINATION	CONGELADA FROZEN			ENFRIADA CHILLED			PROD. CÁRNICO DE CONEJO RABBIT MEAT PRODUCT			TOTAL		
	2008	2007	2006	2008	2007	2006	2008	2007	2006	2008	2007	2006
• EUROPA			69									69
•• UNIÓN EUROPEA			69									69
PAÍSES BAJOS / NETHERLANDS			69									69
TOTAL			69									69

Nota: Los totales pueden no coincidir con la suma de parciales por razones de redondeo de cifras.
Note: Grand totals might not coincide with exact data addition due to round-up of numbers.

EXPORTACIONES DE CARNE BOVINA POR DESTINO - 2008

Participación porcentual en dólares

NAFTA 10 %

USA  8,55%

CANADA  1,65 %

MEXICO  0,26 %

MERCOSUR 8 %

CHILE  3,73%

BRASIL  3,62 %

BRAZIL

ARGENTINA  0,44 %

RESTO DEL MUNDO REST OF THE WORLD 8 %

VENEZUELA  1,62 %

HONG KONG  1,25 %

ARGELIA  1,19 %

MALASIA  0,80 %

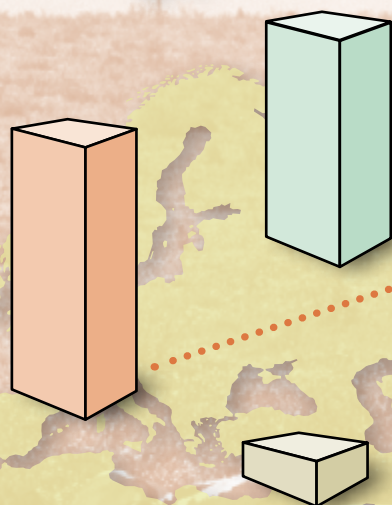
MALAYSIA

OTROS
OTHERS 2,85 %

BEEF EXPORTS - BY DESTINATION

2008

Percentage in dollars



39 % UNIÓN EUROPEA EUROPEAN UNION

REINO UNIDO
UNITED KINGDOM  9,27 %

PAÍSES BAJOS
NETHERLANDS  9,21 %

ITALIA
ITALY  5,27 %

ESPAÑA
SPAIN  4,31 %

OTROS
OTHERS  10,62 %


30 % RESTO DE EUROPA REST OF EUROPE

FED. RUSA
RUSSIAN FED.  23,16 %

OTROS
OTHERS  6,53 %

6 % MEDIO ORIENTE MIDDLE EAST

ISRAEL  5,55 %

OTROS
OTHERS  0,12 %

EXPORTACIONES TOTALES DEL SECTOR CÁRNICO POR DESTINO - 2008

Participación porcentual en dólares

NAFTA 9 %

USA  7,13 %

CANADA  1,36 %

MEXICO  0,21 %

MERCOSUR 10 %

BRASIL  5,43 %
BRAZIL

CHILE  3,23 %

ARGENTINA  1,17 %

PARAGUAY  0,00 %

RESTO DEL MUNDO REST OF THE WORLD 12 %

HONG KONG  2,14 %

VENEZUELA  1,56 %

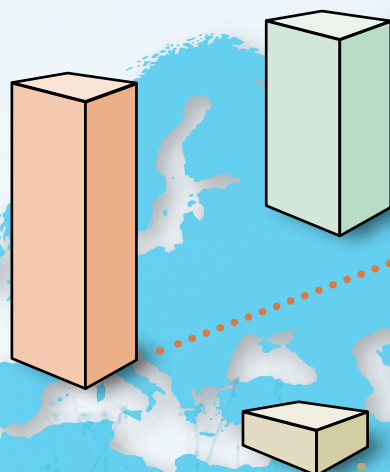
CHINA  1,18 %

ARGELIA  1,14 %

OTROS
OTHERS 5,59 %

TOTAL MEAT EXPORTS BY DESTINATION - 2008

Percentage in dollars



38 % UNIÓN EUROPEA EUROPEAN UNION

REINO UNIDO UNITED KINGDOM		8,40 %
PAÍSES BAJOS NETHERLANDS		8,10 %
ITALIA ITALY		5,49 %
ALEMANIA GERMANY		4,57 %
ESPAÑA SPAIN		4,14 %
OTROS OTHERS		7,12 %

26 % RESTO DE EUROPA REST OF EUROPE

FED. RUSA RUSSIAN FED.		20,55 %
OTROS OTHERS		5,56 %

6 % MEDIO ORIENTE MIDDLE EAST

ISRAEL		4,76 %
OTROS OTHERS		1,15 %

AÑO 2008

	Millones de dólares Million dollars	%
CARNE BOVINA BEEF	1.223	83
OTROS CONCEPTOS OTHERS	257	17
TOTAL	1.479	100



POR PRODUCTO - EXPORTACIONES TOTALES DEL SECTOR CÁRNICO

BY PRODUCT - TOTAL MEAT EXPORTS

2008

Volumen (peso embarque, peso canal*) e importe FOB
Quantity (shipped weight, carcass weight*) and FOB Value

PRODUCTO / PRODUCT	KGS		KGS		INGRESO PROMEDIO AVERAGE INCOME		
	P. EMBARQUE SHIPPED W.	%	P. CANAL CARCASS W.	DÓLARES DOLLARS	%	USD/TON P. EMB. SHIP. W.	USD/TON P. CANAL CARC. W.
• CARNE BOVINA / BEEF	253.899.113	57,94	376.501.365	1.222.852.014	82,66	4.816	3.248
•• REFRIGERADA / REFRIGERATED	246.898.538	56,34	357.864.485	1.195.118.584	80,78	4.841	3.340
••• CONGELADA / FROZEN	212.052.701	48,39	310.665.058	876.500.864	59,25	4.133	2.821
•••• CUARTO O CORTE DEL DELANTERO CON HUESO BONEIN FOREQUARTER OR FOREQUARTER CUT	1.442.970		1.479.045	3.032.838		2.102	2.051
Asado Del Bov Cong c/h Beef Forequarter Rib Plate, bn-in frozen	738.979		757.453	1.873.028		2.535	2.473
Cogote Bov Cong c/h Beef Neck, bn-in frozen	55.724		57.117	39.708		713	695
Cogote, aguja y paleta Bov Cong c/h Beef Chuck and Blade, bn-in frozen	8.670		8.887	119.409		13.773	13.437
Espinazo Del Bov Cong c/h Beef Rib Set, bn-in frozen	2.947		3.021	38.892		13.195	12.874
Falda Bov Cong c/h Beef Navel Plate, bn-in frozen	326.457		334.618	441.679		1.353	1.320
Pecho Bov Cong c/h Beef Brisket, bn-in frozen	310.193		317.948	520.122		1.677	1.636
•••• CUARTO O CORTE DEL TRASERO CON HUESO BONEIN HINDQUARTER OR HINDQUARTER CUT	50.175		51.429	144.012		2.870	2.800
Espinazo Tras Bov Cong c/h Beef Shortloin, bn-in frozen	892		914	2.457		2.755	2.687
Garrón Bov Cong c/h Beef Shank, bn-in frozen	49.283		50.515	141.555		2.872	2.802
•••• OTRAS CARNES CON HUESO OTHER BONEIN MEATS	51.465		52.752	144.064		2.799	2.731
Asado 10/13 Cost Bov Cong c/h Beef Rib Plate 10/13 Rib, bn-in frozen	51.465		52.752	144.064		2.799	2.731
•••• CUARTO O CORTE DEL DELANTERO SIN HUESO BONELESS FOREQUARTER OR FOREQUARTER CUT	84.557.237		128.068.487	320.101.639		3.786	2.499
Aguja Bov Cong s/h Beef Chuck Roll, bn-in frozen	3.013.272		4.489.776	11.071.888		3.674	2.466
Asado Del Bov Cong s/h Beef Rib Plate, bn-in frozen	492.480		783.043	1.610.674		3.271	2.057
Asado Kosher Bov Cong s/h Beef Kosher Rib Plate, bn-in frozen	238.398		379.053	896.628		3.761	2.365
Bife ancho c/t Bov Cong s/h Beef Spencer Roll, bn-in frozen	12.549		18.698	106.532		8.489	5.697
Bife ancho s/t Bov Cong s/h Beef Cube Roll, bnls frozen	3.007.312		4.480.895	22.131.103		7.359	4.939
Brazuelo Bov Cong s/h Beef Shin, bnls frozen	782.751		1.166.299	2.547.137		3.254	2.184
Carnaza de paleta Bov Cong s/h Beef Sholder Clod, bnls frozen	375.443		559.410	1.147.719		3.057	2.052
Centro de carnaza de paleta Bov Cong s/h Beef Blade Bolar, bnls frozen	119.529		178.098	389.150		3.256	2.185
Chingolo Bov Cong s/h Beef Chuck Tender, bnls frozen	93.101		138.721	353.367		3.796	2.547
Cogote Bov Cong s/h Beef Neck, bnls frozen	82.373		122.736	201.891		2.451	1.645



POR PRODUCTO - EXPORTACIONES TOTALES DEL SECTOR CÁRNICO

 BY PRODUCT - TOTAL MEAT EXPORTS
 2008

 Volumen (peso embarque, peso canal*) e importe FOB
 Quantity (shipped weight, carcass weight*) and FOB Value

PRODUCTO / PRODUCT	KGS		KGS		INGRESO PROMEDIO AVERAGE INCOME	
	P. EMBARQUE SHIPPED W.	%	P. CANAL CARCASS W.	DÓLARES DOLLARS	USD/TON P. EMB. SHIP. W.	USD/TON P. CANAL CARC. W.
Cogote, aguja y paleta Bov Cong s/h <i>Beef Chuck and Blade, bnls frozen</i>	21.110.571		31.454.751	73.730.759	3.493	2.344
Del 10 Ctes Kosher Nov Cont Cong s/h <i>Kosher Std/Com Steer Forequarter, 10 Cuts (spcf), bnls frozen</i>	2.111.366		3.188.162	11.172.148	5.291	3.504
Del 7 Ctes Kosher Nov/Vac Cont (Ind Ctes) Cong s/h <i>Kosher Std/Com Steer/Cow Forequarter, 7 Cuts (spcf), bnls frozen</i>	267.132		398.027	1.704.927	6.382	4.283
Del 9 Ctes Halack Nov Cont Cong s/h <i>Halak Std/Com Steer Forequarter, 9 Cuts (spcf), bnls frozen</i>	656.287		977.868	3.806.690	5.800	3.893
Del 9 Ctes Kosher (Trz) Nov Cont Cong s/h <i>Kosher Std/Com Steer Forequarter, 9 Cuts (spcf) in chunks, bnls frozen</i>	3.152.732		4.697.571	15.183.806	4.816	3.232
Del 9 Ctes Kosher Nov/Vac Cont Cong s/h <i>Kosher Std/Com Steer/Cow Forequarter, 9 Cuts (spcf), bnls frozen</i>	1.843.076		2.746.183	9.325.150	5.060	3.396
Del 9 Ctes Neshar Nov Cont Cong s/h <i>Neshar Std/Com Steer Forequarter, 9 Cuts (spcf), bnls frozen</i>	2.009.712		2.994.471	11.081.857	5.514	3.701
Del Ctes Nov Cont (Ind Ctes) Cong s/h <i>Std/Com Steer Forequarter Cuts (spcf), bnls frozen</i>	1.397.057		2.109.555	4.610.279	3.300	2.185
Del Ctes Nov/Vac Cont (Ind Ctes) Cong s/h <i>Std/Com Steer/Cow Forequarter Cuts (spcf), bnls frozen</i>	10.575.539		15.969.064	45.160.140	4.270	2.828
Del Ctes Nov/Vac Cont/Manuf (Ind Ctes) Cong s/h <i>Std/Com/Util Steer/Cow Forequarter Cuts (spcf), bnls frozen</i>	7.937		12.620	25.399	3.200	2.013
Del Ctes Nov/Vac Manuf (Ind Ctes) Cong s/h <i>Util Steer Forequarter Cuts (spcf), bnls frozen</i>	591.152		987.225	1.905.415	3.223	1.930
Del Ctes Vac Cont (Ind Ctes) Cong s/h <i>Std/Com Cow Forequarter Cuts (spcf), bnls frozen</i>	262.139		395.830	902.912	3.444	2.281
Del Ctes Vac Cont/Manuf (Ind Ctes) Cong s/h <i>Std/Com/Util Cow Forequarter Cuts (spcf), bnls frozen</i>	19.933		31.693	57.806	2.900	1.824
Del en bloque 70cl (75vl) Nov Cong s/h <i>Steer Forequarter, bnls frozen, 70cl (75vl)</i>	50.048		75.572	106.352	2.125	1.407
Del en bloque 70cl (75vl) Nov/Vac Cong s/h <i>Steer/Cow Forequarter Bulk Pack, bnls frozen, 70cl (75vl)</i>	19.468.081		29.396.802	57.640.897	2.961	1.961
Del en bloque 70cl (75vl) Vac Cong s/h <i>Cow Forequarter Bulk Pack, bnls frozen, 70cl (75vl)</i>	1.006		1.519	2.616	2.600	1.722
Del en bloque 80cl (85vl) Nov/Vac Cong s/h <i>Steer/Cow Forequarter Bulk Pack, bnls frozen, 80cl (85vl)</i>	4.471.847		7.110.237	13.517.828	3.023	1.901
Del en bloque 80cl (85vl) Vac Cong s/h <i>Cow Forequarter Bulk Pack, bnls frozen, 80cl (85vl)</i>	52.006		82.690	163.820	3.150	1.981
Del en bloque 90cl (95vl) Nov Cong s/h <i>Steer Forequarter Bulk Pack, bnls frozen, 90cl (95vl)</i>	2.024.174		3.380.370	6.194.017	3.060	1.832
Del en bloque 90cl (95vl) Nov/Vac Cong s/h <i>Steer/Cow Forequarter Bulk Pack, bnls frozen, 90cl (95vl)</i>	455.700		761.019	1.493.435	3.277	1.962
Del en bloque 90cl (95vl) Tor Cong s/h <i>Bull Forequarter Bulk Pack, bnls frozen, 90cl (95vl)</i>	4.845		8.091	15.036	3.103	1.858



POR PRODUCTO - EXPORTACIONES TOTALES DEL SECTOR CÁRNICO

BY PRODUCT - TOTAL MEAT EXPORTS

2008

Volumen (peso embarque, peso canal*) e importe FOB
Quantity (shipped weight, carcass weight*) and FOB Value

PRODUCTO / PRODUCT	KGS		KGS		INGRESO PROMEDIO AVERAGE INCOME		
	P. EMBARQUE SHIPPED W.	%	P. CANAL CARCASS W.	DÓLARES DOLLARS	%	USD/TON P. EMB. SHIP. W.	USD/TON P. CANAL CARC. W.
Del en bloque 90cl (95vl) Vac Cong s/h <i>Cow Forequarter Bulk Pack, bnls frozen, 90cl (95vl)</i>	1.772.123		2.959.445	5.518.478		3.114	1.865
Marucha Bov Cong <i>Beef Blade Oyster, bnls frozen</i>	71.301		106.238	316.425		4.438	2.978
Paleta Bov Cong s/h <i>Beef Shoulder Clod, bnls frozen</i>	2.134.919		3.181.029	7.337.638		3.437	2.307
Pecho Bov Cong s/h <i>Beef Brisket, bnls frozen</i>	1.778.428		2.649.858	8.354.380		4.698	3.153
Tapa de aguja Bov Cong <i>Beef Chuck cover, bnls frozen</i>	17.965		26.768	121.842		6.782	4.552
Tierno de paleta Bov Cong s/h <i>Beef Petit Tender, bnls frozen</i>	32.952		49.098	195.497		5.933	3.982
**** CUARTO O CORTE DEL TRASERO SIN HUESO BONELESS HINDQUARTER OR HINDQUARTER CUT	63.241.920		89.286.111	369.158.399		5.837	4.135
Bife angosto c/cor Bov Cong s/h <i>Beef Striploin Strap on, bnls frozen</i>	1.773.509		2.518.382	13.728.933		7.741	5.451
Bife angosto Comb Bov Cong s/h <i>Beef Cmb Striploin, bnls frozen</i>	31.484		44.708	187.456		5.954	4.193
Bife angosto s/cor Bov Cong s/h <i>Beef Striploin Strap off, bnls frozen</i>	2.718.118		3.859.728	21.033.772		7.738	5.450
Bife angosto, lomo y cuadril Bov Cong s/h <i>Beef Rump & Loins, bnls frozen</i>	26.151		37.134	346.607		13.254	9.334
Bife chico de vacío Bov Cong s/h <i>Beef Flank Steak, bnls frozen</i>	876.989		1.069.927	4.704.374		5.364	4.397
Bife grande de vacío (Bavette) Bov Cong s/h <i>Beef Flap, bnls frozen</i>	1.084.309		1.322.857	5.281.007		4.870	3.992
Bifes de vacío (chico y grande) Bov Cong s/h <i>Beef Flap & Flank Steak Cmb, bnls frozen</i>	291.638		355.798	1.551.465		5.320	4.361
Bola de lomo Bov Cong s/h <i>Beef Knuckle, bnls frozen</i>	8.788.031		12.479.004	36.644.405		4.170	2.936
Carpaccio Bov Cong s/h <i>Beef Carpaccio, bnls frozen</i>	200.986		285.400	1.745.484		8.685	6.116
Centro de tortugueta Bov Cong s/h <i>Beef Golden Coin Muscle, bnls frozen</i>	49.287		69.988	217.336		4.410	3.105
Colita de cuadril Bov Cong s/h <i>Beef Tri-Tip, bnls frozen</i>	621.702		882.817	2.788.037		4.485	3.158
Cuadrada Bov Cong s/h <i>Beef Flat, bnls frozen</i>	6.229.793		8.846.306	25.720.167		4.129	2.907
Cuadril c/colita Bov Cong s/h <i>Beef Rump, Tail on, bnls frozen</i>	11.323		16.079	45.111		3.984	2.806
Cuadril Bov Cong s/h <i>Beef Rump, bnls frozen</i>	195.379		277.438	1.300.110		6.654	4.686
Cuadril s/t Bov Cong s/h <i>Beef Rump Cap off, bnls frozen</i>	1.726.483		2.451.606	12.900.345		7.472	5.262
Entraña interna Bov Cong s/h <i>Beef Inside Skirt, bnls frozen</i>	1.214.900		1.761.605	5.184.832		4.268	2.943
Garrón Bov Cong s/h <i>Beef Shank, bnls frozen</i>	9.221.163		13.094.051	29.256.997		3.173	2.234



POR PRODUCTO - EXPORTACIONES TOTALES DEL SECTOR CÁRNICO

BY PRODUCT - TOTAL MEAT EXPORTS
2008

Volumen (peso embarque, peso canal*) e importe FOB
Quantity (shipped weight, carcass weight*) and FOB Value

PRODUCTO / PRODUCT	KGS		KGS		INGRESO PROMEDIO AVERAGE INCOME	
	P. EMBARQUE SHIPPED W.	%	P. CANAL CARCASS W.	DÓLARES DOLLARS	USD/TON P. EMB. SHIP. W.	USD/TON P. CANAL CARC. W.
Lomo 2/3 lbs c/cad Bov Cong <i>Beef Tenderloin 2/3 lbs Ch-on frozen</i>	13.481		19.143	252.199	18.708	13.174
Lomo 2/3 lbs s/cad Bov Cong <i>Beef Tenderloin 2/3 lbs Ch-off frozen</i>	722.183		1.025.500	16.899.319	23.400	16.479
Lomo 3/4 lbs c/cad Bov Cong <i>Beef Tenderloin 3/4 lbs Ch-on frozen</i>	11.725		16.650	145.412	12.402	8.734
Lomo 3/4 lbs s/cad Bov Cong <i>Beef Tenderloin 3/4 lbs Ch-off frozen</i>	458.091		650.489	11.728.219	25.602	18.030
Lomo 4/5 lbs c/cad Bov Cong <i>Beef Tenderloin 4/5 lbs Ch-on frozen</i>	7.397		10.504	132.814	17.955	12.644
Lomo 4/5 lbs s/cad Bov Cong <i>Beef Tenderloin 4/5 lbs Ch-off frozen</i>	135.597		192.548	3.545.181	26.145	18.412
Lomo Comb Bov Cong <i>Beef Tenderloin Cmb. frozen</i>	520.580		739.224	10.932.326	21.000	14.789
Lomo hasta 2 lbs c/cad Bov Cong <i>Beef Tenderloin up to 2 lbs lbs Ch-on frozen</i>	2.738		3.888	58.867	21.500	15.141
Lomo hasta 2 lbs s/cad Bov Cong <i>Beef Tenderloin up to 2 lbs lbs Ch-off frozen</i>	15.604		22.158	286.194	18.341	12.916
Lomo más 5 lbs s/cad Bov Cong <i>Beef Tenderloin over 5 lbs Ch-off frozen</i>	2.276		3.232	50.475	22.175	15.616
Nalga Bov Cong s/h <i>Beef Inside, bnls frozen</i>	3.864.921		5.488.187	21.935.173	5.675	3.997
Nalga de afuera Bov Cong s/h <i>Beef Outside, bnls frozen</i>	1.613.540		2.291.227	6.445.009	3.994	2.813
Nalga s/t Bov Cong s/h <i>Beef Inside Cap off, bnls frozen</i>	7.440.580		10.565.623	58.331.178	7.840	5.521
Peceto Bov Cong s/h <i>Beef Eye Round, bnls frozen</i>	2.278.298		3.235.183	15.237.580	6.688	4.710
Tapa de cuadril Bov Cong s/h <i>Beef Rump Cap, bnls frozen</i>	895.147		1.271.108	8.358.516	9.338	6.576
Tapa de nalga Bov Cong s/h <i>Beef Inside Cap, bnls frozen</i>	496.209		704.617	1.553.266	3.130	2.204
Tortugueta Bov Cong s/h <i>Beef Heel Muscle, bnls frozen</i>	1.752.876		2.489.083	7.436.697	4.243	2.988
Tras Ctes Nov Cont (Ind Ctes) Cong s/h <i>Std/Com Steer Hindquarter Cuts (spcf), bnls frozen</i>	2.789.835		3.961.566	17.655.287	6.328	4.457
Tras Ctes Nov/Vac Cont (Ind Ctes) Cong s/h <i>Std/Com Steer/Cow Hindquarter Cuts (spcf), bnls frozen</i>	2.504.549		3.556.460	14.350.125	5.730	4.035
Tras Ctes Nov/Vac Manuf (Ind Ctes) Cong s/h <i>Utl Steer/Cow Hindquarter Cuts (spcf), bnls frozen</i>	88.955		138.769	553.889	6.227	3.991
Tras Ctes Ter (Ind Ctes) Cong s/h <i>Veal Hindquarter Cuts (spcf), bnls frozen</i>	12.060		17.125	110.661	9.176	6.462
Tras en bloque 70cl (75vl) Nov Cong s/h <i>Steer Hindquarter Bulk Pack, bnls frozen, 70cl (75vl)</i>	54.391		76.691	228.033	4.192	2.973
Tras en bloque 70cl (75vl) Nov/Vac Cong s/h <i>Steer/Cow Hindquarter Bulk Pack, bnls frozen, 70cl (75vl)</i>	1.660		2.341	3.786	2.280	1.617
Tras en bloque 70cl (75vl) Tor Cong s/h <i>Bull Hindquarter Bulk Pack, bnls frozen, 70cl (75vl)</i>	953		1.343	2.163	2.270	1.610



POR PRODUCTO - EXPORTACIONES TOTALES DEL SECTOR CÁRNICO

BY PRODUCT - TOTAL MEAT EXPORTS

2008

Volumen (peso embarque, peso canal*) e importe FOB
Quantity (shipped weight, carcass weight*) and FOB Value

PRODUCTO / PRODUCT	KGS		KGS		INGRESO PROMEDIO AVERAGE INCOME		
	P. EMBARQUE SHIPPED W.	%	P. CANAL CARCASS W.	DÓLARES DOLLARS	%	USD/TON P. EMB. SHIP. W.	USD/TON P. CANAL CARC. W.
Vacio Bov Cong s/h <i>Beef Flank, bnls frozen</i>	575.791		702.464	2.613.191		4.538	3.720
Rueda 3 Ctes de Cong s/h <i>Beef Round Hindquarter 3 Cuts, bnls frozen</i>	1.921.238		2.728.158	7.676.403		3.996	2.814
••• CANAL, MEDIA CANAL, CUARTO COMPENSADO, CUARTO COMBINADO SIN HUESO <i>BONELESS CARCASS, SIDE, COMPENSATED QUARTERS, COMBINED QUARTERS</i>	14.373.988		21.613.356	52.918.780		3.682	2.448
Comb Del y Tras Ctes Nov Cont (Ind Ctes) Cong s/h <i>Cmb Fore & Hind Cuts (spcf) of Std/Com Steer, bnls frozen</i>	970.607		1.407.380	3.354.065		3.456	2.383
Comb Del y Tras Ctes Nov/Vac Cont (Ind Ctes) Cong <i>Cmb Fore & Hind Cuts (spcf) of Std/Com Steer/Cow, bnls frozen</i>	5.292.141		7.673.604	22.807.397		4.310	2.972
Comb Del y Tras Ctes Nov/Vac Cont/Manuf (Ind Ctes) Cong s/h <i>Cmb Fore & Hind Cuts (spcf) of Std/Com/Util Steer/Cow, bnls frozen</i>	205.724		314.758	596.600		2.900	1.895
Comb Del y Tras Ctes Nov/Vac/Tor Manuf (Ind Ctes) <i>Cmb Fore & Hind Cuts (spcf) of Util Steer/Cow/Bull, bnls frozen</i>	130.074		209.419	570.825		4.388	2.726
Comb Del y Tras Ctes Vac/Tor Manuf (Ind Ctes) Cong <i>Cmb Fore & Hind Cuts (spcf) of Util Cow/Bull, bnls frozen</i>	51.882		83.530	194.509		3.749	2.329
Comp Ctes Nov/Vac Cont (Ind Ctes) Cong s/h <i>Comp Cuts (spcf) of Std/Com Steer/Cow, bnls frozen</i>	64.172		93.049	195.914		3.053	2.105
Comp Ctes Nov/Vac/Tor Cont/Manuf (Ind Ctes) Cong s <i>Comp Cuts (spcf) of Std/Com/Util Steer/Cow/Bull, bnls frozen</i>	4.950		7.574	17.696		3.575	2.337
Comp Ctes Vac Cont (Ind Ctes) Cong s/h <i>Comp Cuts (spcf) of Std/Com Cow, bnls frozen</i>	251.548		364.745	908.260		3.611	2.490
Comp Ctes Vac Cont/Manuf (Ind Ctes) Cong s/h <i>Comp Cuts (spcf) of Std/Com/Util Cow, bnls frozen</i>	168.013		257.060	611.391		3.639	2.378
Comp en bloque 70cl (75vl) Nov/Vac Cong s/h <i>Comp Steer/Cow Bulk Pack, bnls frozen, 70cl (75vl)</i>	1.212.496		1.758.119	3.720.129		3.068	2.116
Comp en bloque 70cl (75vl) Vac Cong s/h <i>Comp Cow Bulk Pack, bnls frozen, 70cl (75vl)</i>	286.161		414.933	980.068		3.425	2.362
Comp en bloque 80cl (85vl) Nov/Vac Cong s/h <i>Comp Steer/Cow Bulk Pack, bnls frozen, 80cl (85vl)</i>	13.002		19.893	46.532		3.579	2.339
Comp en bloque 80cl (85vl) Nov/Vac/Tor Cong s/h <i>Comp Steer/Cow/Bull Bulk Pack, bnls frozen, 80cl (85vl)</i>	2.008.394		3.072.843	6.609.134		3.291	2.151
Comp en bloque 80cl (85vl) Ter Cong s/h <i>Comp Veal Bulk Pack, bnls frozen, 80cl (85vl)</i>	112.795		172.576	624.491		5.537	3.619
Comp en bloque 80cl (85vl) Vac Cong s/h <i>Comp Cow Bulk Pack, bnls frozen, 80cl (85vl)</i>	442.430		676.918	1.591.686		3.598	2.351
Comp en bloque 90cl (95vl) Nov/Vac Cong s/h <i>Comp Steer/Cow Bulk Pack, bnls frozen, 90cl (95vl)</i>	850.762		1.369.726	2.652.384		3.118	1.936
Comp en bloque 90cl (95vl) Nov/Vac/Tor Cong s/h <i>Comp Steer/Cow/Bull Bulk Pack, bnls frozen, 90cl (95vl)</i>	53.966		86.885	176.873		3.277	2.036
Comp en bloque 90cl (95vl) Tor Cong s/h <i>Comp Bull Bulk Pack, bnls frozen, 90cl (95vl)</i>	1.803.260		2.903.249	5.815.911		3.225	2.003



POR PRODUCTO - EXPORTACIONES TOTALES DEL SECTOR CÁRNICO

BY PRODUCT - TOTAL MEAT EXPORTS
2008

Volumen (peso embarque, peso canal*) e importe FOB
Quantity (shipped weight, carcass weight*) and FOB Value

PRODUCTO / PRODUCT	KGS		KGS			INGRESO PROMEDIO AVERAGE INCOME	
	P. EMBARQUE	%	P. CANAL	DÓLARES	%	USD/TON	USD/TON
	SHIPPED W.		CARCASS W.	DOLLARS		P. EMB. SHIP. W.	P. CANAL CARC. W.
Comp en bloque 90cl (95vl) Vac Cong s/h <i>Comp Cow Bulk Pack, bnls frozen, 90cl (95vl)</i>	451.611		727.094	1.444.916		3.199	1.987
OTRAS CARNES SIN HUESO <i>OTHER BONELESS MEATS</i>	5.762.395		8.383.679	21.715.506		3.768	2.590
Carne en Trz Bov Cong s/h <i>Beef Chunks, bnls frozen</i>	3.263.223		4.731.674	12.717.563		3.897	2.688
Carne picada Bov Cong <i>Minced Beef, frozen</i>	566.822		821.892	1.560.617		2.753	1.899
Corcho cuadril Cordon bife Cadena lomo Bov Cong s/ <i>Beef Gl. Accesorius, Striploin Strap, Tenderloin Chain, bnls frozen</i>	29.506		41.899	67.683		2.294	1.615
Entraña fina Bov Cong s/h <i>Beef Thin Skirt, bnls frozen</i>	1.557.576		2.258.485	6.223.822		3.996	2.756
Entraña gruesa Bov Cong s/h <i>Beef Thick Skirt, bnls frozen</i>	137.472		199.334	445.235		3.239	2.234
Intercostal Trz Bov Cong s/h <i>Beef Intercostale Chunks, bnls frozen</i>	207.796		330.395	700.585		3.372	2.120
CARNES CHICAS <i>GENERIC TRIMMINGS</i>	42.572.551		61.730.199	109.285.626		2.567	1.770
Carne tendinosa Bov Cong <i>Beef Tendons Trimmings, frozen</i>	210.897		305.801	107.222		508	351
Recortes 80cl (85vl) Bov Cong <i>Beef Trimmings 80cl (85vl), frozen</i>	41.822.138		60.642.101	108.428.797		2.593	1.788
Recortes 85cl (90vl) Bov Cong <i>Beef Trimmings 85cl (90vl), frozen</i>	27.000		39.150	83.700		3.100	2.138
Recortes 90cl (95vl) Bov Cong <i>Beef Trimmings 90cl (95vl), frozen</i>	380.018		551.027	563.993		1.484	1.024
Recortes grasos hasta 40cl (50vl) Bov Cong <i>Beef Fat Trimmings 40cl (50vl), frozen</i>	132.497		192.121	101.914		769	530
ENFRIADA / CHILLED	34.845.837	7,95	47.199.426	318.617.721	21,54	9.144	6.750
CUARTO O CORTE DEL DELANTERO CON HUESO <i>BONEIN FOREQUARTER OR FOREQUARTER CUT</i>	3.797.325		3.850.488	8.056.439		2.122	2.092
Asado Del Bov Enf c/h <i>Beef Forequarter Rib Plate, bn-in chilled</i>	3.776.539		3.829.411	7.849.303		2.078	2.050
Espinazo Del Bov Enf c/h <i>Beef Rib Set, bn-in chilled</i>	20.786		21.077	207.135		9.965	9.828
CUARTO O CORTE DEL TRASERO CON HUESO <i>BONEIN HINDQUARTER OR HINDQUARTER CUT</i>	331.784		336.429	833.509		2.512	2.478
Espinazo Tras Bov Enf c/h <i>Beef Shortloin, bn-in chilled</i>	18.964		19.230	183.623		9.683	9.549
Pist 8 Cost c/garrón Nov/Vac Cont Enf c/h <i>Std/Com Steer/Cow 8 Rib Pistola Shank on, bn-in chilled</i>	199.000		201.786	439.800		2.210	2.180
Pist 8 Cost s/garrón Nov/Vac Cont Enf c/h <i>Std/Com Steer/Cow 8 Rib Pistola Shank off, bn-in chilled</i>	113.820		115.413	210.086		1.846	1.820
CANAL, MEDIA CANAL, CUARTO COMPENSADO, CUARTO COMBINADO CON HUESO <i>BONEIN CARCASE, SIDE, COMPENSATED QUARTERS, COMBINED QUARTERS</i>	1.284.301		1.302.281	2.812.062		2.190	2.159
Comp Nov/Vac Cont Enf c/h <i>Comp Std/Com Steer/Cow, bn-in chilled</i>	1.073.500		1.088.529	2.411.362		2.246	2.215



POR PRODUCTO - EXPORTACIONES TOTALES DEL SECTOR CÁRNICO

BY PRODUCT - TOTAL MEAT EXPORTS

2008

Volumen (peso embarque, peso canal*) e importe FOB
Quantity (shipped weight, carcass weight*) and FOB Value

PRODUCTO / PRODUCT	KGS		KGS		INGRESO PROMEDIO AVERAGE INCOME		
	P. EMBARQUE SHIPPED W.	%	P. CANAL CARCASS W.	DÓLARES DOLLARS	%	USD/TON P. EMB. SHIP. W.	USD/TON P. CANAL CARC. W.
Comp Vac Cont Enf c/h <i>Comp Std/Com Cow, bn-in chilled</i>	210.801		213.752	400.701		1.901	1.875
OTRAS CARNES CON HUESO <i>OTHER BONEIN MEATS</i>	1.179.141		1.195.649	2.229.713		1.891	1.865
Asado 10/13 Cost Bov Enf c/h <i>Beef Rib Plate 10/13 Rib, bn-in chilled</i>	1.179.141		1.195.649	2.229.713		1.891	1.865
CUARTO O CORTE DEL DELANTERO SIN HUESO <i>BONELESS FOREQUARTER OR FOREQUARTER CUT</i>	3.304.819		4.943.868	30.279.748		9.162	6.125
Aguja Bov Enf s/h <i>Beef Chuck Roll, bnls chilled</i>	73.752		109.890	304.531		4.129	2.771
Asado Del Bov Enf s/h <i>Beef Rib Plate, bnls chilled</i>	73		117	318		4.326	2.721
Bife ancho c/t Bov Enf s/h <i>Beef Spencer Roll, bnls chilled</i>	16.527		24.625	241.698		14.624	9.815
Bife ancho Prcion Ctrl Bov Enf s/h <i>Beef Spencer Roll Ctrlld Slices, bnls chilled</i>	10.967		16.340	179.852		16.400	11.007
Bife ancho s/t Bov Enf s/h <i>Beef Cube Roll, bnls chilled</i>	1.850.963		2.757.935	23.641.678		12.773	8.572
Brazuelo Bov Enf s/h <i>Beef Shin, bnls chilled</i>	3.300		4.916	11.101		3.364	2.258
Carnaza de paleta Bov Enf s/h <i>Beef Sholder Clod, bnls chilled</i>	2.171		3.235	8.684		4.000	2.685
Cogote Bov Enf s/h <i>Beef Neck, bnls chilled</i>	13.832		20.610	50.790		3.672	2.464
Cogote, aguja y paleta Bov Enf s/h <i>Beef Chuck and Blade, bnls chilled</i>	77.008		114.743	262.580		3.410	2.288
Del Ctes Nov Cont (Ind Ctes) Enf s/h <i>Std/Com Steer Forequarter Cuts (spcf), bnls chilled</i>	255.720		386.137	930.572		3.639	2.410
Del Ctes Nov/Vac Cont (Ind Ctes) Enf s/h <i>Std/Com Steer/Cow Forequarter Cuts (spcf), bnls chilled</i>	656.927		991.960	3.163.722		4.816	3.189
Del en bloque 70cl (75vl) Nov/Vac Enf s/h <i>Steer/Cow Forequarter Bulk Pack, bnls chilled, 70cl (75vl)</i>	38.135		57.584	139.131		3.648	2.416
Del en bloque 90cl (95vl) Nov Enf s/h <i>Steer Forequarter Bulk Pack, bnls chilled, 90cl (95vl)</i>	3.695		6.170	10.740		2.907	1.741
Marucha Bov Enf s/h <i>Beef Blade Oyster, bnls chilled</i>	6.071		9.045	20.233		3.333	2.237
Paleta Bov Enf s/h <i>Beef Shoulder Clod, bnls chilled</i>	34.134		50.859	115.766		3.392	2.276
Pecho Bov Enf s/h <i>Beef Brisket, bnls chilled</i>	260.007		387.410	1.186.674		4.564	3.063
Tierno de paleta Bov Enf s/h <i>Beef Petit Tender, bnls chilled</i>	1.537		2.290	11.678		7.598	5.099
CUARTO O CORTE DEL TRASERO SIN HUESO <i>BONELESS HINDQUARTER OR HINDQUARTER CUT</i>	19.497.944		27.658.508	235.451.774		12.076	8.513
Bife angosto c/cor Bov Enf s/h <i>Beef Striploin Strap on, bnls chilled</i>	1.626.292		2.309.334	18.054.415		11.102	7.818
Bife angosto s/cor Bov Enf s/h <i>Beef Striploin Strap off, bnls chilled</i>	465.621		661.182	5.838.868		12.540	8.831



POR PRODUCTO - EXPORTACIONES TOTALES DEL SECTOR CÁRNICO

BY PRODUCT - TOTAL MEAT EXPORTS
2008

Volumen (peso embarque, peso canal*) e importe FOB
Quantity (shipped weight, carcass weight*) and FOB Value

PRODUCTO / PRODUCT	KGS		KGS		INGRESO PROMEDIO AVERAGE INCOME		
	P. EMBARQUE SHIPPED W.	%	P. CANAL CARCASS W.	DÓLARES DOLLARS	%	USD/TON P. EMB. SHIP. W.	USD/TON P. CANAL CARC. W.
Bife angosto, lomo y cuadril Bov Enf s/h <i>Beef Rump & Loins, bnls chilled</i>	7.197.056		10.219.819	113.540.756		15.776	11.110
Bife chico de vacío Bov Enf s/h <i>Beef Flank Steak, bnls chilled</i>	4.220		5.148	27.101		6.422	5.264
Bife grande de vacío (Bavette) Bov Enf s/h <i>Beef Flap, bnls chilled</i>	13.647		16.649	65.962		4.833	3.962
Bifes de vacío (chico y grande) Bov Enf s/h <i>Beef Flap & Flank Steaks Cmb, bnls chilled</i>	498		607	2.936		5.901	4.837
Bola de lomo Bov Enf s/h <i>Beef Knuckle, bnls chilled</i>	1.546.276		2.195.713	7.174.765		4.640	3.268
Colita de cuadril Bov Enf s/h <i>Beef Tri-Tip, bnls chilled</i>	60.588		86.036	277.820		4.585	3.229
Cuadrada Bov Enf s/h <i>Beef Flat, bnls chilled</i>	651.246		924.769	2.685.475		4.124	2.904
Cuadril c/colita Bov Enf s/h <i>Beef Rump Tail on, bnls chilled</i>	18.245		25.908	116.691		6.396	4.504
Cuadril Bov Enf s/h <i>Beef Rump, bnls chilled</i>	248.438		352.781	1.594.333		6.417	4.519
Cuadril s/t Bov Enf s/h <i>Beef Rump Cap off, bnls chilled</i>	1.185.690		1.683.680	9.701.009		8.182	5.762
Garrón Bov Enf s/h <i>Beef Shank, bnls chilled</i>	8.375		11.893	26.884		3.210	2.261
Lomo (Trz) centro Bov Enf <i>Beef Tenderloin (pieces) Center, chilled</i>	15.727		22.332	354.505		22.542	15.874
Lomo 2/3 lbs s/cad Bov Enf <i>Beef Tenderloin 2/3 lbs Ch-off chilled</i>	15.872		22.538	468.195		29.498	20.773
Lomo 3/4 lbs c/cad Bov Enf <i>Beef Tenderloin 3/4 lbs Ch-on chilled</i>	6.474		9.193	200.694		31.000	21.831
Lomo 3/4 lbs s/cad Bov Enf <i>Beef Tenderloin 3/4 lbs Ch-off chilled</i>	443.315		629.507	12.069.032		27.224	19.172
Lomo 4/5 lbs c/cad Bov Enf <i>Beef Tenderloin 4/5 lbs Ch-on chilled</i>	29.410		41.762	684.857		23.287	16.399
Lomo 4/5 lbs s/cad Bov Enf <i>Beef Tenderloin 4/5 lbs Ch-off chilled</i>	170.119		241.569	4.633.065		27.234	19.179
Lomo Comb Bov Enf <i>Beef Tenderloin Cmb. chilled</i>	206.245		292.868	5.393.369		26.150	18.416
Lomo más 5 lbs c/cad Bov Enf <i>Beef Tenderloin over 5 lbs Ch-on chilled</i>	13.955		19.816	354.377		25.395	17.884
Nalga Bov Enf s/h <i>Beef Inside, bnls chilled</i>	68.262		96.932	406.213		5.951	4.191
Nalga de afuera Bov Enf s/h <i>Beef Outside, bnls chilled</i>	9.421		13.378	35.726		3.792	2.670
Nalga s/t Bov Enf s/h <i>Beef Inside Cap off, bnls chilled</i>	96.742		137.373	881.865		9.116	6.419
Peceto Bov Enf s/h <i>Beef Eye Round, bnls chilled</i>	55.188		78.367	345.157		6.254	4.404
Tapa de cuadril Bov Enf s/h <i>Beef Rump Cap, bnls chilled</i>	1.711.604		2.430.477	15.839.657		9.254	6.517



POR PRODUCTO - EXPORTACIONES TOTALES DEL SECTOR CÁRNICO

BY PRODUCT - TOTAL MEAT EXPORTS

2008

Volumen (peso embarque, peso canal*) e importe FOB
Quantity (shipped weight, carcass weight*) and FOB Value

PRODUCTO / PRODUCT	KGS		KGS			INGRESO PROMEDIO AVERAGE INCOME	
	P. EMBARQUE SHIPPED W.	%	P. CANAL CARCASS W.	DÓLARES DOLLARS	%	USD/TON P. EMB. SHIP. W.	USD/TON P. CANAL CARC. W.
Tortugueta Bov Enf s/h <i>Beef Heel Muscle, bnls chilled</i>	13.277		18.853	56.515		4.257	2.998
Tras Ctes Nov Cont (Ind Ctes) Enf s/h <i>Std/Com Steer Hindquarter Cuts (spcf), bnls chilled</i>	1.868.446		2.653.193	17.145.078		9.176	6.462
Tras Ctes Nov/Vac Cont (Ind Ctes) Enf s/h <i>Std/Com Steer/Cow Hindquarter Cuts (spcf), bnls chilled</i>	1.577.243		2.239.685	16.732.190		10.609	7.471
Tras Ctes Ter (Ind Ctes) Enf s/h <i>Veal Hindquarter Cuts (spcf), bnls chilled</i>	45.852		65.110	349.755		7.628	5.372
Tras en bloque 95cl (100vl) Vaq Enf s/h <i>Heifer Hindquarter Bulk Pack, bnls chilled, 95cl (100vl)</i>	61		95	732		12.000	7.692
Vacio Bov Enf s/h <i>Beef Flank, bnls chilled</i>	124.540		151.939	393.778		3.162	2.592
•••• CANAL, MEDIA CANAL, CUARTO COMPENSADO, CUARTO COMBINADO SIN HUESO <i>BONELESS CARCASS, SIDE, COMPENSATED QUARTERS, COMBINED QUARTERS</i>	5.445.946		7.905.608	38.934.984		7.149	4.925
Comb Del y Tras Ctes Nov Cont (Ind Ctes) Enf s/h <i>Cmb Fore & Hind Cuts (spcf) of Std/Com Steer, bnls chilled</i>	1.880.146		2.726.212	9.436.506		5.019	3.461
Comb Del y Tras Ctes Nov/Vac Cont (Ind Ctes) Enf s <i>Cmb Fore & Hind Cuts (spcf) of Std/Com Steer/Cow, bnls chilled</i>	3.453.464		5.007.522	29.029.557		8.406	5.797
Comb Del y Tras Ctes Nov/Vac Cont/Manuf (Ind Ctes) <i>Cmb Fore & Hind Cuts (spcf) of Std/Com/Util Steer/Cow, bnls chilled</i>	112.336		171.874	468.920		4.174	2.728
•••• OTRAS CARNES SIN HUESO <i>OTHER BONELESS MEATS</i>	4.405		6.345	18.882		4.286	2.976
Corcho cuadril Cordon bife Cadena lomo Bov Enf s/h <i>Beef Gluteus Accesorius, Striploin Strap, Tenderloin Chain, bnls chilled</i>	59		84	360		6.052	4.262
Entraña fina Bov Enf s/h <i>Beef Thin Skirt, bnls chilled</i>	4.170		6.047	17.651		4.233	2.919
Matambre Bov Enf s/h <i>Beef Rose Meat, bnls chilled</i>	175		214	871		4.969	4.073
•••• CARNES CHICAS <i>GENERIC TRIMMINGS</i>	173		251	610		3.526	2.432
Recortes 90cl (95vl) Bov Enf <i>Beef Trimmings 90cl (95vl), chilled</i>	173		251	610		3.526	2.432
•• PRODUCTO CÁRNICO BOVINO / BEEF PRODUCT	7.000.575	1,60	18.636.881	27.733.430	1,87	3.962	1.488
••• CONGELADO / FROZEN	1.550.224	0,35	2.257.068	4.303.890	0,29	2.776	1.907
•••• GENERICO <i>GENERIC</i>	1.390.495		2.016.218	3.846.379		2.766	1.908
Hamburguesa Bov Cong <i>Beef Patty, frozen</i>	1.382.669		2.004.870	3.832.599		2.772	1.912
Albóndiga Bov Cong <i>Beef Meatball, frozen</i>	7.826		11.348	13.780		1.761	1.214
•••• CUARTO O CORTE DEL DELANTERO SIN HUESO <i>BONELESS FOREQUARTER OR FOREQUARTER CUT</i>	155.946		235.478	423.653		2.717	1.799
Del Incpl Bov s/h c/especies Cong <i>Incpl Beef Forequarter, bnls w/spices, frozen</i>	155.946		235.478	423.653		2.717	1.799



POR PRODUCTO - EXPORTACIONES TOTALES DEL SECTOR CÁRNICO

BY PRODUCT - TOTAL MEAT EXPORTS
2008

Volumen (peso embarque, peso canal*) e importe FOB
Quantity (shipped weight, carcass weight*) and FOB Value

PRODUCTO / PRODUCT	KGS		KGS			INGRESO PROMEDIO AVERAGE INCOME	
	P. EMBARQUE SHIPPED W.	%	P. CANAL CARCASS W.	DÓLARES DOLLARS	%	USD/TON P. EMB. SHIP. W.	USD/TON P. CANAL CARC. W.
•••• CUARTO O CORTE DEL TRASERO SIN HUESO <i>BONELESS HINDQUARTER OR HINDQUARTER CUT</i>	3.783		5.372	33.858		8.950	6.303
Peceto Bov c/especias Cong <i>Beef Eye round w/spices, frozen</i>	3.783		5.372	33.858		8.950	6.303
••• CONSERVA / PRESERVE	4.027.135	0,92	11.629.123	10.991.892	0,74	2.729	945
•••• GENERICO <i>GENERIC</i>	4.027.135		11.629.123	10.991.892		2.729	945
Carne Bov molida en lata <i>Ground Beef, canned</i>	311.136		777.840	308.262		991	396
Carne Pasteurizada Bov picada <i>Beef Mince, Pasteurized</i>	4.194		10.485	13.526		3.225	1.290
Corned beef 1ra. USA 24/12 oz <i>Corned beef 1st. USA 24/12 oz</i>	187.713		550.373	442.344		2.356	804
Corned beef 1ra. USA 6/6 lbs <i>Corned beef 1st. USA 6/6 lbs</i>	243.141		712.891	722.054		2.970	1.013
Corned beef Cont 24/12 oz <i>Corned beef Cont 24/12 oz</i>	40.604		119.051	117.170		2.886	984
Corned beef Cont 4/10 lbs <i>Corned beef Cont 4/10 lbs</i>	1.515.138		4.442.385	5.079.757		3.353	1.143
Corned beef Cont 4/14 lbs <i>Corned beef Cont 4/14 lbs</i>	1.102.452		3.232.389	2.782.457		2.524	861
Corned beef Cont 6/6 lbs <i>Corned beef Cont 6/6 lbs</i>	117.576		344.733	270.076		2.297	783
Corned beef Terceros países 24/12 oz <i>Corned beef 3rd countries 24/12 oz</i>	220.402		646.217	487.740		2.213	755
Corned beef Terceros países 6/6 lbs <i>Corned beef 3rd countries 6/6 lbs</i>	247.488		725.635	647.394		2.616	892
Roast beef en lata <i>Roast Beef, canned</i>	37.291		67.124	121.114		3.248	1.804
••• HUMEDAD CONTROLADA / CONTROLLED MOISTURE	657.659	0,15	2.836.797	8.005.644	0,54	12.173	2.822
•••• GENERICO <i>GENERIC</i>	657.659		2.836.797	8.005.644		12.173	2.822
Beef Jerky <i>Beef Jerky</i>	297.624		1.581.873	3.625.625		12.182	2.292
Bresaola <i>Bresaola</i>	57.020		156.806	802.166		14.068	5.116
Dried Beef <i>Dried Beef</i>	103.247		548.758	2.019.915		19.564	3.681
Tasajo <i>Salted Cured Dry Meat</i>	199.767		549.359	1.557.937		7.799	2.836
••• COCIDO-CONGELADO / COOKED-FROZEN	765.557	0,17	1.913.893	4.432.005	0,30	5.789	2.316
•••• GENERICO <i>GENERIC</i>	765.557		1.913.893	4.432.005		5.789	2.316
Carne Bov Coc-Cong Ctes (Ind Ctes) <i>BEEF CUTS cooked-frozen</i>	351.982		879.954	2.313.822		6.574	2.629
Carne Bov Coc-Cong Trz <i>Beef Chunks, Cooked-Frozen</i>	413.576		1.033.939	2.118.182		5.122	2.049



POR PRODUCTO - EXPORTACIONES TOTALES DEL SECTOR CÁRNICO

BY PRODUCT - TOTAL MEAT EXPORTS
2008Volumen (peso embarque, peso canal*) e importe FOB
Quantity (shipped weight, carcass weight*) and FOB Value

PRODUCTO / PRODUCT	KGS		KGS			INGRESO PROMEDIO AVERAGE INCOME	
	P. EMBARQUE SHIPPED W.	%	P. CANAL CARCASS W.	DÓLARES DOLLARS	%	USD/TON P. EMB. SHIP. W.	USD/TON P. CANAL CARC. W.
• CARNE OVINA / OVINE MEAT	18.530.811	4,23	24.730.288	70.724.081	4,78	3.817	2.860
•• REFRIGERADA / REFRIGERATED	18.530.108	4,23	24.730.288	70.715.302	4,78	3.816	2.859
••• CONGELADA / FROZEN	18.014.657	4,11	24.149.970	69.251.283	4,68	3.844	2.868
•••• CUARTO O CORTE DEL DELANTERO CON HUESO BONEIN FOREQUARTER OR FOREQUARTER CUT	7.034.647		7.330.102	16.106.991		2.290	2.197
Asado Del Ov Cong c/h Ov. Forequarter Rib Plate, bn-in frozen	3.079.531		3.208.871	5.264.915		1.710	1.641
Brazuelo Ov Cong c/h Ov. Foreshank, bn-in frozen	11.693		12.184	20.225		1.730	1.660
Cogote Ov Cong c/h Ov. Neck, bn-in frozen	278.946		290.661	435.311		1.561	1.498
Del Ov Cong c/h Ov. Forequarter, bn-in frozen	62.518		65.144	158.472		2.535	2.433
French Rack Corto Ov Cong c/h Ov. Short Frenched Rack, bn-in frozen	256.532		267.307	1.344.515		5.241	5.030
Paleta Ov Cong c/h Ov. Shoulder, bn-in frozen	3.345.427		3.485.935	8.883.551		2.655	2.548
•••• CUARTO O CORTE DEL TRASERO CON HUESO BONEIN HINDQUARTER OR HINDQUARTER CUT	1.268.381		1.321.653	7.347.088		5.792	5.559
Espinazo Ov Cong c/h Ov. Loin, bn-in frozen	130.049		135.511	581.720		4.473	4.293
French rack Ov Cong c/h Ov. Frenched Rack, bn-in frozen	404.386		421.371	3.921.159		9.697	9.306
Garrón Ov Cong c/h Ov. Hindshank, bn-in frozen	9.696		10.104	14.466		1.492	1.432
Pierna de borrego Cong c/h Leg of Hogget, bn-in frozen	64.169		66.864	162.267		2.529	2.427
Pierna de capón y oveja Cong c/h Leg of Mutton, bn-in frozen	351.109		365.856	1.482.418		4.222	4.052
Pierna de cordero Cong c/h Leg of Lamb, bn-in frozen	275.075		286.628	1.023.936		3.722	3.572
Pierna Ov s/cuadril y s/garrón Cong c/h Ov. Leg Chump off Shank off, bn-in frozen	33.897		35.321	161.122		4.753	4.562
•••• CANAL, MEDIA CANAL, CUARTO COMPENSADO, CUARTO COMBINADO CON HUESO BONEIN CARCASS, SIDE, COMPENSATED QUARTERS, COMBINED QUARTERS	4.740.559		4.939.662	13.033.730		2.749	2.639
Canal Borr/Cap 18/30 kg Cong c/h Hogget/Mutton Carcass 18/30 kg, bn-in frozen	150.309		156.622	353.226		2.350	2.255
Canal Cap 16/30 kg Cong c/h Mutton Carcass 16/30 kg, bn-in frozen	48.753		50.801	118.209		2.425	2.327
Canal Cord 04/14 kg Cong c/h Lamb Carcass 04/14 kg, bn-in frozen	570.424		594.381	1.590.740		2.789	2.676
Canal Cord/Borr 12/20 kg Cong c/h Lamb/Hogget Carcass 12/20 kg, bn-in frozen	1.295.327		1.349.731	3.691.041		2.850	2.735
Canal Ov 13/18 kg Cong c/h Ov. Carcass 13/18 kg, bn-in frozen	164.095		170.987	475.599		2.898	2.781



POR PRODUCTO - EXPORTACIONES TOTALES DEL SECTOR CÁRNICO

BY PRODUCT - TOTAL MEAT EXPORTS
2008

Volumen (peso embarque, peso canal*) e importe FOB
Quantity (shipped weight, carcass weight*) and FOB Value

PRODUCTO / PRODUCT	KGS		KGS		INGRESO PROMEDIO AVERAGE INCOME	
	P. EMBARQUE SHIPPED W.	%	P. CANAL CARCASS W.	DÓLARES DOLLARS	USD/TON P. EMB. SHIP. W.	USD/TON P. CANAL CARC. W.
Canal Ov 18/30 kg Cong c/h <i>Ov. Carcase 18/30 kg, bn-in frozen</i>	29.018		30.237	82.139	2.831	2.717
Canal Ov Ctes (Ind Ctes) Cong c/h <i>Ov. Carcase Cuts (spcf), bn-in frozen</i>	1.637.497		1.706.272	4.726.866	2.887	2.770
Media canal Cord Ctes (Ind Ctes) Cong c/h <i>Lamb Side Cuts (spcf), bn-in frozen</i>	157.484		164.098	431.653	2.741	2.630
Media canal Ov Ctes (Espinazo, Asado, Pierna, Pale <i>Ov. Side Cuts (Loin, Rib Plate, Leg, Shoulder), bn-in frozen</i>	666.141		694.119	1.478.742	2.220	2.130
Media canal Ov Ctes (Ind Ctes) Cong c/h <i>Ov. Side Cuts (spcf), bn-in frozen</i>	21.511		22.414	85.514	3.975	3.815
•••• CUARTO O CORTE DEL DELANTERO SIN HUESO <i>BONELESS FOREQUARTER OR FOREQUARTER CUT</i>	189.704		402.930	674.422	3.555	1.674
Del Ctes Ov (Ind Ctes) Cong s/h <i>Ov. Forequarter Cuts (spcf), bnls frozen</i>	19.685		41.811	78.666	3.996	1.881
Del en bloque Ov Cong s/h <i>Ov. Forequarter Bulk Pack, bnls frozen</i>	165.014		350.489	575.237	3.486	1.641
Paleta Ov Cong s/h <i>Ov. Shoulder, bnls frozen</i>	5.005		10.630	20.520	4.100	1.930
•••• CUARTO O CORTE DEL TRASERO SIN HUESO <i>BONELESS HINDQUARTER OR HINDQUARTER CUT</i>	3.990.916		8.476.705	29.750.043	7.454	3.510
Bife Ov Cong s/h <i>Ov. Backstrap, bnls frozen</i>	244.055		518.374	3.460.577	14.179	6.676
Cuadril Ov Cong s/h <i>Ov. Chump, bnls frozen</i>	111.081		235.935	560.167	5.043	2.374
Garrón Ov Cong s/h <i>Ov. Shank, bnls frozen</i>	201.566		428.126	697.553	3.461	1.629
Lomo Ov Cong <i>Ov. Tenderloin, frozen</i>	107.756		228.874	1.543.986	14.328	6.746
Pierna Ov c/cuadril y c/garrón Cong s/h <i>Ov. Leg Chump on Shank on, bnls frozen</i>	2.964.088		6.295.722	19.728.160	6.656	3.134
Tapa de bife Ov Cong s/h <i>Ov. Cap of Rack, bnls frozen</i>	121.305		257.651	164.013	1.352	637
Tras Ctes Ov (Ind Ctes) Cong s/h <i>Ov. Hindquarter Cuts (spcf), bnls frozen</i>	241.065		512.023	3.595.587	14.915	7.022
•••• CANAL, MEDIA CANAL, CUARTO COMPENSADO, CUARTO COMBINADO SIN HUESO <i>BONELESS CARCASS, SIDE, COMPENSATED QUARTERS, COMBINED QUARTERS</i>	261.489		555.403	1.528.202	5.844	2.752
Canal Ov Cpl en bloque Cong s/h <i>Ov. Whole Carcase Bulk Pack, bnls frozen</i>	51.982		110.410	117.881	2.268	1.068
Canal Ov Ctes (Ind Ctes) Cong s/h <i>Ov. Carcase Cuts (spcf), bnls frozen</i>	15.889		33.748	65.685	4.134	1.946
Canal Ov Incpl en bloque Cong s/h <i>Ov. Incpl Carcase Bulk Pack, bnls frozen</i>	193.618		411.245	1.344.636	6.945	3.270
•••• CARNES CHICAS <i>GENERIC TRIMMINGS</i>	528.962		1.123.515	810.806	1.533	722
Recortes Ov Cong <i>Ov. Trimmings, frozen</i>	528.962		1.123.515	810.806	1.533	722



POR PRODUCTO - EXPORTACIONES TOTALES DEL SECTOR CÁRNICO

BY PRODUCT - TOTAL MEAT EXPORTS
2008Volumen (peso embarque, peso canal*) e importe FOB
Quantity (shipped weight, carcass weight*) and FOB Value

PRODUCTO / PRODUCT	KGS		KGS			INGRESO PROMEDIO AVERAGE INCOME	
	P. EMBARQUE SHIPPED W.	%	P. CANAL CARCASS W.	DÓLARES DOLLARS	%	USD/TON P. EMB. SHIP. W.	USD/TON P. CANAL CARC. W.
••• ENFRIADA / CHILLED	515.452	0,12	580.317	1.464.019	0,10	2.840	2.523
•••• CANAL, MEDIA CANAL, CUARTO COMPENSADO, CUARTO COMBINADO CON HUESO <i>BONEIN CARCASS, SIDE, COMPENSATED QUARTERS, COMBINED QUARTERS</i>	470.294		484.403	1.142.524		2.429	2.359
Canal Ov 18/30 kg Enf c/h <i>Ov. Carcass 18/30 kg, bn-in chilled</i>	470.294		484.403	1.142.524		2.429	2.359
•••• CUARTO O CORTE DEL TRASERO SIN HUESO <i>BONELESS HINDQUARTER OR HINDQUARTER CUT</i>	44.524		94.568	316.353		7.105	3.345
Bife Ov Enf s/h <i>Ov. Backstrap, bnls chilled</i>	970		2.060	11.834		12.200	5.744
Lomo Ov Enf <i>Ov. Tenderloin, chilled</i>	550		1.168	6.710		12.200	5.744
Pierna Ov c/cuadril y c/garrón Enf s/h <i>Ov. Leg Chump on Shank on, bnls chilled</i>	40.827		86.715	280.761		6.877	3.238
Pierna, Bife Angosto, Lomo Ov Enf s/h <i>Ov. Leg, Backstrap, Tenderloin, bnls chilled</i>	2.177		4.624	17.048		7.831	3.687
•••• CANAL, MEDIA CANAL, CUARTO COMPENSADO, CUARTO COMBINADO SIN HUESO <i>BONELESS CARCASS, SIDE, COMPENSATED QUARTERS, COMBINED QUARTERS</i>	634		1.347	5.142		8.111	3.819
Canal Ov Ctes (Ind Ctes) Enf s/h <i>Ov. Carcass Cuts (spcf), bnls chilled</i>	634		1.347	5.142		8.111	3.819
•• PRODUCTO CÁRNICO OVINO / OVINE MEAT PRODUCT	703	(.)		8.780	(.)	12.497	
••• COCIDO-CONGELADO / COOKED-FROZEN	703	(.)		8.780	(.)	12.497	
•••• GENERICO <i>GENERIC</i>	703			8.780		12.497	
Carne Ov Coc-Cong compactada <i>Ov. Meat, Cooked-Frozen, compacted</i>	591			7.736		13.100	
Carne Ov Coc-Cong Ctes (Ind Ctes) <i>Ov. Cuts (spcf), Cooked-Frozen</i>	112			1.043		9.315	
• CARNE EQUINA / HORSE MEAT	6.178.546	1,41	9.360.497	20.852.971	1,41	3.375	2.228
•• REFRIGERADA / REFRIGERATED	6.178.546	1,41	9.360.497	20.852.971	1,41	3.375	2.228
••• CONGELADA / FROZEN	3.809.195	0,87	5.770.930	10.162.944	0,69	2.668	1.761
•••• CUARTO O CORTE DEL DELANTERO SIN HUESO <i>BONELESS FOREQUARTER OR FOREQUARTER CUT</i>	3.052.060		4.623.870	7.878.748		2.581	1.704
Asado Equ Cong s/h <i>Horse Rib Plate, bnls frozen</i>	716.900		1.086.104	1.767.843		2.466	1.628
Del Equ c/vacio en bloque Cong s/h <i>Horse Forequarter Flank on, Bulk Pack, bnls frozen</i>	735.125		1.113.714	2.212.884		3.010	1.987
Del Equ Ctes (Ind Ctes) Cong s/h <i>Horse Forequarter Cuts (spcf), bnls frozen</i>	1.600.035		2.424.053	3.898.022		2.436	1.608
•••• CUARTO O CORTE DEL TRASERO SIN HUESO <i>BONELESS HINDQUARTER OR HINDQUARTER CUT</i>	175.886		266.468	639.744		3.637	2.401
Tras Equ Ctes (Ind Ctes) Cong s/h <i>Horse Hindquarter Cuts (spcf), bn-in frozen</i>	100.883		152.838	370.984		3.677	2.427
Tras Equ Incpl en bloque Cong s/h <i>Horse Hindquarter, Incpl, Bulk Pack, bn-in frozen</i>	75.003		113.630	268.760		3.583	2.365



POR PRODUCTO - EXPORTACIONES TOTALES DEL SECTOR CÁRNICO

BY PRODUCT - TOTAL MEAT EXPORTS
2008

Volumen (peso embarque, peso canal*) e importe FOB
Quantity (shipped weight, carcass weight*) and FOB Value

PRODUCTO / PRODUCT	KGS		KGS			INGRESO PROMEDIO AVERAGE INCOME	
	P. EMBARQUE SHIPPED W.	%	P. CANAL CARCASS W.	DÓLARES DOLLARS	%	USD/TON P. EMB. SHIP. W.	USD/TON P. CANAL CARC. W.
**** CANAL, MEDIA CANAL, CUARTO COMPENSADO, CUARTO COMBINADO SIN HUESO <i>BONELESS CARCASS, SIDE, COMPENSATED QUARTERS, COMBINED QUARTERS</i>	535.524		811.318	1.517.699		2.834	1.871
Comb Del y Tras Ctes Equ (Ind Ctes) Cong s/h <i>Horse Cmb Fore & Hindquarter Cuts (spcf), bnls frozen</i>	435.524		659.818	1.163.949		2.673	1.764
Comb Del y Tras en bloque Equ Cong s/h <i>Horse Cmb Fore & Hindquarters Bulk Pack, bnls frozen</i>	100.000		151.500	353.750		3.538	2.335
**** CARNES CHICAS <i>GENERIC TRIMMINGS</i>	45.725		69.273	126.753		2.772	1.830
Recortes Equ Cong s/h <i>Horse Trimmings, bnls frozen</i>	45.725		69.273	126.753		2.772	1.830
*** ENFRIADA / CHILLED	2.369.352	0,54	3.589.568	10.690.027	0,72	4.512	2.978
**** CUARTO O CORTE DEL TRASERO SIN HUESO <i>BONELESS HINDQUARTER OR HINDQUARTER CUT</i>	22.187		33.613	81.441		3.671	2.423
Nalga Equ Enf s/h <i>Horse Topside, bnls chilled</i>	939		1.423	2.827		3.010	1.987
Tras Equ Ctes (Ind Ctes) Enf s/h <i>Horse Hindquarter Cuts (spcf), bnls chilled</i>	21.248		32.190	78.614		3.700	2.442
**** CANAL, MEDIA CANAL, CUARTO COMPENSADO, CUARTO COMBINADO SIN HUESO <i>BONELESS CARCASS, SIDE, COMPENSATED QUARTERS, COMBINED QUARTERS</i>	2.347.165		3.555.954	10.608.585		4.520	2.983
Comb Del y Tras Ctes Equ (Ind Ctes) Enf s/h <i>Horse Cmb Fore & Hindquarter Cuts (spcf), bnls chilled</i>	2.347.165		3.555.954	10.608.585		4.520	2.983
• CARNE PORCINA / PORK	54.662	0,01	54.462	127.816	0,01	2.338	2.347
** REFRIGERADA / REFRIGERATED	54.462	0,01	54.462	124.456	0,01	2.285	2.285
*** CONGELADA / FROZEN	54.462	0,01	54.462	124.456	0,01	2.285	2.285
**** CANAL, MEDIA CANAL, CUARTO COMPENSADO, CUARTO COMBINADO CON HUESO <i>BONEIN CARCASS, SIDE, COMPENSATED QUARTERS, COMBINED QUARTERS</i>	51.051		51.051	114.943		2.252	2.252
Comb Del y Tras Ctes Por (Ind Ctes) Cong c/h <i>Pork Cmb Fore & Hinquarter Cuts (spcf), bn-in frozen</i>	3.051		3.051	11.743		3.849	3.849
Media canal cerdo Cong c/h <i>Pork Side, bn-in frozen</i>	48.000		48.000	103.200		2.150	2.150
**** CANAL, MEDIA CANAL, CUARTO COMPENSADO, CUARTO COMBINADO SIN HUESO <i>BONELESS CARCASS, SIDE, COMPENSATED QUARTERS, COMBINED QUARTERS</i>	3.411		3.411	9.513		2.789	2.789
Comb Del y Tras Ctes Por (Ind Ctes) Cong s/h <i>Pork Cmb Fore & Hinquarter Cuts (spcf), bnls frozen</i>	3.411		3.411	9.513		2.789	2.789
** PRODUCTO CÁRNICO PORCINO / PORK PRODUCT	200	(.)		3.360	(.)	16.800	
*** HUMEDAD CONTROLADA / CONTROLLED MOISTURE	200	(.)		3.360	(.)	16.800	
**** GENERICO <i>GENERIC</i>	200			3.360		16.800	
Jamón crudo <i>Raw Ham</i>	200			3.360		16.800	



POR PRODUCTO - EXPORTACIONES TOTALES DEL SECTOR CÁRNICO

BY PRODUCT - TOTAL MEAT EXPORTS

2008

Volumen (peso embarque, peso canal*) e importe FOB
Quantity (shipped weight, carcass weight*) and FOB Value

PRODUCTO / PRODUCT	KGS		KGS			INGRESO PROMEDIO AVERAGE INCOME	
	P. EMBARQUE SHIPPED W.	%	P. CANAL CARCASS W.	DÓLARES DOLLARS	%	USD/TON P. EMB. SHIP. W.	USD/TON P. CANAL CARC. W.
• CARNE DE AVE / POULTRY MEAT	5.072.870	1,16	5.072.870	7.857.891	0,53	1.549	1.549
•• REFRIGERADA / REFRIGERATED	5.072.870	1,16	5.072.870	7.857.891	0,53	1.549	1.549
••• CONGELADA / FROZEN	5.072.870	1,16	5.072.870	7.857.891	0,53	1.549	1.549
•••• CUARTO O CORTE DEL DELANTERO CON HUESO BONEIN FOREQUARTER OR FOREQUARTER CUT	86.820		86.820	79.458		915	915
Alas con cogote de ave Cong c/h Poultry Wings w/Upper Back & Neck, bn-in frozen	86.820		86.820	79.458		915	915
•••• CUARTO O CORTE DEL TRASERO CON HUESO BONEIN HINDQUARTER OR HINDQUARTER CUT	176.000		176.000	159.315		905	905
Pata de pollo s/piel Cong c/h Chicken Drumstick w/out Skin, bn-in frozen	176.000		176.000	159.315		905	905
•••• CANAL, MEDIA CANAL, CUARTO COMPENSADO, CUARTO COMBINADO CON HUESO BONEIN CARCASS, SIDE, COMPENSATED QUARTERS, COMBINED QUARTERS	4.810.050		4.810.050	7.619.119		1.584	1.584
Gallina entera c/menudos Cong c/h Whole Hen w/giblets, bn-in frozen	79.345		79.345	72.997		920	920
Gallina entera Grado A Cong c/h Whole Hen A Grade, bn-in frozen	517.237		517.237	520.863		1.007	1.007
Pollo entero Grado A Cong c/h Whole Chicken A Grade, bn-in frozen	4.213.468		4.213.468	7.025.258		1.667	1.667
• CARNE DE ANIMALES DE CAZA MENOR / SMALL GAME MEAT	245.469	0,06	245.469	1.973.191	0,13	8.038	8.038
•• REFRIGERADA / REFRIGERATED	245.469	0,06	245.469	1.973.191	0,13	8.038	8.038
••• CONGELADA / FROZEN	245.469	0,06	245.469	1.973.191	0,13	8.038	8.038
•••• CANAL, MEDIA CANAL, CUARTO COMPENSADO, CUARTO COMBINADO CON HUESO BONEIN CARCASS, SIDE, COMPENSATED QUARTERS, COMBINED QUARTERS	206.738		206.738	1.496.210		7.237	7.237
Liebre Ctes Cong c/h Hare Cuts, B-in frozen	206.738		206.738	1.496.210		7.237	7.237
•••• CANAL, MEDIA CANAL, CUARTO COMPENSADO, CUARTO COMBINADO SIN HUESO BONELESS CARCASS, SIDE, COMPENSATED QUARTERS, COMBINED QUARTERS	38.731		38.731	476.981		12.315	12.315
Liebre Ctes Cong s/h Hare Cuts, bnls frozen	38.731		38.731	476.981		12.315	12.315
• MENUDECIAS / OFFALS	20.155.907	4,60		50.986.108	3,45	2.530	
•• BOVINAS / BEEF	19.280.538	4,40		49.334.614	3,33	2.559	
••• CONGELADAS / FROZEN	19.150.119	4,37		48.754.689	3,30	2.546	
Aorta Bov Cong Comest Beef Aorta, frozen, edible	235.440			552.661		2.347	
Bazo Bov Cong Comest Beef Spleen, frozen, edible	11.237			5.601		498	
Carne de cabeza Bov Cong Comest Beef Head Meat, frozen, edible	27.119			65.206		2.404	
Carne de quijada Bov Cong Comest Beef Cheek Meat, frozen, edible	487.254			1.123.423		2.306	
Chinchulín Bov Cong Comest Beef Chitterlings, frozen, edible	8.730			13.816		1.583	



POR PRODUCTO - EXPORTACIONES TOTALES DEL SECTOR CÁRNICO

BY PRODUCT - TOTAL MEAT EXPORTS
2008

Volumen (peso embarque, peso canal*) e importe FOB
Quantity (shipped weight, carcass weight*) and FOB Value

PRODUCTO / PRODUCT	KGS		KGS			INGRESO PROMEDIO AVERAGE INCOME	
	P. EMBARQUE	%	P. CANAL	DÓLARES	%	USD/TON	USD/TON
	SHIPPED W.		CARCASS W.	DOLLARS		P. EMB. SHIP. W.	P. CANAL CARC. W.
Corazón Bov Cong Comest <i>Beef Heart, frozen, edible</i>	537.725			758.172		1.410	
Hígado Bov Cong Comest <i>Beef Liver, frozen, edible</i>	3.443.700			4.695.005		1.363	
Labio Bov Cong Comest <i>Oxlips, frozen, edible</i>	436.665			388.589		890	
Lengua Bov blanca Cong Comest <i>Beef Tongue, White, frozen, edible</i>	1.219.407			4.817.838		3.951	
Lengua Bov pigmentada Cong Comest <i>Beef Tongue, Porkmented, frozen, edible</i>	29.099			110.785		3.807	
Lengua Bov Comb Cong Comest <i>Beef Tongue, Cmb, frozen, edible</i>	568.709			2.279.640		4.008	
Librillo Bov crudo Cong Comest <i>Beef Bible, Raw, frozen, edible</i>	994.988			3.534.848		3.553	
Librillo Bov Prcoc pigmentado Cong Comest <i>Beef Bible, Precooked, Porkmented, frozen, edible</i>	24.598			82.777		3.365	
Librillo Bov Prcoc blanqueado Cong Comest <i>Beef Bible, Precooked, Bleached, frozen, edible</i>	862.759			3.215.638		3.727	
Librillo Bov Prcoc recortes Cong Comest <i>Beef Bible Pieces, Precooked, frozen, edible</i>	81.232			113.989		1.403	
Molleja Bov Cong Comest <i>Beef Sweetbread, frozen, edible</i>	26.783			107.636		4.019	
Mondongo Bov crudo Cong Comest <i>Beef Tripe, Raw, frozen, edible</i>	356.638			688.871		1.932	
Mondongo Bov Prcoc natural Cong Comest <i>Beef Tripe, Precooked, Natural, frozen, edible</i>	4.789.889			14.150.953		2.954	
Mondongo Bov Prcoc blanqueado Cong Comest <i>Beef Tripe, Precooked, Bleached, frozen, edible</i>	1.390.117			4.258.839		3.064	
Mondongo Bov Prcoc Gorro Cong Comest <i>Beef Honeycomb, Precooked, frozen, edible</i>	510.427			1.641.100		3.215	
Nuez de quijada Bov Cong Comest <i>Beef Cheek Meat, Papillae off, frozen, edible</i>	112.703			290.272		2.576	
Pulmón Bov Cong Comest <i>Beef Lungs, frozen, edible</i>	343.471			196.412		572	
Rabo Bov Cong Comest <i>Oxtail, frozen, edible</i>	2.315.984			5.373.176		2.320	
Riñón Bov Cong Comest <i>Beef Kidney, frozen, edible</i>	335.407			289.363		863	
Tendones, ligamentos Bov Cong Comest <i>Beef Tendons & Ligaments, frozen, edible</i>	37			78		2.100	
••• ENFRIADAS / CHILLED	8.000	(.)		39.198	(.)	4.900	
Lengua Bov Comb Enf Comest <i>Beef Tongue, Cmb, chilled, edible</i>	8.000			39.198		4.900	
••• CONSERVA / PRESERVE	99.937	0,02		471.209	0,03	4.715	
Lenguas Bov Coc en lata <i>Beef Tongue, Cooked canned</i>	99.937			471.209		4.715	
••• COCIDAS-CONGELADAS / COOKED-FROZEN	22.481	0,01		69.517	(.)	3.092	
Carne de quijada Bov Coc-Cong Comest <i>Beef Cheek Meat, Cooked frozen, edible</i>	8.253			57.373		6.952	



POR PRODUCTO - EXPORTACIONES TOTALES DEL SECTOR CÁRNICO

BY PRODUCT - TOTAL MEAT EXPORTS

2008

Volumen (peso embarque, peso canal*) e importe FOB
Quantity (shipped weight, carcass weight*) and FOB Value

PRODUCTO / PRODUCT	KGS		KGS		INGRESO PROMEDIO AVERAGE INCOME		
	P. EMBARQUE SHIPPED W.	%	P. CANAL CARCASS W.	DÓLARES DOLLARS	%	USD/TON P. EMB. SHIP. W.	USD/TON P. CANAL CARC. W.
Carne de riñones Bov Coc-Cong Comest <i>Beef Kidney Meat, Cooked frozen, edible</i>	14.228			12.144		854	
•• OVINAS / OVINE	544.953	0,12		1.241.271	0,08	2.278	
••• CONGELADAS / FROZEN	544.953	0,12		1.241.271	0,08	2.278	
Hígado Ov Cong Comest <i>Ov. Liver, frozen, edible</i>	7.080			16.425		2.320	
Lengua Ov Cong Comest <i>Ov. Tongue, frozen, edible</i>	12.180			35.931		2.950	
Mondongo Ov crudo Cong Comest <i>Ov. Tripe, Raw, frozen, edible</i>	421.836			988.333		2.343	
Mondongo Ov Prcoc blanqueado Cong Comest <i>Ov. Tripe, Precooked Bleached, frozen, edible</i>	68.783			147.161		2.139	
Rabos Ov Cong Comest <i>Ov. Tail, frozen, edible</i>	10.497			22.044		2.100	
Riñón Ov Cong Comest <i>Ov. Kidney, frozen, edible</i>	24.577			31.378		1.277	
•• EQUINAS / HORSE	134.668	0,03		156.309	0,01	1.161	
••• CONGELADAS / FROZEN	134.668	0,03		156.309	0,01	1.161	
Bazo Equ Cong Comest <i>Horse Spleen, frozen, edible</i>	5.700			10.973		1.925	
Corazón Equ Cong Comest <i>Horse Heart, frozen, edible</i>	7.400			5.531		747	
Hígado Equ Cong Comest <i>Horse Liver, frozen, edible</i>	104.150			87.151		837	
Lengua Equ Cong Comest <i>Horse Tongue, frozen, edible</i>	3.975			3.032		763	
Tendón Equ Cong Comest <i>Horse Tendon, frozen, edible</i>	13.442			49.621		3.691	
•• PORCINAS / PORK	11.169	(.)		11.807	(.)	1.057	
••• CONGELADAS / FROZEN	11.169	(.)		11.807	(.)	1.057	
Cueros Por Cong Comest <i>Pork Skin, frozen, edible</i>	920			1.121		1.219	
Hígado Por Cong Comest <i>Pork Liver frozen, edible</i>	8.557			7.775		909	
Lengua Por Cong Comest <i>Pork Tongue, frozen, edible</i>	655			1.312		2.004	
Oreja Por Cong Comest <i>Pork Ear, frozen, edible</i>	887			1.457		1.643	
Rabo Por Cong Comest <i>Pork Tail, frozen, edible</i>	150			141		943	
•• DE AVE / POULTY	184.579	0,04		242.107	0,02	1.312	
••• CONGELADAS / FROZEN	184.579	0,04		242.107	0,02	1.312	
Menudos de gallina Cong Comest <i>Hen Giblets, frozen, edible</i>	23.850			22.155		929	
Menudos de pollo Cong Comest <i>Chicken Giblets, frozen, edible</i>	160.729			219.952		1.368	



POR PRODUCTO - EXPORTACIONES TOTALES DEL SECTOR CÁRNICO

BY PRODUCT - TOTAL MEAT EXPORTS
2008

Volumen (peso embarque, peso canal*) e importe FOB
Quantity (shipped weight, carcass weight*) and FOB Value

PRODUCTO / PRODUCT	KGS		KGS		INGRESO PROMEDIO AVERAGE INCOME		
	P. EMBARQUE SHIPPED W.	%	P. CANAL CARCASS W.	DÓLARES DOLLARS	%	USD/TON P. EMB. SHIP. W.	USD/TON P. CANAL CARC. W.
• PRODUCTO CÁRNICO GÉNÉRICO / <i>GENERIC MEAT PRODUCT</i>	1.150	(.)		2.990	(.)	2.600	
•• PRODUCTO CÁRNICO GÉNÉRICO / <i>GENERIC MEAT PRODUCT</i>	1.150	(.)		2.990	(.)	2.600	
••• COCIDO / <i>COOKED</i>	1.150	(.)		2.990	(.)	2.600	
Morcilla <i>Blood Sausage</i>	1.150			2.990		2.600	
• SUBPRODUCTO RESIDUAL COMESTIBLE / <i>REMAINING EDIBLE BYPRODUCT</i>	3.695.403	0,84		3.274.893	0,22	886	
•• BOVINO / <i>BEEF</i>	2.940.286	0,67		2.557.568	0,17	870	
••• CONGELADO / <i>FROZEN</i>	2.940.286	0,67		2.557.568	0,17	870	
Cuajo Bov Cong Comest <i>Beef Rennet, frozen, edible</i>	577.404			256.728		445	
Grasa en rama Bov Cong Comest <i>Beef Carcass Fat, frozen edible</i>	1.830.863			1.695.358		926	
Hueso Bov Cong Comest <i>Beef Bone, frozen, edible</i>	214.772			118.622		552	
Membranas, serosas Bov Cong Comest <i>Beef Membranes, frozen edible</i>	86.905			132.814		1.528	
Penes Bov Cong Comest <i>Beef Pizzle, frozen, edible</i>	76.342			255.350		3.345	
Proteínas desgrasadas térmicamente Cong (PDT) <i>Heat Defatted Protein (HDT), frozen</i>	154.000			98.696		641	
•• OVINO / <i>OVINE</i>	113.022	0,03		117.009	0,01	1.035	
••• CONGELADO / <i>FROZEN</i>	113.022	0,03		117.009	0,01	1.035	
Cabeza Ov entera Cong Comest <i>Ov. whole Head, frozen, edible</i>	3.070			1.630		531	
Grasa en rama Ov Cong Comest <i>Ov. Carcass Fat, frozen edible</i>	86.808			99.502		1.146	
Pata Ov Cong Comest <i>Ov. Foot, frozen, edible</i>	22.297			13.495		605	
Penes Ov Cong Comest <i>Penis ovine</i>	847			2.383		2.813	
•• PORCINO / <i>PORK</i>	2.296	(.)		3.543	(.)	1.543	
••• CONGELADO / <i>FROZEN</i>	2.296	(.)		3.543	(.)	1.543	
Pata Por Cong Comest <i>Pork Feet, frozen edible</i>	2.296			3.543		1.543	
•• DE AVE / <i>POULTRY</i>	639.800	0,15		596.773	0,04	933	
••• GÉNÉRICO / <i>GENERIC</i>	639.800	0,15		596.773	0,04	933	
Garras de ave Comest <i>Poultry Paws, edible</i>	639.800			596.773		933	
• SUBPRODUCTO PRIMARIO PARA USO INDUSTRIAL / <i>PRIMARY BYPRODUCT FOR INDUSTRIAL USE</i>	69.795.725	15,93		53.752.080	3,63	770	
•• GÉNÉRICO / <i>GENERIC</i>	1.875.497	0,43		3.773.832	0,26	2.012	
••• GÉNÉRICO / <i>GENERIC</i>	1.875.497	0,43		3.773.832	0,26	2.012	
Tendones, ligamentos, membranas p/uso Indstr <i>Sinew, Ligaments, Membranes, ind.</i>	1.875.497			3.773.832		2.012	
•• BOVINO / <i>BEEF</i>	67.260.279	15,35		49.653.103	3,36	738	
••• GÉNÉRICO / <i>GENERIC</i>	60.673.695	13,84		47.391.105	3,20	781	
Asta Bov p/uso Indstr <i>Bov. Horns, ind.</i>	122.607			73.735		601	



POR PRODUCTO - EXPORTACIONES TOTALES DEL SECTOR CÁRNICO

BY PRODUCT - TOTAL MEAT EXPORTS

2008

Volumen (peso embarque, peso canal*) e importe FOB
Quantity (shipped weight, carcass weight*) and FOB Value

PRODUCTO / PRODUCT	KGS		KGS		INGRESO PROMEDIO AVERAGE INCOME		
	P. EMBARQUE SHIPPED W.	%	P. CANAL CARCASS W.	DÓLARES DOLLARS	%	USD/TON P. EMB. SHIP. W.	USD/TON P. CANAL CARC. W.
Asta y pezuña Bov p/uso Industr <i>Bov. Horns & Hooves, ind.</i>	6.853			4.461		651	
Cálculo biliar Bov p/uso Industr <i>Bov. Gallstone, ind.</i>	2			17.692		9.200.000	
Cartílago Bov p/uso Industr <i>Bov. Cartilage, ind.</i>	125.376			110.032		878	
Cerda Bov p/uso Industr <i>Bov. Bristles, ind.</i>	54.994			138.933		2.526	
Crin Bov p/uso Industr <i>Bov. Mane, ind.</i>	5.672			13.169		2.322	
Pezuña Bov p/uso Industr <i>Bov Hooves, ind.</i>	207.910			32.910		158	
Sebo Bov p/uso Industr <i>Bov Tallow, ind.</i>	60.099.109			46.936.389		781	
Tendón Bov p/uso Industr <i>Bov Sinew, ind.</i>	8.616			25.492		2.959	
Tráquea Bov p/uso Industr <i>Bov Trachea, ind.</i>	42.556			38.293		900	
••• CONGELADO / FROZEN	6.586.585	1,50		2.261.997	0,15	343	
Bazo Bov p/uso Industr Cong <i>Bov Spleen, ind. frozen</i>	4.711			1.884		400	
Hígado Bov p/uso Industr Cong <i>Bov Liver, ind. frozen</i>	2.655.471			861.970		325	
Laringe Bov p/uso Industr Cong <i>Bov Larynx, ind. frozen</i>	278.513			74.263		267	
Librillos Bov p/uso Industr Cong <i>Bov Bibles, ind. frozen</i>	8.500			14.025		1.650	
Páncreas Bov p/uso Industr Cong <i>Bov Pancreas, ind. frozen</i>	78.257			92.517		1.182	
Penes Bov p/uso Industr cong <i>Bov Pizzles, ind. frozen</i>	54.769			165.365		3.019	
Pulmón Bov p/uso Industr Cong <i>Bov Lungs, ind. frozen</i>	3.449.983			1.026.750		298	
Esófago Bov p/uso Industr Cong <i>Weasand Industrial use</i>	56.380			25.223		447	
•• OVINO / OVINE	640.904	0,15		234.279	0,02	366	
••• GENÉRICO / GENERIC	640.904	0,15		234.279	0,02	366	
Hígado Ov p/uso Industr <i>Ov. Liver, ind.</i>	350.256			139.312		398	
Pulmón Ov p/uso Industr <i>Ov. Lungs, ind.</i>	290.211			94.151		324	
Testículos Ov p/uso Industr <i>Ov. Testes, ind.</i>	437			816		1.868	
•• EQUINO / HORSE	19.045	(.)		90.866	0,01	4.771	
••• GENÉRICO / GENERIC	19.045	(.)		90.866	0,01	4.771	
Corazón Equ p/uso Industr <i>Horse Heart, ind.</i>	3.575			2.588		724	



POR PRODUCTO - EXPORTACIONES TOTALES DEL SECTOR CÁRNICO

BY PRODUCT - TOTAL MEAT EXPORTS
2008

Volumen (peso embarque, peso canal*) e importe FOB
Quantity (shipped weight, carcass weight*) and FOB Value

PRODUCTO / PRODUCT	KGS		KGS		INGRESO PROMEDIO AVERAGE INCOME		
	P. EMBARQUE SHIPPED W.	%	P. CANAL CARCASS W.	DÓLARES DOLLARS	%	USD/TON P. EMB. SHIP. W.	USD/TON P. CANAL CARC. W.
Crín Equ p/uso Indstr <i>Horse Mane, ind.</i>	12.445			86.108		6.919	
Hígado Equ p/uso Indstr <i>Horse Liver, ind</i>	300			196		655	
Lengua Equ p/uso Indstr <i>Horse Tongue, ind.</i>	2.725			1.973		724	
• SUBPRODUCTO INDUSTRIALIZADO / INDUSTRIALIZED BYPRODUCT	59.878.330	13,66		45.137.138	3,05	754	
•• GENÉRICO / GENERIC	54.690.246	12,48		23.546.032	1,59	431	
••• GENÉRICO / GENERIC	54.690.246	12,48		23.546.032	1,59	431	
Acidos grasos destilados (Picht) <i>Distilled Fatty Acids (Picht)</i>	26.280			7.358		280	
Bilis concentrada <i>Bile Concentrate</i>	49.009			334.736		6.830	
Colágeno <i>Collagene</i>	665			76.779		115.518	
Condroitín (Sulfato sódico) <i>Chondroitin (Sodium Sulphate)</i>	14.000			1.300.000		92.857	
Harina de carne/hueso 45/50% de proteína <i>Meat & Bone Meal 45/50% protein</i>	52.165.056			18.714.247		359	
Harina de sangre <i>Blood Meal</i>	1.004.940			568.579		566	
Hemoglobina en polvo <i>Haemoglobin Powder</i>	1.140.000			724.486		636	
Heparina sódica <i>Sodium Heparin</i>	295			970.647		3.287.042	
Plasma en polvo <i>Powdered Blood Plasma</i>	290.000			849.200		2.928	
•• BOVINO / BEEF	4.404.167	1,00		19.527.197	1,32	4.434	
••• GENÉRICO / GENERIC	93.971	0,02		1.294.027	0,09	13.770	
Extracto de carne Bov 1a calidad <i>Beef Extract, 1st grade</i>	29.566			863.726		29.214	
Grasa industrializada Bov Comest <i>Bov. Processed Fat, edible</i>	54.250			40.688		750	
Suero fetal Bov <i>Bov. Fetal Serum</i>	10.155			389.614		38.365	
••• HUMEDAD CONTROLADA / CONTROLLED MOISTURE	4.310.196	0,98		18.233.170	1,23	4.230	
Culatos Bov Sal <i>Beef Fatend, salted</i>	44.130			261.611		5.928	
Tripa orilla Bov Sal 1a calidad, calibrada <i>Bov. Rounds, salted choice graded</i>	1.522.440			6.461.593		4.244	
Tripa orilla Bov Sal 1a calidad, s/calibrar <i>Bov. Rounds, salted choice ungraded</i>	5.210			27.226		5.226	
Tripa orilla Bov Sal 2a calidad, calibrada <i>Bov. Rounds, salted, 2nd quality, graded</i>	7.079			20.388		2.880	
Tripa orilla Bov Sal 2a calidad, s/calibrar <i>Bov. Rounds, salted, 2nd quality, ungraded</i>	6.210			17.494		2.817	
Tripa orilla Bov Sal Dom calibrada <i>Bov. Rounds, salted domestic graded</i>	113.964			598.493		5.252	



POR PRODUCTO - EXPORTACIONES TOTALES DEL SECTOR CÁRNICO

BY PRODUCT - TOTAL MEAT EXPORTS
2008Volumen (peso embarque, peso canal*) e importe FOB
Quantity (shipped weight, carcass weight*) and FOB Value

PRODUCTO / PRODUCT	KGS		KGS		INGRESO PROMEDIO AVERAGE INCOME		
	P. EMBARQUE SHIPPED W.	%	P. CANAL CARCASS W.	DÓLARES DOLLARS	%	USD/TON P. EMB. SHIP. W.	USD/TON P. CANAL CARC. W.
Tripa orilla Bov Sal Dom s/calibrar <i>Bov. Rounds, salted domestic ungraded</i>	20.290			64.400		3.174	
Tripa orilla Bov Sal s/Clasif, calibrada <i>Bov. Rounds, salted unclassified graded</i>	491.640			998.060		2.030	
Tripa orilla Bov Sal s/Clasif, s/calibrar <i>Bov. Rounds, salted unclassified ungraded</i>	275.319			784.782		2.850	
Tripa salame Bov recortes <i>Bov. Middles, trimmings</i>	566			1.052		1.857	
Tripa salame Bov Sal 1a calidad calibrada <i>Bov. Middles, salted choice graded</i>	899.778			5.371.004		5.969	
Tripa salame Bov Sal 1a calidad s/calibrar <i>Bov. Middles, salted choice ungraded</i>	575			6.360		11.061	
Tripa salame Bov Sal 2a calidad calibrada <i>Bov. Middles, salted 2nd quality graded</i>	34.535			152.815		4.425	
Tripa salame Bov Sal 2a calidad s/calibrar <i>Bov. Middles, salted 2nd quality ungraded</i>	2.780			31.109		11.190	
Tripa salame Bov Sal s/Clasif calibrada <i>Bov. Middles, salted unclassified graded</i>	196.094			600.561		3.063	
Tripa salame Bov Sal s/Clasif s/calibrar <i>Bov. Middles, salted unclassified ungraded</i>	81.017			395.134		4.877	
Tripón Bov Sal <i>Bov. Bung, salted</i>	608.568			2.441.089		4.011	
•• OVINO / OVINE	452.265	0,10		982.318	0,07	2.172	
••• CONGELADO / FROZEN	445.265	0,10		940.918	0,06	2.113	
Tripa Ov Cong <i>Ov. Gut, frozen</i>	445.265			940.918		2.113	
••• HUMEDAD CONTROLADA / CONTROLLED MOISTURE	7.000	(.)		41.400	(.)	5.914	
Tripa Ov Sal s/calibrar 1a. calidad <i>Ov Caseings, ungraded choice</i>	7.000			41.400		5.914	
•• EQUINO / HORSE	326.053	0,07		1.074.401	0,07	3.295	
••• CONGELADO / FROZEN	326.053	0,07		1.074.401	0,07	3.295	
Tripa Equ Cong <i>Horse Caseings, frozen</i>	326.053			1.074.401		3.295	
•• PORCINO / PORK	5.600	(.)		7.190	(.)	1.284	
••• HUMEDAD CONTROLADA / CONTROLLED MOISTURE	5.600	(.)		7.190	(.)	1.284	
Tripones Por Sal <i>Pork Bungs, salted</i>	5.600			7.190		1.284	
• PRODUCTO CÁRNICO PARA ALIMENTACION ANIMAL / MEAT PRODUCT FOR ANIMAL FODDAGE	733.836	0,17		1.854.116	0,13	2.527	
•• GENÉRICO / GENERIC	733.836	0,17		1.854.116	0,13	2.527	
••• GENÉRICO / GENERIC	733.836	0,17		1.854.116	0,13	2.527	
Alimentos preparados para perros y gatos <i>Dog & Cat Processed Food</i>	733.836			1.854.116		2.527	
TOTAL	438.241.822	100,00	415.964.951	1.479.395.289	100,00	3.376	

** Peso Canal - Estimado / Carcass Weight - Estimated.

(.) Indica que la magnitud no alcanza a la mitad del último dígito utilizado. / Indicates the quantity does not reach half the last digit in use.

Nota: Los totales pueden no coincidir con la suma de parciales por razones de redondeo de cifras.

Note: Grand totals might not coincide with exact data addition due to round-up of numbers.



Carnes del Uruguay. De la naturaleza a su mesa

