



# Estadística Mensual

**FAENA - PRECIOS - EXPORTACIÓN**

*Monthly Statistics*

**SLAUGHTER - PRICES - EXPORTS**

ESPAÑOL / ENGLISH

FEBRERO / FEBRUARY 2009



EXPORTACIÓN  
EXPORTS



PRECIOS  
PRICES



FAENA  
SLAUGHTER



INDICE  
CONTENTS

Rincón 545/549 - C.P. 11.000

Montevideo – Uruguay

Tels.: (598-2) 916 0430

(598-2) 916 1989

Fax: (598-2) 917 0874

(598-2) 916 2933

[inacarnes@inac.gub.uy](mailto:inacarnes@inac.gub.uy)

[diae@inac.gub.uy](mailto:diae@inac.gub.uy)

[www.inac.gub.uy](http://www.inac.gub.uy)

**IMPORTANTE:** La reproducción total o parcial de la información contenida en esta publicación es libre, bajo condición de indicar la fuente.

*IMPORTANT: Total or partial reproduction of information held within this publication is free, conditioned to mentioning the source.*

Diseño y Producción Gráfica:

 **gráficamente**  
[graficamente@adinet.com.uy](mailto:graficamente@adinet.com.uy)



# www.inac.gub.uy

Un Portal al servicio de la Cadena Cárnica

## Centralizando la información de interés para el Productor

Una selección de datos del mercado junto a información individual de los productores. La posibilidad de disponer de una síntesis actualizada semanalmente sobre los principales indicadores: precios de hacienda, situación de la faena, evolución de las exportaciones y valores del novillo tipo. El acceso on line a la información individual de los productores de todas las tropas publicadas por el SEIC (Sistema Electrónico de Información de la Industria Cárnica).



## La mejor forma de procesar y analizar la Información de Mercado

Una nueva forma de organizar y presentar la más completa y actualizada información sobre la cadena cárnica. Información sobre stock, faena, mercado interno, exportaciones, precios y valores, presentados con diferentes opciones de visualización y alternativas de procesamiento.



EXPORTACIÓN  
EXPORTS



PRECIOS  
PRICES



FAENA  
SLAUGHTER



INDICE  
CONTENTS

# CONTENIDO

## FAENA EN ESTABLECIMIENTOS HABILITADOS A NIVEL NACIONAL

|  |    |
|--|----|
| • RESUMEN DE LA FAENA DE BOVINOS, OVINOS, PORCINOS Y EQUINOS ..... | 6  |
| • POR ESPECIE - 2008 - 2009 (Mensual) .....                        | 7  |
| • POR CATEGORÍA - 2009 (Mensual)                                   |    |
| Bovinos .....  | 9  |
| Bovinos (por Edad) .....   | 10 |
| Ovinos .....   | 12 |
| Porcinos y Equinos .....   | 13 |
| • POR ESTABLECIMIENTO - 2009                                       |    |
| Bovinos por Categoría  |    |
| Febrero .....  | 14 |
| Enero - Febrero .....  | 15 |
| Ovinos por Categoría   |    |
| Febrero .....  | 16 |
| Enero - Febrero .....  | 17 |
| Porcinos y Equinos por Categoría                                   |    |
| Febrero .....  | 18 |
| Enero - Febrero .....  | 19 |
| • POR ESTABLECIMIENTO - 2009 (Mensual)                             |    |
| Bovinos .....  | 20 |
| Ovinos .....   | 21 |

## PRECIOS - 2008 - 2009 (Mensual)

|                       |    |
|-----------------------|----|
| Novillos gordos ..... | 22 |
| Vacas gordas .....    | 23 |
| Vaquillonas .....     | 24 |
| Cuero fresco .....    | 25 |

## EXPORTACIÓN

|   |    |
|---|----|
| • EXPORTACIONES TOTALES POR PRODUCTO - Enero - Febrero - 2009 ..... | 27 |
| • TOTAL DEL SECTOR CÁRNICO - 2008 - 2009 (Mensual) .....            | 29 |
| • CARNE BOVINA - 2008 - 2009 (Mensual) .....                        | 31 |
| • CARNE BOVINA REFRIGERADA - 2008 - 2009 (Mensual) .....            | 33 |
| • CARNE OVINA - 2008 - 2009 (Mensual) .....                         | 35 |
| • POR EXPORTADOR - 2008 - 2009 (Febrero / Enero - Febrero) .....    | 36 |
| • POR PRODUCTO - 2008 - 2009 (Febrero / Enero - Febrero) .....      | 38 |
| • POR DESTINO   |    |
| Total de Sector Cárnico - 2008 - 2009                               |    |
| Febrero / Enero - Febrero .....                                     | 42 |
| Carne Bovina - 2009   |    |
| Febrero .....   | 54 |
| Enero - Febrero .....   | 56 |
| Carne Ovina - 2009  |    |
| Febrero .....   | 62 |
| Enero - Febrero .....   | 63 |

## GRÁFICAS

|   |    |
|---|----|
| • FAENA DE BOVINOS Y OVINOS - 2008 / 2009 .....   | 8  |
| • EXPORTACIONES TOTALES DEL SECTOR CÁRNICO - Enero - Febrero - 2008 - 2009 .....                      | 28 |
| • EXPORTACIONES DE CARNE BOVINA - Enero - Febrero - 2008 / Enero - Febrero - 2009 .....               | 30 |
| • EXPORTACIONES DE CARNE BOVINA REFRIGERADA, ELABORADA Y SALADA - Enero - Febrero - 2008 - 2009 ..... | 32 |
| • EXPORTACIONES DE CARNE OVINA - Enero - Febrero - 2008 / Enero - Febrero - 2009 .....                | 34 |
| • EXPORTACIONES DE CARNE BOVINA POR DESTINO - Enero - Febrero - 2009 .....                            | 52 |
| • EXPORTACIONES DE CARNE OVINA POR DESTINO - Enero - Febrero - 2009 .....                             | 60 |

### NOTAS:

Los totales pueden no coincidir con la suma de parciales por razones de redondeo de cifras.

La participación porcentual y los ingresos promedios de exportación son calculados sobre valores en unidades de kilos y de dólares.



# CONTENTS

## SLAUGHTER - LICENSED PROCESSING PLANTS

|   |    |
|---|----|
| • SUMMARY OF BOVINE, SHEEP, SWINE, AND HORSE SLAUGHTER..... | 6  |
| • BY SPECIES - 2008 - 2009 (Monthly).....                   | 7  |
| • BY CLASS - 2009 (Monthly)                                 |    |
| Bovine.....   | 9  |
| Bovine (by Age).....  | 10 |
| Sheep.....  | 12 |
| Swine and Horses.....                                       | 13 |
| • BY ABATTOIR - 2009  |    |
| Bovine by class   |    |
| February.....   | 14 |
| January - February.....                                     | 15 |
| Sheep by class  |    |
| February.....   | 16 |
| January - February.....                                     | 17 |
| Swine and Horses by class                                   |    |
| February.....   | 18 |
| January - February.....                                     | 19 |
| • BY ABATTOIR - 2009 (Monthly)                              |    |
| Bovine.....   | 20 |
| Sheep.....  | 21 |

## PRICES - 2008 - 2009 (Monthly)

|                           |    |
|---------------------------|----|
| Beef - breed steers.....  | 22 |
| Beef - breed cows.....    | 23 |
| Beef - breed heifers..... | 24 |
| Fresh hide.....           | 25 |

## EXPORTS

|  |    |
|--|----|
| • EXPORTS BY PRODUCT- January - February - 2009.....             | 27 |
| • TOTAL MEAT EXPORTS - 2008 - 2009 (Monthly).....                | 29 |
| • BEEF - 2008 - 2009 (Monthly).....                              | 31 |
| • REFRIGERATED BEEF - 2008 - 2009 (Monthly).....                 | 33 |
| • SHEEPM EAT - 2008 - 2009 (Monthly).....                        | 35 |
| • BY EXPORTER - 2008 - 2009 (February / January - February)..... | 36 |
| • BY PRODUCT - 2008 - 2009 (February / January - February).....  | 38 |
| • BY DESTINATION   |    |
| Total Meat Exports - 2008 - 2009                                 |    |
| February / January - February.....                               | 42 |
| Beef - 2009  |    |
| February.....  | 54 |
| January - February.....  | 56 |
| Sheepmeat - 2009   |    |
| February.....  | 62 |
| January - February.....  | 63 |

## GRAPHICS

|   |    |
|---|----|
| • BOVINE AND SHEEP SLAUGHTER - 2008 - 2009.....   | 8  |
| • TOTAL MEAT EXPORTS - January - February - 2008 - 2009.....                              | 28 |
| • BEEF EXPORTS - January - February 2008 / January - February - 2009.....                 | 30 |
| • REFRIGERATED, PROCESSED AND SALTED BEEF EXPORTS - January - February - 2008 - 2009..... | 32 |
| • SHEEPM EAT EXPORTS - January - February 2008 / January - February - 2009.....           | 34 |
| • BEEF EXPORTS BY DESTINATION - January - February - 2009.....                            | 52 |
| • SHEEPM EAT EXPORTS BY DESTINATION - January - February - 2009.....                      | 60 |

### NOTE:

Grand totals might not coincide with exact data addition due to round-up of numbers.  
Percentage share and average export income are calculated in units of kgs. and dollars.



EXPORTACIÓN  
EXPORTS



PRECIOS  
PRICES



FAENA  
SLAUGHTER




INDICE  
CONTENTS

# Faena de bovinos, ovinos, porcinos y equinos en establecimientos habilitados a nivel nacional

*Bovine, sheep, swine, and horse slaughter on licensed processing plants*

**ENERO - FEBRERO / JANUARY - FEBRUARY - 2009**







# FAENA POR ESPECIE

SLAUGHTER BY SPECIES

Cabezas / Heads

2008 - 2009

| MES / MONTH          |  BOVINOS<br>BOVINE |                  |  OVINOS<br>SHEEP |                  |  PORCINOS<br>SWINE |                |  EQUINOS<br>HORSES |               |
|----------------------|---|------------------|---|------------------|---|----------------|---|---------------|
|                      | 2009  | 2008             | 2009  | 2008             | 2009  | 2008           | 2009  | 2008          |
|                      | ENERO/JANUARY   | 208.211          | 249.049   | 191.209          | 145.162   | 12.559         | 13.960  | 3.402         |
| FEBRERO/FEBRUARY     | 166.259   | 187.941          | 148.489   | 224.312          | 11.959  | 11.238         | 3.240   | 3.411         |
| MARZO/MARCH          |   | 153.040          |   | 156.358          |   | 11.369         |   | 3.519         |
| <b>SUB-TOTAL</b>     |   | 590.030          |   | 525.832          |   | 36.567         |   | 10.952        |
| ABRIL/APRIL          |   | 226.784          |   | 144.384          |   | 13.194         |   | 4.170         |
| MAYO/MAY             |   | 274.075          |   | 113.410          |   | 13.824         |   | 4.654         |
| JUNIO/JUNE           |   | 189.458          |   | 86.709           |   | 14.004         |   | 3.989         |
| <b>SUB-TOTAL</b>     |   | 1.280.347        |   | 870.335          |   | 77.589         |   | 23.765        |
| JULIO/JULY           |   | 168.738          |   | 58.138           |   | 15.027         |   | 2.949         |
| AGOSTO/AUGUST        |   | 131.263          |   | 69.402           |   | 12.766         |   | 2.931         |
| SEPTIEMBRE/SEPTEMBER |   | 149.970          |   | 156.252          |   | 14.873         |   | 3.408         |
| <b>SUB-TOTAL</b>     |   | 1.730.318        |   | 1.154.127        |   | 120.255        |   | 33.053        |
| OCTUBRE/OCTOBER      |   | 144.011          |   | 188.095          |   | 16.560         |   | 4.153         |
| NOVIEMBRE/NOVEMBER   |   | 143.124          |   | 194.674          |   | 16.044         |   | 3.949         |
| DICIEMBRE/DECEMBER   |   | 195.824          |   | 242.809          |   | 21.504         |   | 3.978         |
| <b>TOTAL</b>         | <b>374.470</b>  | <b>2.213.277</b> | <b>339.698</b>  | <b>1.779.705</b> | <b>24.518</b>   | <b>174.363</b> | <b>6.642</b>  | <b>45.133</b> |



EXPORTACIÓN  
EXPORTS



PRECIOS  
PRICES



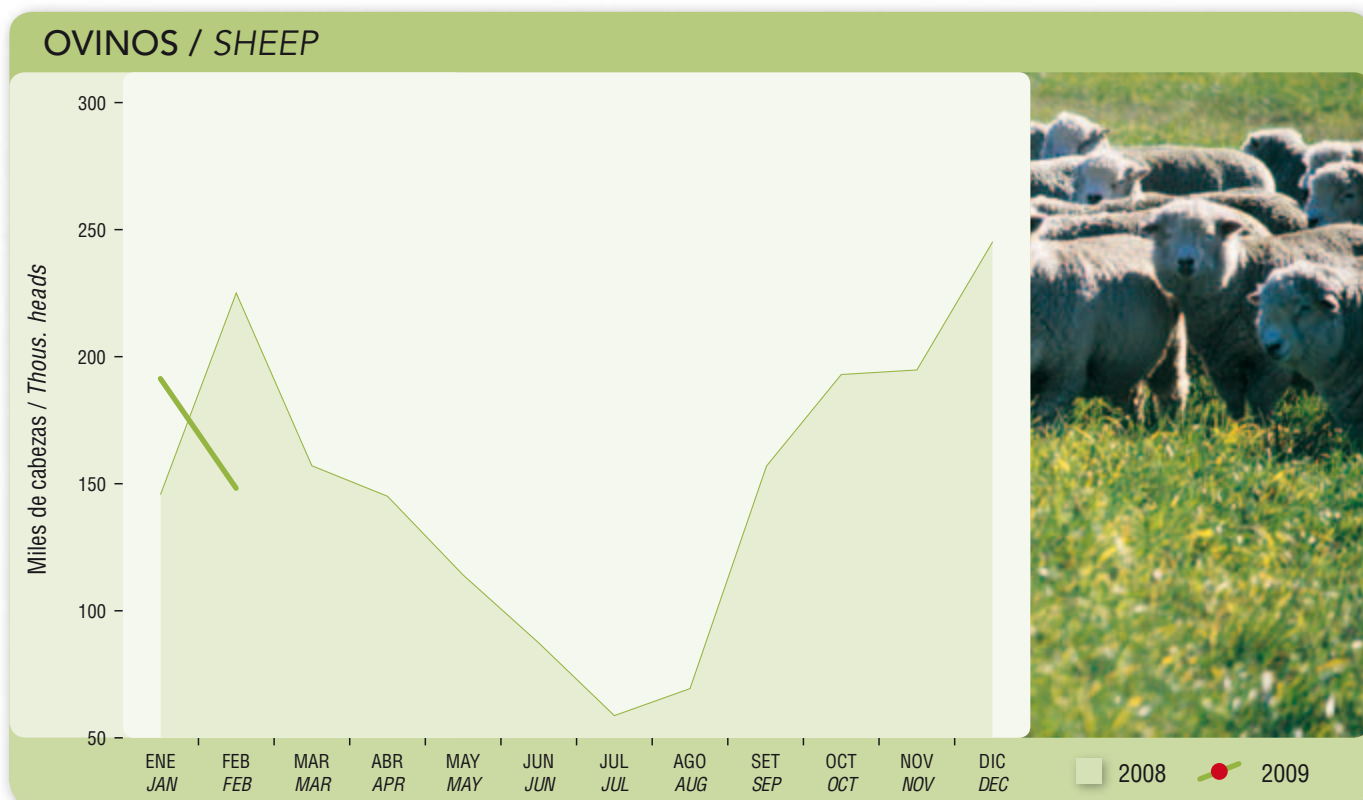
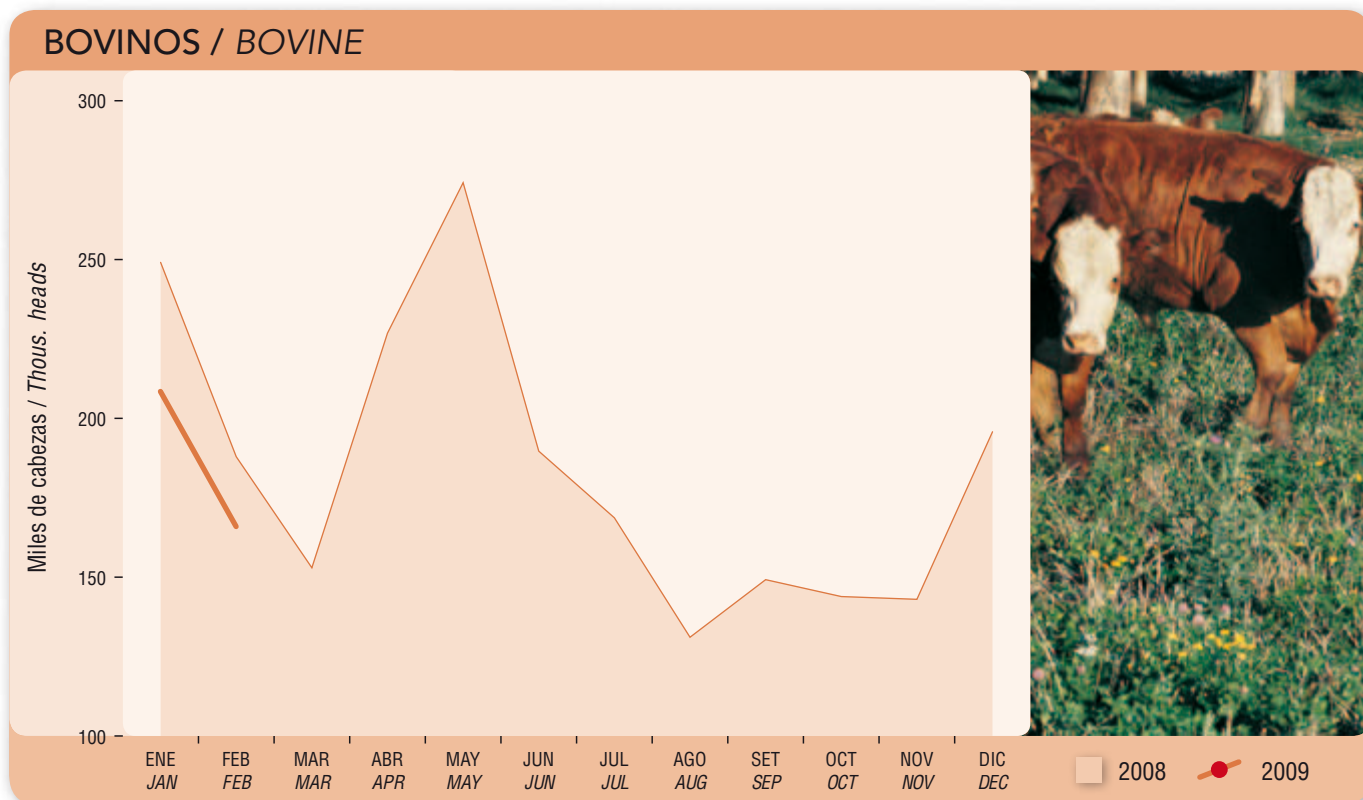
FAENA  
SLAUGHTER



INDICE  
CONTENTS

# FAENA\* / SLAUGHTER\*

2008 - 2009



\* En establecimientos habilitados a nivel nacional. / Licensed processing plants.



# FAENA POR CATEGORÍA - BOVINOS

SLAUGHTER BY CLASS - BOVINE

Cabezas / Heads

2009



| MES / MONTH          | VACAS<br>COWS  | NOVILLOS<br>STEERS | TERNEROS<br>CALVES | TOROS<br>BULLS | TOTAL          |
|----------------------|----------------|--------------------|--------------------|----------------|----------------|
| ENERO/JANUARY        | 101.426        | 101.731            | 1.954              | 3.100          | 208.211        |
| FEBRERO/FEBRUARY     | 86.414         | 76.133             | 1.127              | 2.585          | 166.259        |
| MARZO/MARCH          |                |                    |                    |                |                |
| <b>SUB-TOTAL</b>     |                |                    |                    |                |                |
| ABRIL/APRIL          |                |                    |                    |                |                |
| MAYO/MAY             |                |                    |                    |                |                |
| JUNIO/JUNE           |                |                    |                    |                |                |
| <b>SUB-TOTAL</b>     |                |                    |                    |                |                |
| JULIO/JULY           |                |                    |                    |                |                |
| AGOSTO/AUGUST        |                |                    |                    |                |                |
| SEPTIEMBRE/SEPTEMBER |                |                    |                    |                |                |
| <b>SUB-TOTAL</b>     |                |                    |                    |                |                |
| OCTUBRE/OCTOBER      |                |                    |                    |                |                |
| NOVIEMBRE/NOVEMBER   |                |                    |                    |                |                |
| DICIEMBRE/DECEMBER   |                |                    |                    |                |                |
| <b>TOTAL</b>         | <b>187.840</b> | <b>177.864</b>     | <b>3.081</b>       | <b>5.685</b>   | <b>374.470</b> |



EXPORTACIÓN  
EXPORTS



PRECIOS  
PRICES



FAENA  
SLAUGHTER



INDICE  
CONTENTS

# FAENA POR CATEGORÍA - BOVINOS (POR EDAD)

SLAUGHTER BY CLASS - BOVINE (BY AGE)

Cabezas / Heads

2009



| MES / MONTH          | VACAS / COWS         |                               |                | SUBTOTAL       |
|----------------------|----------------------|-------------------------------|----------------|----------------|
|                      | VAQUILLONA<br>HEIFER | VACA 6 DIENTES<br>COW 6 TEETH | VACA<br>COW    |                |
| ENERO/JANUARY        | 21.207               | 6.833                         | 73.386         | 101.426        |
| FEBRERO/FEBRUARY     | 16.513               | 5.470                         | 64.431         | 86.414         |
| MARZO/MARCH          |                      |                               |                |                |
| <b>SUB-TOTAL</b>     |                      |                               |                |                |
| ABRIL/APRIL          |                      |                               |                |                |
| MAYO/MAY             |                      |                               |                |                |
| JUNIO/JUNE           |                      |                               |                |                |
| <b>SUB-TOTAL</b>     |                      |                               |                |                |
| JULIO/JULY           |                      |                               |                |                |
| AGOSTO/AUGUST        |                      |                               |                |                |
| SEPTIEMBRE/SEPTEMBER |                      |                               |                |                |
| <b>SUB-TOTAL</b>     |                      |                               |                |                |
| OCTUBRE/OCTOBER      |                      |                               |                |                |
| NOVIEMBRE/NOVEMBER   |                      |                               |                |                |
| DICIEMBRE/DECEMBER   |                      |                               |                |                |
| <b>TOTAL</b>         | <b>37.720</b>        | <b>12.303</b>                 | <b>137.817</b> | <b>187.840</b> |



# FAENA POR CATEGORÍA - BOVINOS (POR EDAD)

SLAUGHTER BY CLASS - BOVINE (BY AGE)

Cabezas / Heads

2009



| MES / MONTH         | NOVILLOS / STEERS                |   |  |                  | SUBTOTAL       | TERNEROS<br>CALVES | TOROS<br>BULLS | TOTAL          |
|---------------------|----------------------------------|---|--|------------------|----------------|--------------------|----------------|----------------|
|                     | NOVILLITO<br>STEER<br>MILK TEETH | NOVILLO<br>JOVEN<br>STEER 2 TO<br>4 TEETH | NOVILLO<br>6 DIENTES<br>STEER<br>6 TEETH | NOVILLO<br>STEER |                |                    |                |                |
| ENERO/JANUARY       | 3.406                            | 48.225                                    | 24.037                                   | 26.063           | 101.731        | 1.954              | 3.100          | 208.211        |
| FEBRERO/FEBRUARY    | 2.820                            | 37.090                                    | 17.084                                   | 19.139           | 76.133         | 1.127              | 2.585          | 166.259        |
| MARZO/MARCH         |                                  |   |  |                  |                |                    |                |                |
| <b>SUB-TOTAL</b>    |                                  |   |  |                  |                |                    |                |                |
| ABRIL/APRIL         |                                  |   |  |                  |                |                    |                |                |
| MAYO/MAY            |                                  |   |  |                  |                |                    |                |                |
| JUNIO/JUNE          |                                  |   |  |                  |                |                    |                |                |
| <b>SUB-TOTAL</b>    |                                  |   |  |                  |                |                    |                |                |
| JULIO/JULY          |                                  |   |  |                  |                |                    |                |                |
| AGOSTO/AUGUST       |                                  |   |  |                  |                |                    |                |                |
| SETIEMBRE/SEPTEMBER |                                  |   |  |                  |                |                    |                |                |
| <b>SUB-TOTAL</b>    |                                  |   |  |                  |                |                    |                |                |
| OCTUBRE/OCTOBER     |                                  |   |  |                  |                |                    |                |                |
| NOVIEMBRE/NOVEMBER  |                                  |   |  |                  |                |                    |                |                |
| DICIEMBRE/DECEMBER  |                                  |   |  |                  |                |                    |                |                |
| <b>TOTAL</b>        | <b>6.226</b>                     | <b>85.315</b>                             | <b>41.121</b>                            | <b>45.202</b>    | <b>177.864</b> | <b>3.081</b>       | <b>5.685</b>   | <b>374.470</b> |



EXPORTACIÓN  
EXPORTS



PRECIOS  
PRICES



FAENA  
SLAUGHTER



INDICE  
CONTENTS

# FAENA POR CATEGORÍA - OVINOS

SLAUGHTER BY CLASS - SHEEP

Cabezas / Heads

2009



| MES / MONTH          | OVEJAS<br>EWES | CAPONES<br>WETHERS | BORREGOS<br>HOGGETS | CORDEROS<br>LAMBS | CARNEROS<br>RAMS | TOTAL          |
|----------------------|----------------|--------------------|---------------------|-------------------|------------------|----------------|
| ENERO/JANUARY        | 34.046         | 13.236             | 29.420              | 114.410           | 97               | 191.209        |
| FEBRERO/FEBRUARY     | 47.914         | 20.590             | 22.501              | 57.145            | 339              | 148.489        |
| MARZO/MARCH          |                |                    |                     |                   |                  |                |
| <b>SUB-TOTAL</b>     |                |                    |                     |                   |                  |                |
| ABRIL/APRIL          |                |                    |                     |                   |                  |                |
| MAYO/MAY             |                |                    |                     |                   |                  |                |
| JUNIO/JUNE           |                |                    |                     |                   |                  |                |
| <b>SUB-TOTAL</b>     |                |                    |                     |                   |                  |                |
| JULIO/JULY           |                |                    |                     |                   |                  |                |
| AGOSTO/AUGUST        |                |                    |                     |                   |                  |                |
| SEPTIEMBRE/SEPTEMBER |                |                    |                     |                   |                  |                |
| <b>SUB-TOTAL</b>     |                |                    |                     |                   |                  |                |
| OCTUBRE/OCTOBER      |                |                    |                     |                   |                  |                |
| NOVIEMBRE/NOVEMBER   |                |                    |                     |                   |                  |                |
| DICIEMBRE/DECEMBER   |                |                    |                     |                   |                  |                |
| <b>TOTAL</b>         | <b>81.960</b>  | <b>33.826</b>      | <b>51.921</b>       | <b>171.555</b>    | <b>436</b>       | <b>339.698</b> |



# FAENA POR CATEGORÍA - PORCINOS Y EQUINOS

SLAUGHTER BY CLASS - SWINE AND HORSES

Cabezas / Heads

2009



| MES / MONTH          | PORCINOS / SWINE |                     |               | EQUINOS<br>HORSES |
|----------------------|------------------|---------------------|---------------|-------------------|
|                      | CERDOS<br>PIGS   | LECHONES<br>PIGLETS | TOTAL         |                   |
| ENERO/JANUARY        | 11.997           | 562                 | 12.559        | 3.402             |
| FEBRERO/FEBRUARY     | 11.492           | 467                 | 11.959        | 3.240             |
| MARZO/MARCH          |                  |                     |               |                   |
| <b>SUB-TOTAL</b>     |                  |                     |               |                   |
| ABRIL/APRIL          |                  |                     |               |                   |
| MAYO/MAY             |                  |                     |               |                   |
| JUNIO/JUNE           |                  |                     |               |                   |
| <b>SUB-TOTAL</b>     |                  |                     |               |                   |
| JULIO/JULY           |                  |                     |               |                   |
| AGOSTO/AUGUST        |                  |                     |               |                   |
| SEPTIEMBRE/SEPTEMBER |                  |                     |               |                   |
| <b>SUB-TOTAL</b>     |                  |                     |               |                   |
| OCTUBRE/OCTOBER      |                  |                     |               |                   |
| NOVIEMBRE/NOVEMBER   |                  |                     |               |                   |
| DICIEMBRE/DECEMBER   |                  |                     |               |                   |
| <b>TOTAL</b>         | <b>23.489</b>    | <b>1.029</b>        | <b>24.518</b> | <b>6.642</b>      |



EXPORTACIÓN  
EXPORTS



PRECIOS  
PRICES



FAENA  
SLAUGHTER



INDICE  
CONTENTS

# FAENA POR ESTABLECIMIENTO - BOVINOS POR CATEGORÍA

SLAUGHTER BY ABATTOIR - BOVINE BY CLASS

Cabezas / Heads

FEBRERO / FEBRUARY 2009



| ESTABLECIMIENTO / ABATTOIR     | BOVINOS / BOVINE |                    |                    |                | TOTAL          |
|--------------------------------|------------------|--------------------|--------------------|----------------|----------------|
|                                | VACAS<br>COWS    | NOVILLOS<br>STEERS | TERNEROS<br>CALVES | TOROS<br>BULLS |                |
| FRIG. LAS PIEDRAS S.A.         | 5.668            | 8.018              |                    | 128            | 13.814         |
| PULSA S.A.                     | 5.724            | 7.018              |                    | 96             | 12.838         |
| FRIG. CANELONES S.A.           | 7.437            | 5.140              |                    | 260            | 12.837         |
| FRIG. SAN JACINTO - NIREA S.A. | 7.004            | 5.414              |                    | 277            | 12.695         |
| CLEDINOR S.A.                  | 4.951            | 5.651              | 11                 | 179            | 10.792         |
| FRIG. MATADERO CARRASCO S.A.   | 4.589            | 5.844              |                    | 283            | 10.716         |
| ONTILCOR S.A.                  | 3.704            | 6.286              | 21                 | 65             | 10.076         |
| ESTABLECIMIENTOS COLONIA S.A.  | 2.364            | 7.345              | 8                  | 57             | 9.774          |
| FRIG. TACUAREMBO S.A.          | 4.471            | 3.205              |                    | 118            | 7.794          |
| LORSINAL S.A.                  | 3.999            | 2.935              | 97                 | 95             | 7.126          |
| INALER S.A.                    | 2.449            | 4.520              | 6                  | 38             | 7.013          |
| SUC. CARLOS SCHNECK S.A.       | 5.342            | 394                | 266                | 300            | 6.302          |
| CHIADEL S.A.                   | 1.737            | 4.535              |                    | 19             | 6.291          |
| BILACOR S.A. FRIGOYI           | 4.747            | 576                |                    | 92             | 5.415          |
| SIRSIL S.A.                    | 3.190            | 1.473              |                    | 95             | 4.758          |
| COPAYAN S.A.                   | 3.124            | 1.096              | 57                 | 21             | 4.298          |
| ERSINAL S.A.                   | 1.124            | 3.042              |                    | 31             | 4.197          |
| FRIG. CASA BLANCA S.A.         | 2.944            | 716                | 43                 | 65             | 3.768          |
| CLADEMAR S.A.(FRIG.FLORIDA)    | 2.055            | 277                |                    | 82             | 2.414          |
| OFERAN S.A.                    | 2.175            | 26                 | 5                  | 42             | 2.248          |
| RONDATEL S.A.                  | 1.236            | 910                | 2                  | 11             | 2.159          |
| CRAVEA LEMA, MIRIAM ZULMA      | 948              | 466                | 261                | 15             | 1.690          |
| ARDISTAR S.A.                  | 913              | 537                | 33                 | 116            | 1.599          |
| ARROYAL S.A.                   | 692              | 199                | 159                | 10             | 1.060          |
| SIMPLIFY S.A.(PAN DE AZUCAR)   | 774              | 13                 |                    | 10             | 797            |
| LINERIM S.A.                   | 547              | 202                | 9                  | 12             | 770            |
| LA TABLADA SRL                 | 371              | 60                 | 101                | 5              | 537            |
| MARTINEZ FEIJO & OTROS         | 397              | 50                 | 2                  | 27             | 476            |
| MATADERO LOS OLIVOS SOC. COL.  | 345              | 30                 | 14                 | 3              | 392            |
| FRIGOCERRO S.A.                | 379              | 2                  |                    | 5              | 386            |
| MATADERO MERCEDES LTDA.        | 260              | 92                 | 4                  | 2              | 358            |
| LUCHASOL S.A.                  | 253              | 7                  | 28                 | 5              | 293            |
| FRIGORIFICO CUAREIM LTDA.      | 197              | 39                 |                    | 4              | 240            |
| INTENDENCIA MPAL. DE ARTIGAS   | 214              | 9                  |                    |                | 223            |
| BORDENAVE MOTTA, ALEJO EDUARDO | 90               | 6                  |                    | 17             | 113            |
| <b>TOTAL</b>                   | <b>86.414</b>    | <b>76.133</b>      | <b>1.127</b>       | <b>2.585</b>   | <b>166.259</b> |



# FAENA POR ESTABLECIMIENTO - BOVINOS POR CATEGORÍA

SLAUGHTER BY ABATTOIR - BOVINE BY CLASS

Cabezas / Heads

ENERO - FEBRERO / JANUARY - FEBRUARY 2009



| ESTABLECIMIENTO / ABATTOIR     | BOVINOS / BOVINE |                    |                    |                | TOTAL          |
|--------------------------------|------------------|--------------------|--------------------|----------------|----------------|
|                                | VACAS<br>COWS    | NOVILLOS<br>STEERS | TERNEROS<br>CALVES | TOROS<br>BULLS |                |
| FRIG. LAS PIEDRAS S.A.         | 12.562           | 17.482             | 43                 | 296            | 30.383         |
| FRIG. SAN JACINTO - NIREA S.A. | 15.019           | 11.964             |                    | 385            | 27.368         |
| PULSA S.A.                     | 12.160           | 14.725             | 2                  | 238            | 27.125         |
| ESTABLECIMIENTOS COLONIA S.A.  | 5.510            | 21.183             | 27                 | 181            | 26.901         |
| FRIG. CANELONES S.A.           | 14.040           | 11.811             |                    | 414            | 26.265         |
| CLEDINOR S.A.                  | 12.428           | 12.576             | 60                 | 516            | 25.580         |
| FRIG. MATADERO CARRASCO S.A.   | 9.708            | 14.569             | 14                 | 431            | 24.722         |
| ONTILCOR S.A.                  | 7.112            | 13.771             | 26                 | 128            | 21.037         |
| FRIG. TACUAREMBO S.A.          | 10.444           | 8.495              |                    | 352            | 19.291         |
| LORSINAL S.A.                  | 9.079            | 6.988              | 256                | 305            | 16.628         |
| SUC. CARLOS SCHNECK S.A.       | 13.266           | 1.110              | 756                | 806            | 15.938         |
| CHIADEL S.A.                   | 3.583            | 11.481             |                    | 31             | 15.095         |
| INALER S.A.                    | 3.686            | 8.374              | 15                 | 118            | 12.193         |
| BILACOR S.A. FRIGOYI           | 10.138           | 1.164              | 71                 | 168            | 11.541         |
| ERSINAL S.A.                   | 1.986            | 8.555              | 27                 | 47             | 10.615         |
| COPAYAN S.A.                   | 6.772            | 2.872              | 352                | 84             | 10.080         |
| SIRSIL S.A.                    | 6.491            | 2.517              |                    | 158            | 9.166          |
| FRIG. CASA BLANCA S.A.         | 6.519            | 1.571              | 84                 | 102            | 8.276          |
| CLADEMAR S.A.(FRIG.FLORIDA)    | 7.000            | 988                | 1                  | 268            | 8.257          |
| OFERAN S.A.                    | 4.720            | 170                | 5                  | 78             | 4.973          |
| ARDISTAR S.A.                  | 2.176            | 1.254              | 278                | 347            | 4.055          |
| RONDATEL S.A.                  | 2.080            | 1.496              | 2                  | 17             | 3.595          |
| CRAVEA LEMA, MIRIAM ZULMA      | 1.949            | 942                | 458                | 22             | 3.371          |
| ARROYAL S.A.                   | 1.359            | 615                | 361                | 31             | 2.366          |
| SIMPLIFY S.A.(PAN DE AZUCAR)   | 1.744            | 67                 | 4                  | 13             | 1.828          |
| LINERIM S.A.                   | 1.199            | 472                | 48                 | 20             | 1.739          |
| MARTINEZ FEIJO & OTROS         | 851              | 181                | 2                  | 46             | 1.080          |
| LA TABLADA SRL                 | 644              | 105                | 121                | 7              | 877            |
| MATADERO MERCEDES LTDA.        | 641              | 181                | 8                  | 4              | 834            |
| MATADERO LOS OLIVOS SOC. COL.  | 699              | 75                 | 14                 | 19             | 807            |
| FRIGOCERRO S.A.                | 746              | 3                  |                    | 8              | 757            |
| LUCHASOL S.A.                  | 491              | 25                 | 46                 | 12             | 574            |
| FRIGORIFICO CUAREIM LTDA.      | 412              | 62                 |                    | 8              | 482            |
| INTENDENCIA MPAL. DE ARTIGAS   | 461              | 12                 |                    |                | 473            |
| BORDENAVE MOTTA, ALEJO EDUARDO | 165              | 8                  |                    | 25             | 198            |
| <b>TOTAL</b>                   | <b>187.840</b>   | <b>177.864</b>     | <b>3.081</b>       | <b>5.685</b>   | <b>374.470</b> |



EXPORTACIÓN  
EXPORTS



PRECIOS  
PRICES



FAENA  
SLAUGHTER



INDICE  
CONTENTS

# FAENA POR ESTABLECIMIENTO - OVINOS POR CATEGORÍA

SLAUGHTER BY ABATTOIR - SHEEP BY CLASS

Cabezas / Heads

FEBRERO / FEBRUARY 2009



| ESTABLECIMIENTO / ABATTOIR     | OVINOS / SHEEP |                    |                     |                   |                  | TOTAL          |
|--------------------------------|----------------|--------------------|---------------------|-------------------|------------------|----------------|
|                                | OVEJAS<br>EWES | CAPONES<br>WETHERS | BORREGOS<br>HOGGETS | CORDEROS<br>LAMBS | CARNEROS<br>RAMS |                |
| FRIGOCERRO S.A.                | 11.106         | 5.280              | 5.315               | 8.975             | 35               | 30.711         |
| FRIG. MATADERO CARRASCO S.A.   | 7.354          | 1.196              | 1.760               | 14.750            | 210              | 25.270         |
| FRIG. SAN JACINTO - NIREA S.A. | 2.067          | 564                | 5.985               | 14.921            |                  | 23.537         |
| FRIG. LAS PIEDRAS S.A.         | 272            | 4.688              | 3.945               | 6.835             |                  | 15.740         |
| CALTES S.A.                    | 8.254          | 1.302              | 572                 | 3.059             | 33               | 13.220         |
| INALER S.A.                    | 7.484          | 4.125              | 417                 | 398               |                  | 12.424         |
| CLEDINOR S.A.                  | 2.630          | 1.176              | 3.300               | 177               |                  | 7.283          |
| INTENDENCIA MPAL. DE ARTIGAS   | 3.305          | 739                | 185                 | 140               | 11               | 4.380          |
| FRIGORIFICO CUAREIM LTDA.      | 2.194          | 70                 | 30                  | 1.590             |                  | 3.884          |
| LA TABLADA SRL                 | 335            | 223                | 124                 | 2.979             |                  | 3.661          |
| OFERAN S.A.                    | 1.041          | 916                | 566                 | 441               |                  | 2.964          |
| LUCHASOL S.A.                  | 1.014          | 86                 |                     | 362               |                  | 1.462          |
| RONDATEL S.A.                  | 283            |                    | 192                 | 739               |                  | 1.214          |
| ARROYAL S.A.                   | 387            | 3                  | 38                  | 419               | 36               | 883            |
| SIMPLIFY S.A.(PAN DE AZUCAR)   |                |                    | 9                   | 789               | 14               | 812            |
| FRIG. CASA BLANCA S.A.         |                |                    | 63                  | 366               |                  | 429            |
| BORDENAVE MOTTA, ALEJO EDUARDO | 158            | 222                |                     |                   |                  | 380            |
| MARTINEZ FEIJO & OTROS         | 30             |                    |                     | 100               |                  | 130            |
| MATADERO MERCEDES LTDA.        |                |                    |                     | 105               |                  | 105            |
| CHIADEL S.A.                   |                |                    |                     |                   |                  |                |
| <b>TOTAL</b>                   | <b>47.914</b>  | <b>20.590</b>      | <b>22.501</b>       | <b>57.145</b>     | <b>339</b>       | <b>148.489</b> |



# FAENA POR ESTABLECIMIENTO - OVINOS POR CATEGORÍA

SLAUGHTER BY ABATTOIR - SHEEP BY CLASS

Cabezas / Heads

ENERO - FEBRERO / JANUARY - FEBRUARY 2009



| ESTABLECIMIENTO / ABATTOIR     | OVINOS / SHEEP |                    |                     |                   |                  | TOTAL          |
|--------------------------------|----------------|--------------------|---------------------|-------------------|------------------|----------------|
|                                | OVEJAS<br>EWES | CAPONES<br>WETHERS | BORREGOS<br>HOGGETS | CORDEROS<br>LAMBS | CARNEROS<br>RAMS |                |
| FRIGOCERRO S.A.                | 18.316         | 6.967              | 13.050              | 40.651            | 50               | 79.034         |
| FRIG. MATADERO CARRASCO S.A.   | 15.157         | 3.589              | 5.264               | 45.229            | 240              | 69.479         |
| FRIG. SAN JACINTO - NIREA S.A. | 4.390          | 1.515              | 11.944              | 39.434            | 2                | 57.285         |
| FRIG. LAS PIEDRAS S.A.         | 531            | 8.132              | 9.322               | 18.175            | 2                | 36.162         |
| CALTES S.A.                    | 13.076         | 2.455              | 1.510               | 4.559             | 81               | 21.681         |
| CLEDINOR S.A.                  | 2.630          | 1.176              | 6.069               | 3.290             |                  | 13.165         |
| INALER S.A.                    | 7.484          | 4.125              | 417                 | 398               |                  | 12.424         |
| CHIADEL S.A.                   | 4.035          | 2.372              | 307                 | 4.059             |                  | 10.773         |
| INTENDENCIA MPAL. DE ARTIGAS   | 6.825          | 1.773              | 510                 | 298               | 11               | 9.417          |
| FRIGORIFICO CUAREIM LTDA.      | 3.884          | 70                 | 270                 | 3.365             |                  | 7.589          |
| LA TABLADA SRL                 | 516            | 223                | 173                 | 4.261             |                  | 5.173          |
| OFERAN S.A.                    | 1.180          | 967                | 1.131               | 686               |                  | 3.964          |
| SIMPLIFY S.A.(PAN DE AZUCAR)   | 10             | 8                  | 39                  | 3.084             | 14               | 3.155          |
| LUCHASOL S.A.                  | 1.739          | 165                | 124                 | 822               |                  | 2.850          |
| RONDATEL S.A.                  | 283            |                    | 1.356               | 739               |                  | 2.378          |
| FRIG. CASA BLANCA S.A.         | 880            | 60                 | 397                 | 956               |                  | 2.293          |
| ARROYAL S.A.                   | 526            | 7                  | 38                  | 1.142             | 36               | 1.749          |
| BORDENAVE MOTTA, ALEJO EDUARDO | 468            | 222                |                     |                   |                  | 690            |
| MATADERO MERCEDES LTDA.        |                |                    |                     | 307               |                  | 307            |
| MARTINEZ FEIJO & OTROS         | 30             |                    |                     | 100               |                  | 130            |
| <b>TOTAL</b>                   | <b>81.960</b>  | <b>33.826</b>      | <b>51.921</b>       | <b>171.555</b>    | <b>436</b>       | <b>339.698</b> |



EXPORTACIÓN  
EXPORTS



PRECIOS  
PRICES



FAENA  
SLAUGHTER



INDICE  
CONTENTS

# FAENA POR ESTABLECIMIENTO - PORCINOS Y EQUINOS POR CATEGORÍA

SLAUGHTER BY ABATTOIR - SWINE AND HORSES BY CLASS

Cabezas / Heads

FEBRERO / FEBRUARY 2009



| ESTABLECIMIENTO /<br>ABATTOIR  | PORCINOS / SWINE |                     |               | EQUINOS<br>HORSES |
|--------------------------------|------------------|---------------------|---------------|-------------------|
|                                | CERDOS<br>PIGS   | LECHONES<br>PIGLETS | TOTAL         |                   |
| MIRNABEL S.A.                  | 5.703            | 238                 | 5.941         |                   |
| ARDISTAR S.A.                  | 3.287            |                     | 3.287         |                   |
| ARROYAL S.A.                   | 1.110            | 207                 | 1.317         |                   |
| RONDATEL S.A.                  | 745              | 22                  | 767           |                   |
| BORDENAVE MOTTA, ALEJO EDUARDO | 226              |                     | 226           |                   |
| MATADERO LOS OLIVOS SOC. COL.  | 213              |                     | 213           |                   |
| LA TABLADA SRL                 | 178              |                     | 178           |                   |
| MATADERO MERCEDES LTDA.        | 30               |                     | 30            |                   |
| LUCHASOL S.A.                  |                  |                     |               |                   |
| CLAY S.A.                      |                  |                     |               | 1.468             |
| SAREL S.A.                     |                  |                     |               | 1.130             |
| AGRO INDUSTRIAL DEL ESTE       |                  |                     |               | 642               |
| <b>TOTAL</b>                   | <b>11.492</b>    | <b>467</b>          | <b>11.959</b> | <b>3.240</b>      |



# FAENA POR ESTABLECIMIENTO - PORCINOS Y EQUINOS POR CATEGORÍA

SLAUGHTER BY ABATTOIR - SWINE AND HORSES BY CLASS

Cabezas / Heads

ENERO - FEBRERO / JANUARY - FEBRUARY 2009



| ESTABLECIMIENTO /<br>ABATTOIR  | PORCINOS / SWINE |                     |               | EQUINOS<br>HORSES |
|--------------------------------|------------------|---------------------|---------------|-------------------|
|                                | CERDOS<br>PIGS   | LECHONES<br>PIGLETS | TOTAL         |                   |
| MIRNABEL S.A.                  | 11.436           | 639                 | 12.075        |                   |
| ARDISTAR S.A.                  | 7.266            |                     | 7.266         |                   |
| ARROYAL S.A.                   | 2.443            | 340                 | 2.783         |                   |
| RONDATEL S.A.                  | 1.177            | 49                  | 1.226         |                   |
| MATADERO LOS OLIVOS SOC. COL.  | 479              |                     | 479           |                   |
| BORDENAVE MOTTA, ALEJO EDUARDO | 359              |                     | 359           |                   |
| LA TABLADA SRL                 | 270              |                     | 270           |                   |
| MATADERO MERCEDES LTDA.        | 57               | 1                   | 58            |                   |
| LUCHASOL S.A.                  | 2                |                     | 2             |                   |
| CLAY S.A.                      |                  |                     |               | 2.786             |
| SAREL S.A.                     |                  |                     |               | 2.270             |
| AGRO INDUSTRIAL DEL ESTE       |                  |                     |               | 1.586             |
| <b>TOTAL</b>                   | <b>23.489</b>    | <b>1.029</b>        | <b>24.518</b> | <b>6.642</b>      |



EXPORTACIÓN  
EXPORTS



PRECIOS  
PRICES



FAENA  
SLAUGHTER



INDICE  
CONTENTS

# FAENA POR ESTABLECIMIENTO - BOVINOS

SLAUGHTER BY ABATTOIR - BOVINE

Cabezas / Heads

2009



| ESTABLECIMIENTO / ABATTOIR     | ENERO<br>JANUARY | FEBRERO<br>FEBRUARY | MARZO<br>MARCH | ABRIL<br>APRIL | MAYO<br>MAY | JUNIO<br>JUNE | TOTAL          |
|--------------------------------|------------------|---------------------|----------------|----------------|-------------|---------------|----------------|
| FRIG. LAS PIEDRAS S.A.         | 16.569           | 13.814              |                |                |             |               | 30.383         |
| FRIG. SAN JACINTO - NIREA S.A. | 14.673           | 12.695              |                |                |             |               | 27.368         |
| PULSA S.A.                     | 14.287           | 12.838              |                |                |             |               | 27.125         |
| ESTABLECIMIENTOS COLONIA S.A.  | 17.127           | 9.774               |                |                |             |               | 26.901         |
| FRIG. CANELONES S.A.           | 13.428           | 12.837              |                |                |             |               | 26.265         |
| CLEDINOR S.A.                  | 14.788           | 10.792              |                |                |             |               | 25.580         |
| FRIG. MATADERO CARRASCO S.A.   | 14.006           | 10.716              |                |                |             |               | 24.722         |
| ONTILCOR S.A.                  | 10.961           | 10.076              |                |                |             |               | 21.037         |
| FRIG. TACUAREMBO S.A.          | 11.497           | 7.794               |                |                |             |               | 19.291         |
| LORSINAL S.A.                  | 9.502            | 7.126               |                |                |             |               | 16.628         |
| SUC. CARLOS SCHNECK S.A.       | 9.636            | 6.302               |                |                |             |               | 15.938         |
| CHIADEL S.A.                   | 8.804            | 6.291               |                |                |             |               | 15.095         |
| INALER S.A.                    | 5.180            | 7.013               |                |                |             |               | 12.193         |
| BILACOR S.A. FRIGOYI           | 6.126            | 5.415               |                |                |             |               | 11.541         |
| ERSINAL S.A.                   | 6.418            | 4.197               |                |                |             |               | 10.615         |
| COPAYAN S.A.                   | 5.782            | 4.298               |                |                |             |               | 10.080         |
| SIRSIL S.A.                    | 4.408            | 4.758               |                |                |             |               | 9.166          |
| FRIG. CASA BLANCA S.A.         | 4.508            | 3.768               |                |                |             |               | 8.276          |
| CLADEMAR S.A.(FRIG.FLORIDA)    | 5.843            | 2.414               |                |                |             |               | 8.257          |
| OFERAN S.A.                    | 2.725            | 2.248               |                |                |             |               | 4.973          |
| ARDISTAR S.A.                  | 2.456            | 1.599               |                |                |             |               | 4.055          |
| RONDATEL S.A.                  | 1.436            | 2.159               |                |                |             |               | 3.595          |
| CRAVEA LEMA, MIRIAM ZULMA      | 1.681            | 1.690               |                |                |             |               | 3.371          |
| ARROYAL S.A.                   | 1.306            | 1.060               |                |                |             |               | 2.366          |
| SIMPLIFY S.A.(PAN DE AZUCAR)   | 1.031            | 797                 |                |                |             |               | 1.828          |
| LINERIM S.A.                   | 969              | 770                 |                |                |             |               | 1.739          |
| MARTINEZ FEIJO & OTROS         | 604              | 476                 |                |                |             |               | 1.080          |
| LA TABLADA SRL                 | 340              | 537                 |                |                |             |               | 877            |
| MATADERO MERCEDES LTDA.        | 476              | 358                 |                |                |             |               | 834            |
| MATADERO LOS OLIVOS SOC. COL.  | 415              | 392                 |                |                |             |               | 807            |
| FRIGOCERRO S.A.                | 371              | 386                 |                |                |             |               | 757            |
| LUCHASOL S.A.                  | 281              | 293                 |                |                |             |               | 574            |
| FRIGORIFICO CUAREIM LTDA.      | 242              | 240                 |                |                |             |               | 482            |
| INTENDENCIA MPAL. DE ARTIGAS   | 250              | 223                 |                |                |             |               | 473            |
| BORDENAVE MOTTA, ALEJO EDUARDO | 85               | 113                 |                |                |             |               | 198            |
| <b>TOTAL</b>                   | <b>208.211</b>   | <b>166.259</b>      |                |                |             |               | <b>374.470</b> |



# FAENA POR ESTABLECIMIENTO - OVINOS

SLAUGHTER BY ABATTOIR - SHEEP

Cabezas / Heads

2009



| ESTABLECIMIENTO / ABATTOIR     | ENERO<br>JANUARY | FEBRERO<br>FEBRUARY | MARZO<br>MARCH | ABRIL<br>APRIL | MAYO<br>MAY | JUNIO<br>JUNE | TOTAL          |
|--------------------------------|------------------|---------------------|----------------|----------------|-------------|---------------|----------------|
| FRIGOCERRO S.A.                | 48.323           | 30.711              |                |                |             |               | 79.034         |
| FRIG. MATADERO CARRASCO S.A.   | 44.209           | 25.270              |                |                |             |               | 69.479         |
| FRIG. SAN JACINTO - NIREA S.A. | 33.748           | 23.537              |                |                |             |               | 57.285         |
| FRIG. LAS PIEDRAS S.A.         | 20.422           | 15.740              |                |                |             |               | 36.162         |
| CALTES S.A.                    | 8.461            | 13.220              |                |                |             |               | 21.681         |
| CLEDINOR S.A.                  | 5.882            | 7.283               |                |                |             |               | 13.165         |
| INALER S.A.                    |                  | 12.424              |                |                |             |               | 12.424         |
| CHIADEL S.A.                   | 10.773           |                     |                |                |             |               | 10.773         |
| INTENDENCIA MPAL. DE ARTIGAS   | 5.037            | 4.380               |                |                |             |               | 9.417          |
| FRIGORIFICO CUAREIM LTDA.      | 3.705            | 3.884               |                |                |             |               | 7.589          |
| LA TABLADA SRL                 | 1.512            | 3.661               |                |                |             |               | 5.173          |
| OFERAN S.A.                    | 1.000            | 2.964               |                |                |             |               | 3.964          |
| SIMPLIFY S.A.(PAN DE AZUCAR)   | 2.343            | 812                 |                |                |             |               | 3.155          |
| LUCHASOL S.A.                  | 1.388            | 1.462               |                |                |             |               | 2.850          |
| RONDATEL S.A.                  | 1.164            | 1.214               |                |                |             |               | 2.378          |
| FRIG. CASA BLANCA S.A.         | 1.864            | 429                 |                |                |             |               | 2.293          |
| ARROYAL S.A.                   | 866              | 883                 |                |                |             |               | 1.749          |
| BORDENAVE MOTTA, ALEJO EDUARDO | 310              | 380                 |                |                |             |               | 690            |
| MATADERO MERCEDES LTDA.        | 202              | 105                 |                |                |             |               | 307            |
| MARTINEZ FEIJO & OTROS         |                  | 130                 |                |                |             |               | 130            |
| <b>TOTAL</b>                   | <b>191.209</b>   | <b>148.489</b>      |                |                |             |               | <b>339.698</b> |



EXPORTACIÓN  
EXPORTS



PRECIOS  
PRICES



FAENA  
SLAUGHTER



INDICE  
CONTENTS

# PRECIO PROMEDIO - NOVILLOS GORDOS - EN PIE Y EN CUARTA BALANZA (PUESTO 4)

BEEF - BREED STEERS - AVERAGE PRICES - LIVE AND DRESSED (POINT 4)

USD/Kg.

## 2008 - 2009

Novillos gordos de más de 380 Kilos de razas carniceras y sus cruzas.

Puesto en frigorífico, valor contado\*.

Informado por establecimientos de faena habilitados a nivel nacional.

Beef - breed steers, 380 kg. up, paid cash at abattoirs, freight included.



| MES / MONTH         | 2008           |   | 2009           |   |
|---------------------|----------------|---|----------------|---|
|                     | EN PIE<br>LIVE | EN CUARTA BALANZA<br>(PUESTO 4)<br>4th. SCALE (POINT 4) | EN PIE<br>LIVE | EN CUARTA BALANZA<br>(PUESTO 4)<br>4th. SCALE (POINT 4) |
| ENERO/JANUARY       | 1,115          | 2,104   | 1,013          | 1,929   |
| FEBRERO/FEBRUARY    | 1,226          | 2,307   | 1,060          | 1,987   |
| MARZO/MARCH         | 1,315          | 2,462   |                |   |
| ABRIL/APRIL         | 1,343          | 2,562   |                |   |
| MAYO/MAY            | 1,332          | 2,564   |                |   |
| JUNIO/JUNE          | 1,503          | 2,824   |                |   |
| JULIO/JULY          | 1,750          | 3,229   |                |   |
| AGOSTO/AUGUST       | 2,006          | 3,659   |                |   |
| SETIEMBRE/SEPTEMBER | 1,906          | 3,487   |                |   |
| OCTUBRE/OCTOBER     | 1,497          | 2,747   |                |   |
| NOVIEMBRE/NOVEMBER  | 1,089          | 2,039   |                |   |
| DICIEMBRE/DECEMBER  | 0,963          | 1,826   |                |   |

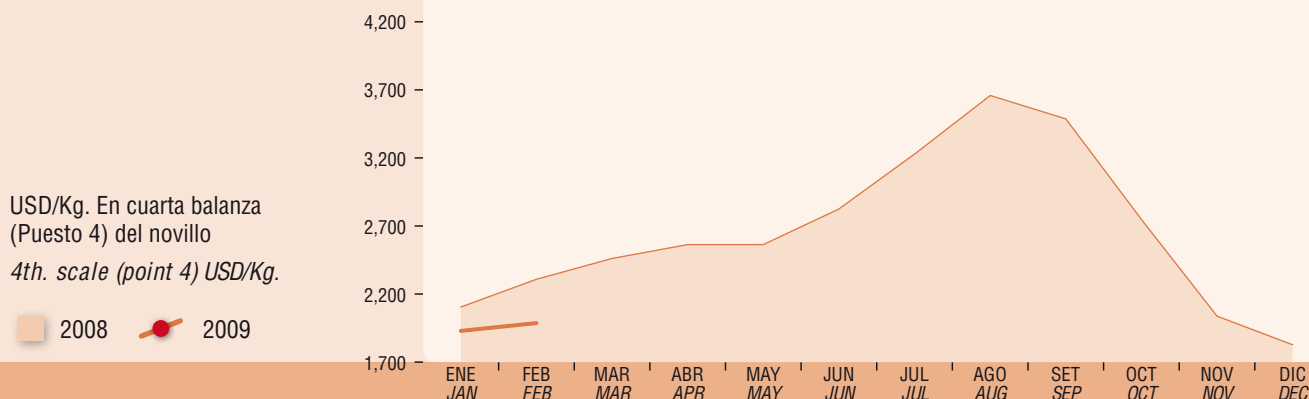
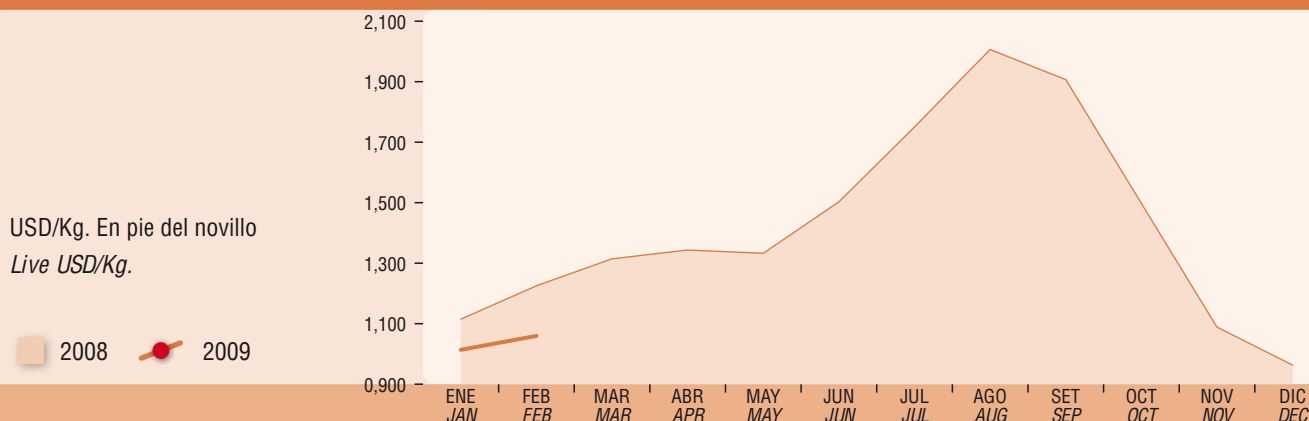
\* Los valores "contado" se obtuvieron deflactando los valores corrientes informados por los frigoríficos utilizando las tasas que aplica el BROU para la Industria Frigorífica, por el plazo de pago de cada una de las operaciones consideradas.

\* Cash values were obtained deflating current values, using BROU rates applied for industry, by the terms of payment of each one of considered operations.

Nota: Cuarta balanza equivale al concepto de "2da.bza." (según publicaciones anteriores) y corresponde al puesto 4 del SEIIC.

Note: This is equal to the "second scale" concept (as referred to in previous editions), and it corresponds to point 4 of the SEIIC.

## ANÁLISIS COMPARATIVO DEL PRECIO PROMEDIO MENSUAL / COMPARATIVE ANALYSIS



# PRECIO PROMEDIO - VACAS GORDAS - EN PIE Y EN CUARTA BALANZA (PUESTO 4)

BEEF - BREED COWS - AVERAGE PRICES - LIVE AND DRESSED (POINT 4)

USD/Kg.

## 2008 - 2009

Vacas gordas de más de 370 Kilos de razas carniceras y sus cruzas.

Puesto en frigorífico, valor contado\*.

Informado por establecimientos de faena habilitados a nivel nacional.

Beef - breed cows, 370 kg. up, paid cash at abattoirs, freight included.



| MES / MONTH         | 2008           |   | 2009           |   |
|---------------------|----------------|---|----------------|---|
|                     | EN PIE<br>LIVE | EN CUARTA BALANZA<br>(PUESTO 4)<br>4th. SCALE (POINT 4) | EN PIE<br>LIVE | EN CUARTA BALANZA<br>(PUESTO 4)<br>4th. SCALE (POINT 4) |
| ENERO/JANUARY       | 0,944          | 1,919   | 0,761          | 1,556   |
| FEBRERO/FEBRUARY    | 1,036          | 2,086   | 0,808          | 1,630   |
| MARZO/MARCH         | 1,093          | 2,217   |                |   |
| ABRIL/APRIL         | 1,113          | 2,277   |                |   |
| MAYO/MAY            | 1,096          | 2,274   |                |   |
| JUNIO/JUNE          | 1,187          | 2,450   |                |   |
| JULIO/JULY          | 1,373          | 2,782   |                |   |
| AGOSTO/AUGUST       | 1,584          | 3,141   |                |   |
| SETIEMBRE/SEPTEMBER | 1,529          | 3,015   |                |   |
| OCTUBRE/OCTOBER     | 1,211          | 2,356   |                |   |
| NOVIEMBRE/NOVEMBER  | 0,847          | 1,698   |                |   |
| DICIEMBRE/DECEMBER  | 0,734          | 1,494   |                |   |

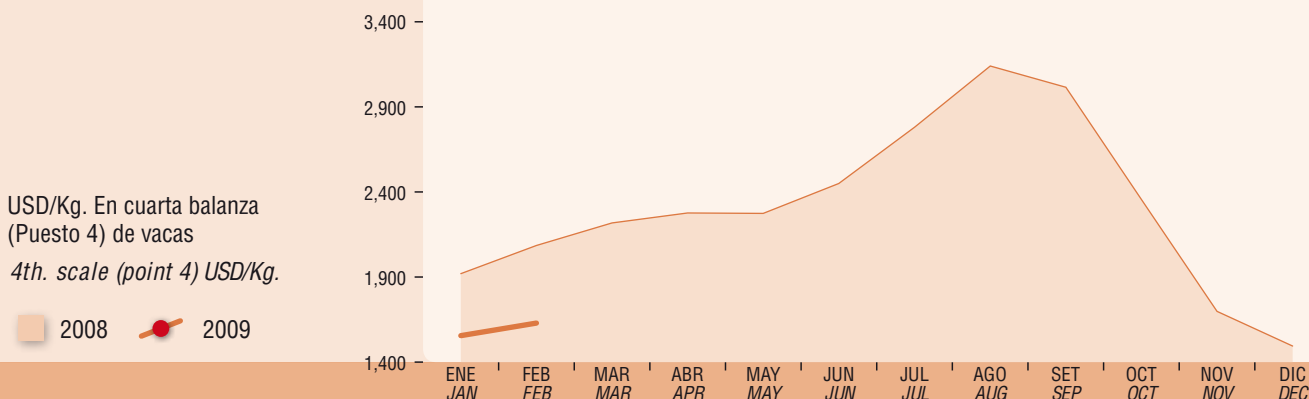
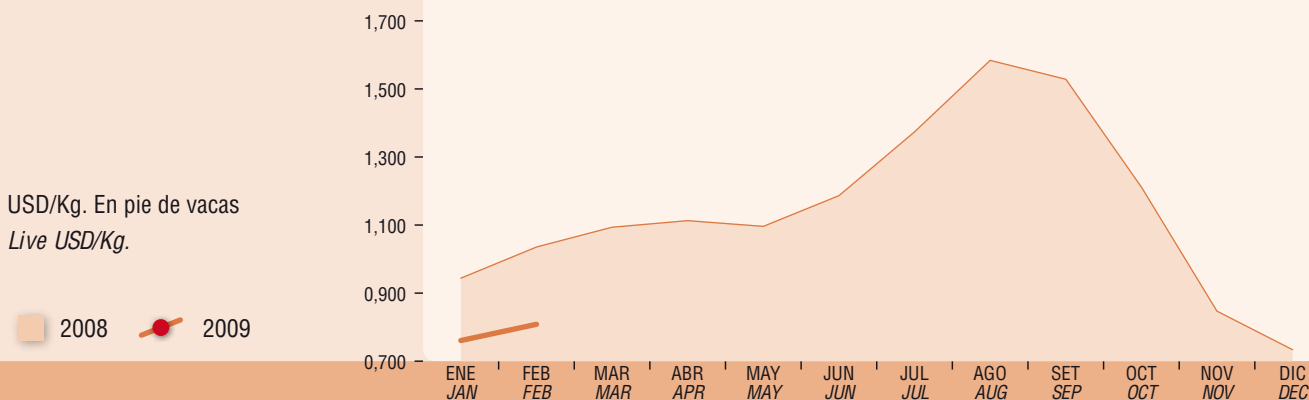
\* Los valores "contado" se obtuvieron deflactando los valores corrientes informados por los frigoríficos utilizando las tasas que aplica el BROU para la Industria Frigorífica, por el plazo de pago de cada una de las operaciones consideradas.

\* Cash values were obtained deflating current values, using BROU rates applied for industry, by the terms of payment of each one of considered operations.

Nota: Cuarta balanza equivale al concepto de "2da.bza." (según publicaciones anteriores) y corresponde al puesto 4 del SEIIC.

Note: This is equal to the "second scale" concept (as referred to in previous editions), and it corresponds to point 4 of the SEIIC.

## ANÁLISIS COMPARATIVO DEL PRECIO PROMEDIO MENSUAL / COMPARATIVE ANALYSIS



EXPORTACIÓN  
EXPORTS



PRECIOS  
PRICES



FAENA  
SLAUGHTER



INDICE  
INDEX

# PRECIO PROMEDIO - VAQUILLONAS GORDAS - EN PIE Y EN CUARTA BALANZA (PUESTO 4)

BEEF - BREED HEIFERS - AVERAGE PRICES - LIVE AND DRESSED (POINT 4)

USD/Kg.

2008 - 2009

Vaquillonas de razas carniceras y sus cruizas.

Puesto en frigorífico, valor contado\*.

Informado por establecimientos de faena habilitados a nivel nacional.

Beef - breed heifers, paid cash at abattoirs, freight included.



| MES / MONTH         | 2008           |   | 2009           |   |
|---------------------|----------------|---|----------------|---|
|                     | EN PIE<br>LIVE | EN CUARTA BALANZA<br>(PUESTO 4)<br>4th. SCALE (POINT 4) | EN PIE<br>LIVE | EN CUARTA BALANZA<br>(PUESTO 4)<br>4th. SCALE (POINT 4) |
| ENERO/JANUARY       | 1,033          | 1,994   | 0,849          | 1,662   |
| FEBRERO/FEBRUARY    | 1,118          | 2,148   | 0,915          | 1,781   |
| MARZO/MARCH         | 1,184          | 2,289   |                |   |
| ABRIL/APRIL         | 1,197          | 2,344   |                |   |
| MAYO/MAY            | 1,175          | 2,350   |                |   |
| JUNIO/JUNE          | 1,276          | 2,545   |                |   |
| JULIO/JULY          | 1,505          | 2,926   |                |   |
| AGOSTO/AUGUST       | 1,721          | 3,290   |                |   |
| SETIEMBRE/SEPTEMBER | 1,682          | 3,234   |                |   |
| OCTUBRE/OCTOBER     | 1,355          | 2,653   |                |   |
| NOVIEMBRE/NOVEMBER  | 0,925          | 1,842   |                |   |
| DICIEMBRE/DECEMBER  | 0,811          | 1,608   |                |   |

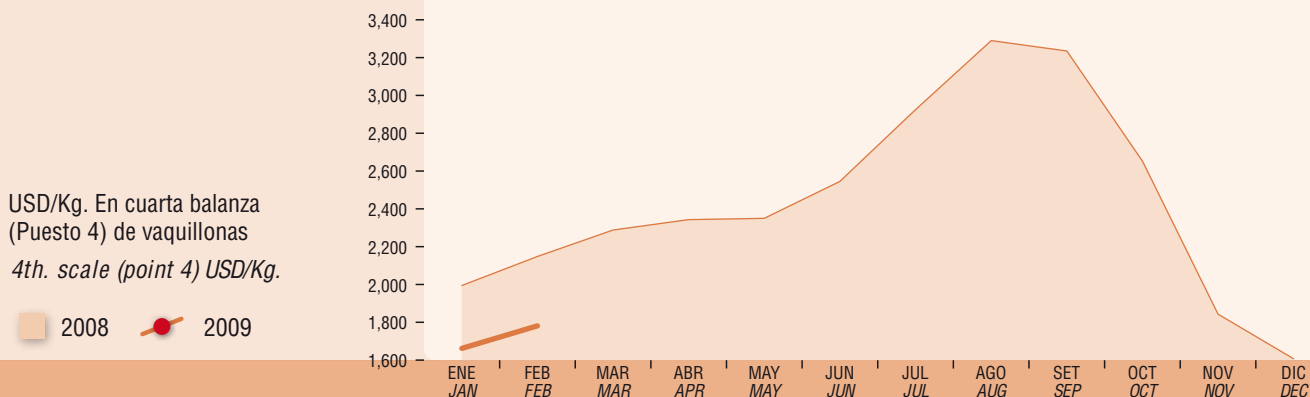
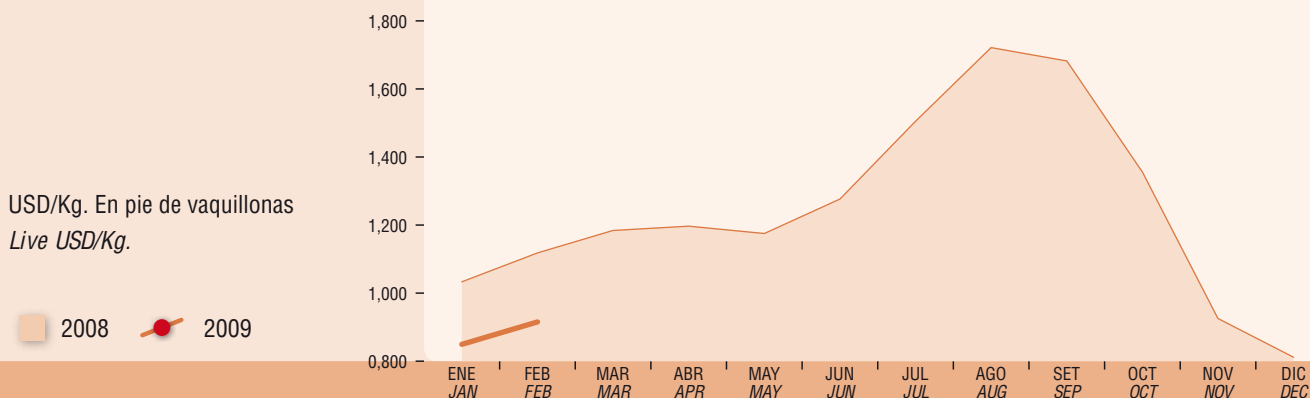
\* Los valores "contado" se obtuvieron deflactando los valores corrientes informados por los frigoríficos utilizando las tasas que aplica el BROU para la Industria Frigorífica, por el plazo de pago de cada una de las operaciones consideradas.

\* Cash values were obtained deflating current values, using BROU rates applied for industry, by the terms of payment of each one of considered operations.

Nota: Cuarta balanza equivale al concepto de "2da.bza." (según publicaciones anteriores) y corresponde al puesto 4 del SEIIC.

Note: This is equal to the "second scale" concept (as referred to in previous editions), and it corresponds to point 4 of the SEIIC.

## ANÁLISIS COMPARATIVO DEL PRECIO PROMEDIO MENSUAL / COMPARATIVE ANALYSIS



# PRECIO PROMEDIO DEL CUERO FRESCO

FRESH HIDE AVERAGE PRICES

USD/Kg.

2008 - 2009

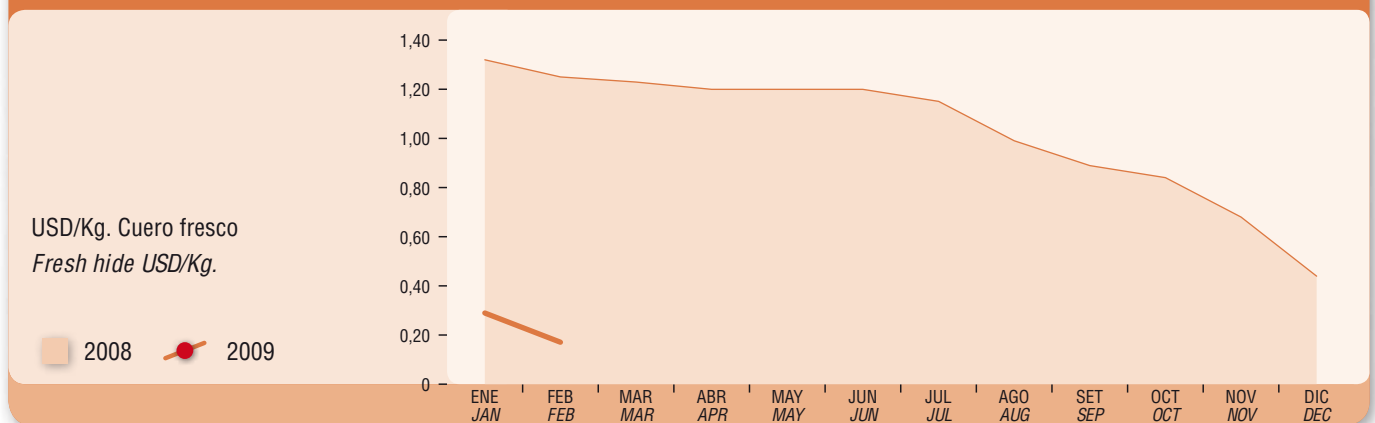
Precios de venta informados por las plantas de faena habilitadas a nivel nacional referidos a novillos gordos y vacas gordas.

Sale prices advised by Licensed Processing Plants related to heavy weight - steers and cows.



| MES / MONTH         | 2008 | 2009 |
|---------------------|------|------|
| ENERO/JANUARY       | 1,32 | 0,29 |
| FEBRERO/FEBRUARY    | 1,25 | 0,17 |
| MARZO/MARCH         | 1,23 |      |
| ABRIL/APRIL         | 1,20 |      |
| MAYO/MAY            | 1,20 |      |
| JUNIO/JUNE          | 1,20 |      |
| JULIO/JULY          | 1,15 |      |
| AGOSTO/AUGUST       | 0,99 |      |
| SETIEMBRE/SEPTEMBER | 0,89 |      |
| OCTUBRE/OCTOBER     | 0,84 |      |
| NOVIEMBRE/NOVEMBER  | 0,68 |      |
| DICIEMBRE/DECEMBER  | 0,44 |      |

## ANÁLISIS COMPARATIVO DEL PRECIO PROMEDIO MENSUAL / COMPARATIVE ANALYSIS



EXPORTACIÓN  
EXPORTS



PRECIOS  
PRICES



FAENA  
SLAUGHTER



INDICE  
INDEX



**inac**



INDICE  
INDEX



FAENA  
SLAUGHTER



PRECIOS  
PRICES



EXPORTACIÓN  
EXPORTS

# EXPORTACIONES TOTALES POR PRODUCTO

TOTAL EXPORTS BY PRODUCT

ENERO - FEBRERO / JANUARY - FEBRUARY - 2008 - 2009

Toneladas peso embarque  
Tons shipped weight

|  | ENE. / FEB. - JAN. / FEB.<br>2009 | ENE. / FEB. - JAN. / FEB.<br>2008 |
|--|-----------------------------------|-----------------------------------|
|  Carne Bovina<br>Beef                                 | 43.354                            | 50.018                            |
|  Carne Ovina<br>Ovine meat                            | 2.623                             | 2.898                             |
|  Carne Equina<br>Horse meat                           | 913                               | 968                               |
|  Carne Porcina<br>Pork                                | 6                                 | 48                                |
|  Carne de Ave<br>Poultry meat                        | 817                               | 237                               |
|  Carne de Animales de Caza Menor<br>Small Game meat |                                   |                                   |
| Menudencias<br>Offals  | 3.966                             | 4.069                             |
| Producto cárnico genérico<br>Generic meat product  |                                   | 1                                 |
| Subproducto residual comestible<br>Remaining edible byproduct  | 523                               | 704                               |
| Subproducto primario para uso industrial<br>Primary byproduct for industrial use   | 16.945                            | 11.598                            |
| Subproducto industrializado<br>Industrialized byproduct  | 12.273                            | 11.645                            |
| Producto cárnico para alimentación animal<br>Meat product for animal fodderage   | 148                               | 45                                |
| <b>TOTAL</b>   | <b>81.567</b>                     | <b>82.231</b>                     |



EXPORTACIÓN  
EXPORTS



PRECIOS  
PRICES



FAENA  
SLAUGHTER



INDICE  
INDEX

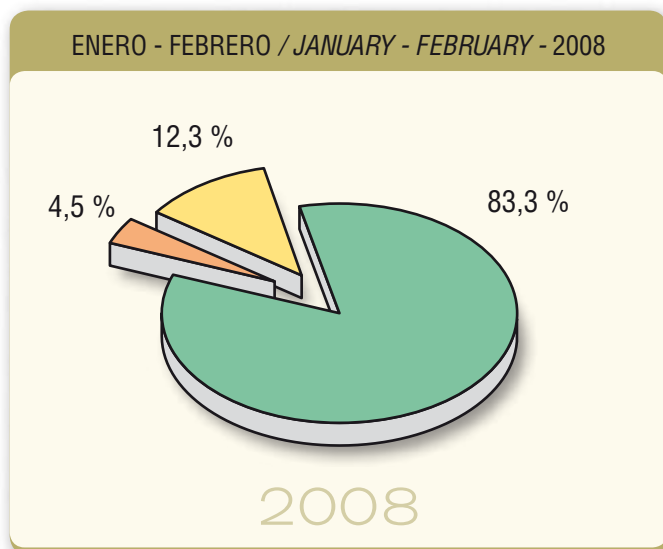
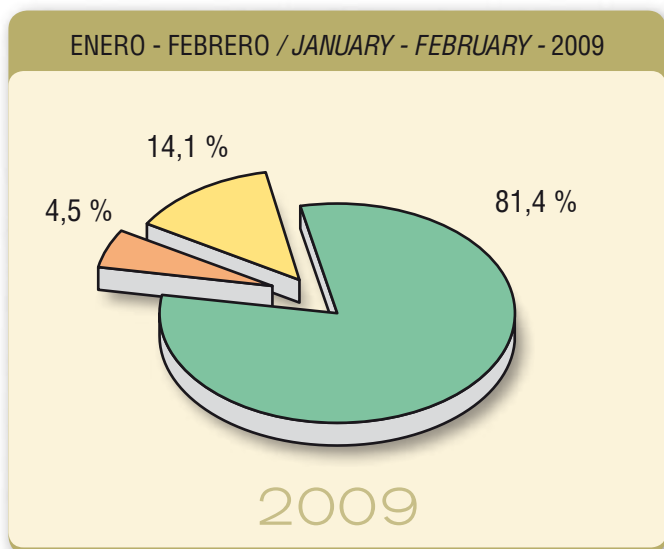
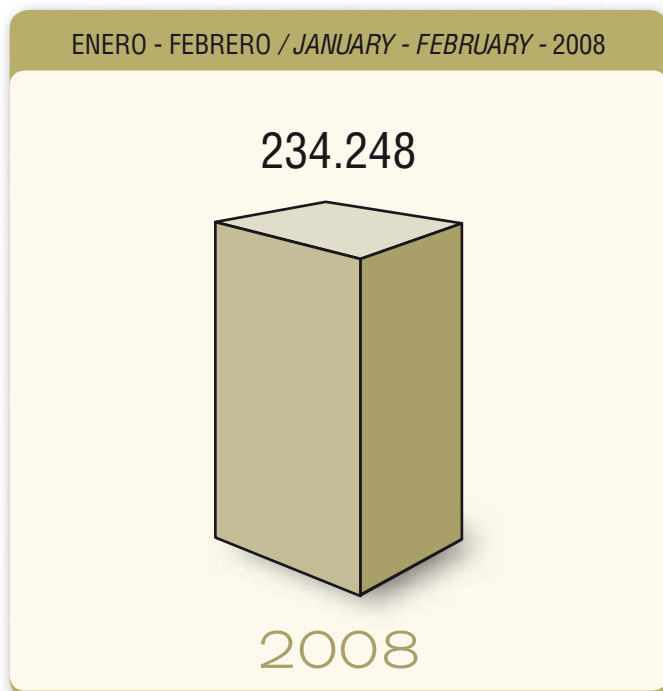
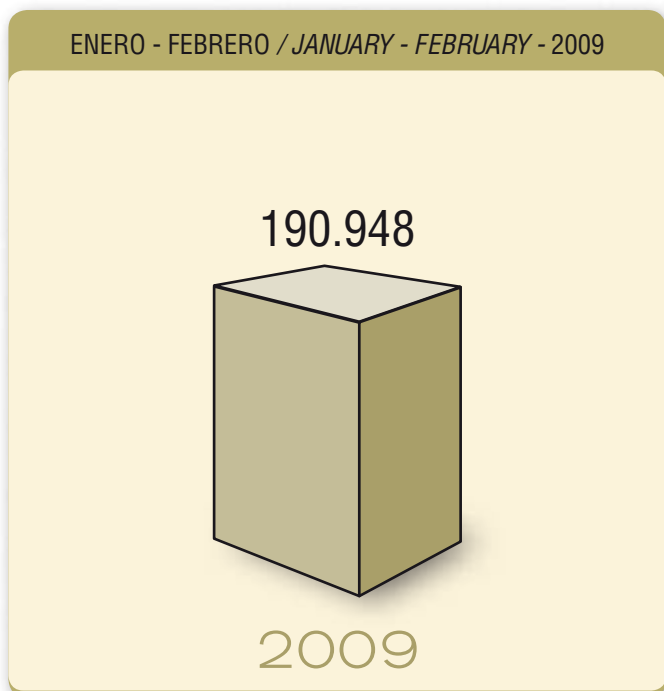
# EXPORTACIONES TOTALES DEL SECTOR CÁRNICO

TOTAL MEAT EXPORTS

ENERO - FEBRERO / JANUARY - FEBRUARY - 2008 - 2009

Importe FOB (Miles de dólares)

FOB Value (Thousand dollars)



|                          | ENE. / FEB. - JAN. / FEB. - 2009 | ENE. / FEB. - JAN. / FEB. - 2008 |
|--------------------------|----------------------------------|----------------------------------|
| CARNE BOVINA / BEEF      | 155.454                          | 194.742                          |
| CARNE OVINA / OVINE MEAT | 8.574                            | 10.944                           |
| OTRAS CARNES / OTHERS    | 26.920                           | 28.562                           |
| <b>TOTAL GENERAL</b>     | <b>190.948</b>                   | <b>234.248</b>                   |

# EXPORTACIONES TOTALES DEL SECTOR CÁRNICO

TOTAL MEAT EXPORTS

2008 - 2009

Importe FOB (Miles de dólares)

FOB Value (Thousand dollars)

| MES / MONTH   | 2009**            |                        |                   |                | 2008              |                        |                   |                  |
|---|-------------------|------------------------|-------------------|----------------|-------------------|------------------------|-------------------|------------------|
|   | C. BOVINA<br>BEEF | C. OVINA<br>OVINE MEAT | OTROS*<br>OTHERS* | TOTAL          | C. BOVINA<br>BEEF | C. OVINA<br>OVINE MEAT | OTROS*<br>OTHERS* | TOTAL            |
| ENERO/JANUARY   | 80.102            | 4.467                  | 12.979            | 97.549         | 97.600            | 4.072                  | 11.715            | 113.387          |
| FEBRERO/FEBRUARY  | 75.351            | 4.107                  | 13.941            | 93.399         | 97.143            | 6.872                  | 16.846            | 120.862          |
| MARZO/MARCH   |                   |                        |                   |                | 101.951           | 5.655                  | 16.336            | 123.942          |
| <b>1<sup>ER</sup> TRIMESTRE/1<sup>ST</sup> QUARTER</b>  |                   |                        |                   |                | 296.694           | 16.599                 | 44.898            | 358.191          |
| ABRIL/APRIL   |                   |                        |                   |                | 110.873           | 7.665                  | 14.115            | 132.653          |
| MAYO/MAY  |                   |                        |                   |                | 150.132           | 5.655                  | 17.156            | 172.944          |
| JUNIO/JUNE  |                   |                        |                   |                | 124.410           | 4.579                  | 21.637            | 150.625          |
| <b>2<sup>º</sup> TRIMESTRE/2<sup>ND</sup> QUARTER</b>   |                   |                        |                   |                | 385.415           | 17.899                 | 52.908            | 456.222          |
| <b>1<sup>ER</sup> SEMESTRE /1<sup>ST</sup> SEMESTER</b> |                   |                        |                   |                | 682.109           | 34.498                 | 97.806            | 814.413          |
| JULIO/JULY  |                   |                        |                   |                | 133.667           | 3.634                  | 16.177            | 153.478          |
| AGOSTO/AUGUST   |                   |                        |                   |                | 92.311            | 2.755                  | 19.539            | 114.605          |
| SEPTIEMBRE/SEPTEMBER                                    |                   |                        |                   |                | 79.847            | 5.278                  | 11.806            | 96.930           |
| <b>3<sup>ER</sup> TRIMESTRE/3<sup>RD</sup> QUARTER</b>  |                   |                        |                   |                | 305.824           | 11.666                 | 47.522            | 365.013          |
| OCTUBRE/OCTOBER   |                   |                        |                   |                | 78.311            | 8.188                  | 14.902            | 101.400          |
| NOVIEMBRE/NOVEMBER                                      |                   |                        |                   |                | 82.538            | 9.750                  | 13.188            | 105.476          |
| DICIEMBRE/DECEMBER                                      |                   |                        |                   |                | 73.256            | 6.652                  | 12.290            | 92.198           |
| <b>4<sup>º</sup> TRIMESTRE/4<sup>TH</sup> QUARTER</b>   |                   |                        |                   |                | 234.105           | 24.590                 | 40.379            | 299.075          |
| <b>2<sup>º</sup> SEMESTRE /2<sup>ND</sup> SEMESTER</b>  |                   |                        |                   |                | 539.930           | 36.256                 | 87.902            | 664.087          |
| <b>TOTAL</b>  | <b>155.454</b>    | <b>8.574</b>           | <b>26.920</b>     | <b>190.948</b> | <b>1.222.039</b>  | <b>70.754</b>          | <b>185.708</b>    | <b>1.478.500</b> |

\* Incluye: Carne equina, carne porcina, carne de ave, carne de conejo, carne de animales de caza menor, menudencias, producto cárnico genérico, subproducto residual comestible, subproducto primario para uso industrial, subproducto industrializado y producto cárnico para alimentación animal.

\* Includes: horse meat, pork, poultry meat, rabbit meat, small game meat, offals, generic meat product, remaining edible byproduct, primary byproduct for industrial use, industrialized byproduct and meat product for animal fodder.

\*\* Cifras primarias. / Preliminary data.

Nota: Los totales pueden no coincidir con la suma de parciales por razones de redondeo de cifras.

Note: Grand totals might not coincide with exact data addition due to round-up of numbers.



EXPORTACIÓN  
EXPORTS



PRECIOS  
PRICES



FAENA  
SLAUGHTER

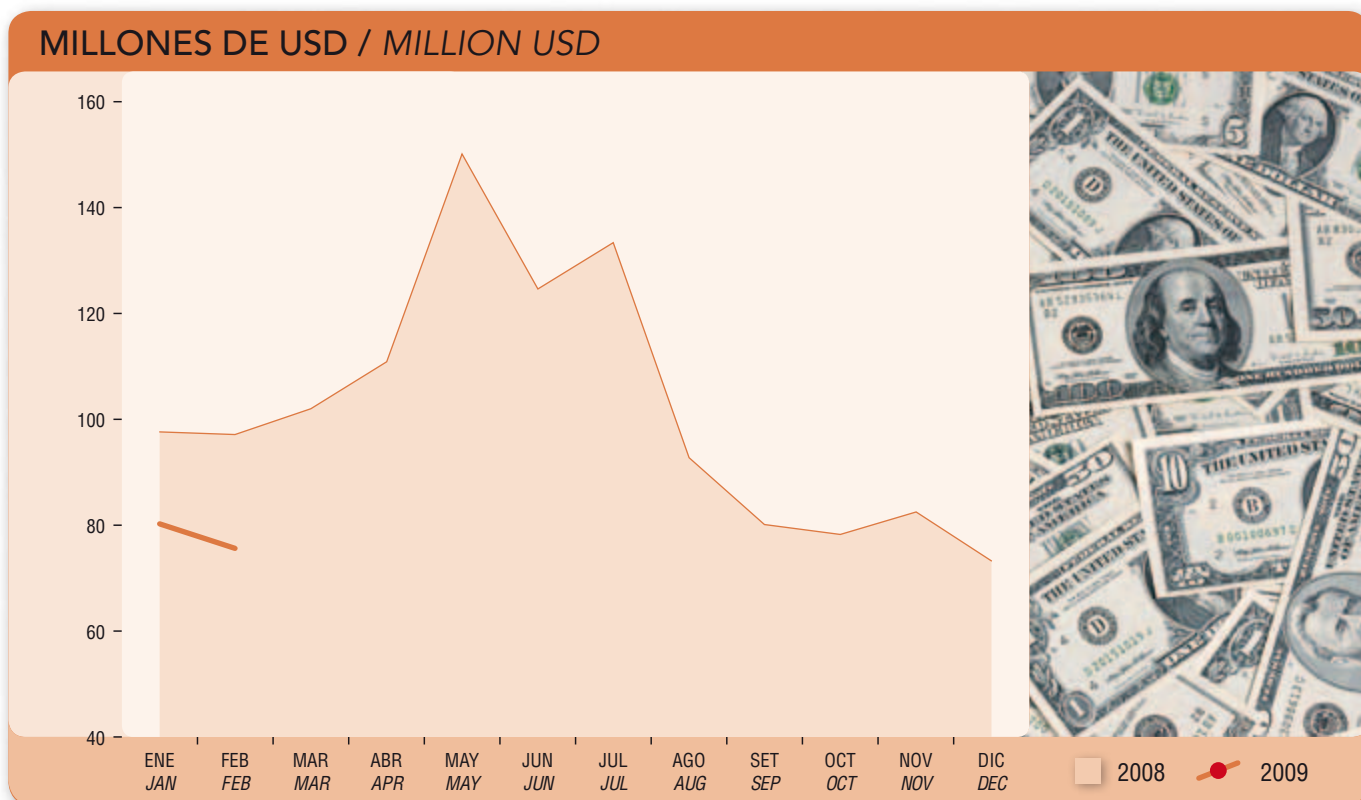
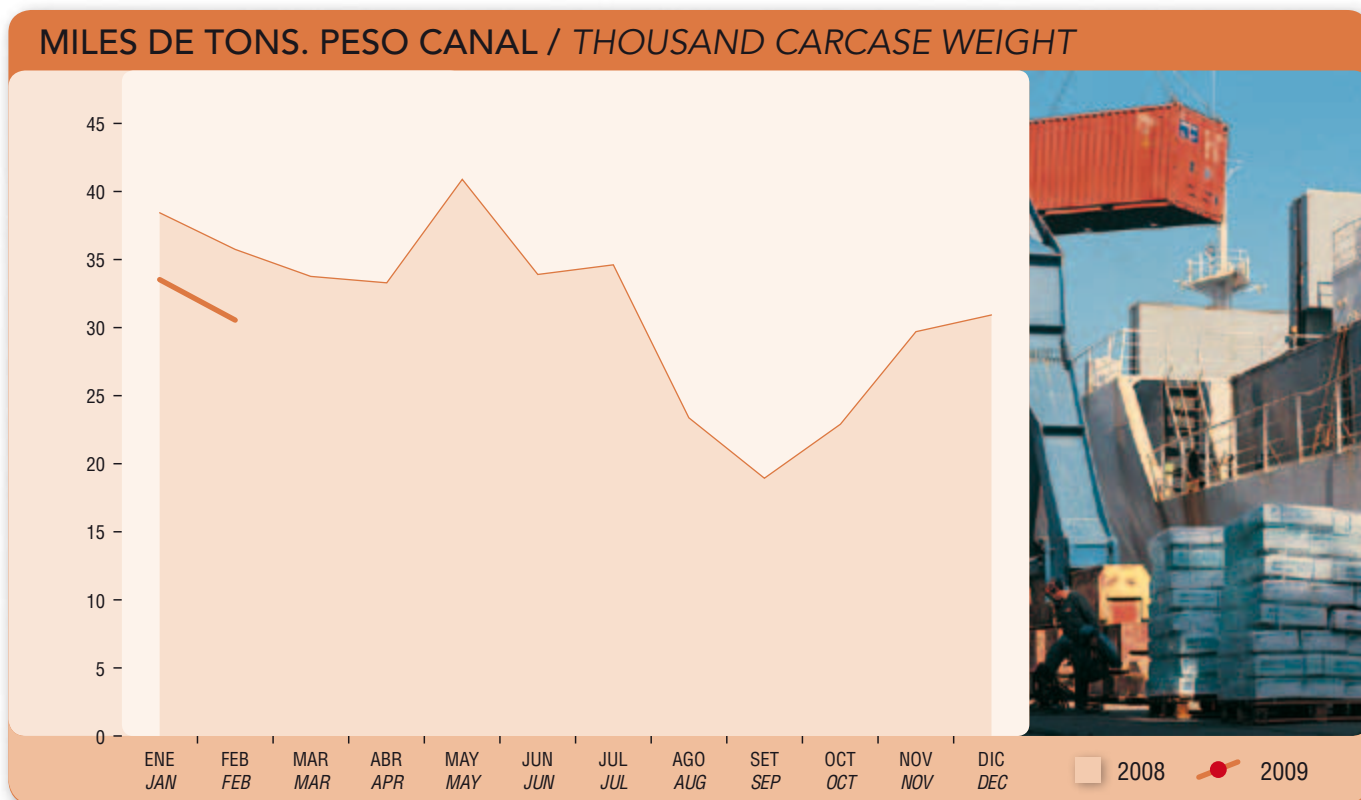


INDICE  
INDEX

# EXPORTACIONES DE CARNE BOVINA

BEEF EXPORTS

2008 - 2009



# EXPORTACIONES DE CARNE BOVINA

BEEF EXPORTS

2008 - 2009

Volumen (peso embarque, peso canal\*) Importe FOB e Ingreso Promedio\*\*  
Quantity (shipped weight, carcass weight\*) FOB value and Average Income\*\*



| MES / MONTH   | 2009***                             |                                   |                         |                                  | 2008                                |                                   |                         |                                  |
|---|-------------------------------------|-----------------------------------|-------------------------|----------------------------------|-------------------------------------|-----------------------------------|-------------------------|----------------------------------|
|   | PESO EMBARQUE SHIPPED WEIGHT (TONS) | PESO CANAL* CARCASS WEIGHT (TONS) | MILES DE USD THOUS. USD | USD/TON.P.CANAL. USD/TONS.CARC.W | PESO EMBARQUE SHIPPED WEIGHT (TONS) | PESO CANAL* CARCASS WEIGHT (TONS) | MILES DE USD THOUS. USD | USD/TON.P.CANAL. USD/TONS.CARC.W |
| ENERO/JANUARY   | 22.814                              | 33.496                            | 80.102                  | 2.391                            | 26.060                              | 38.432                            | 97.600                  | 2.540                            |
| FEBRERO/FEBRUARY  | 20.540                              | 30.430                            | 75.351                  | 2.476                            | 23.958                              | 35.758                            | 97.143                  | 2.717                            |
| MARZO/MARCH   |                                     |                                   |                         |                                  | 22.285                              | 33.778                            | 101.951                 | 3.018                            |
| <b>1<sup>ER</sup> TRIMESTRE/1<sup>ST</sup> QUARTER</b>  |                                     |                                   |                         |                                  | 72.303                              | 107.968                           | 296.694                 | 2.748                            |
| ABRIL/APRIL   |                                     |                                   |                         |                                  | 22.319                              | 33.276                            | 110.873                 | 3.332                            |
| MAYO/MAY  |                                     |                                   |                         |                                  | 27.765                              | 40.893                            | 150.132                 | 3.671                            |
| JUNIO/JUNE  |                                     |                                   |                         |                                  | 23.074                              | 33.798                            | 124.410                 | 3.681                            |
| <b>2<sup>º</sup> TRIMESTRE/2<sup>ND</sup> QUARTER</b>   |                                     |                                   |                         |                                  | 73.159                              | 107.967                           | 385.415                 | 3.570                            |
| <b>1<sup>ER</sup> SEMESTRE /1<sup>ST</sup> SEMESTER</b> |                                     |                                   |                         |                                  | 145.462                             | 215.935                           | 682.109                 | 3.159                            |
| JULIO/JULY  |                                     |                                   |                         |                                  | 23.675                              | 34.660                            | 133.667                 | 3.856                            |
| AGOSTO/AUGUST   |                                     |                                   |                         |                                  | 15.818                              | 23.176                            | 92.311                  | 3.983                            |
| SEPTIEMBRE/SEPTEMBER                                    |                                     |                                   |                         |                                  | 12.871                              | 18.803                            | 79.847                  | 4.247                            |
| <b>3<sup>ER</sup> TRIMESTRE/3<sup>RD</sup> QUARTER</b>  |                                     |                                   |                         |                                  | 52.365                              | 76.639                            | 305.824                 | 3.990                            |
| OCTUBRE/OCTOBER   |                                     |                                   |                         |                                  | 15.307                              | 22.905                            | 78.311                  | 3.419                            |
| NOVIEMBRE/NOVEMBER                                      |                                     |                                   |                         |                                  | 19.857                              | 29.700                            | 82.538                  | 2.779                            |
| DICIEMBRE/DECEMBER                                      |                                     |                                   |                         |                                  | 20.828                              | 30.927                            | 73.256                  | 2.369                            |
| <b>4<sup>º</sup> TRIMESTRE/4<sup>TH</sup> QUARTER</b>   |                                     |                                   |                         |                                  | 55.991                              | 83.532                            | 234.105                 | 2.803                            |
| <b>2<sup>º</sup> SEMESTRE /2<sup>ND</sup> SEMESTER</b>  |                                     |                                   |                         |                                  | 108.356                             | 160.171                           | 539.930                 | 3.371                            |
| <b>TOTAL</b>  | <b>43.354</b>                       | <b>63.927</b>                     | <b>155.454</b>          | <b>2.432</b>                     | <b>253.817</b>                      | <b>376.106</b>                    | <b>1.222.039</b>        | <b>3.249</b>                     |

\* Estimado / Estimated.

\*\* Calculado sobre valores en unidades de kilos y dólares. / Calculated over kgs and dollars.

\*\*\* Cifras primarias. / Preliminary data.

Nota: Los totales pueden no coincidir con la suma de parciales por razones de redondeo de cifras.  
Note: Grand totals might not coincide with exact data addition due to round-up of numbers.



EXPORTACIÓN  
EXPORTS



PRECIOS  
PRICES



FAENA  
SLAUGHTER



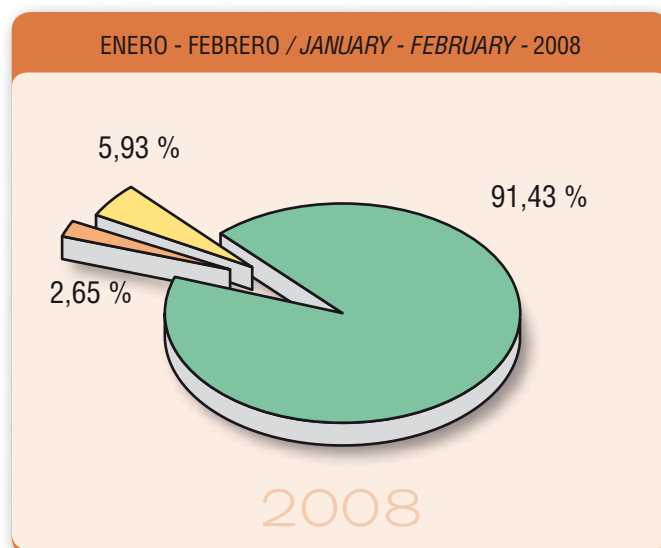
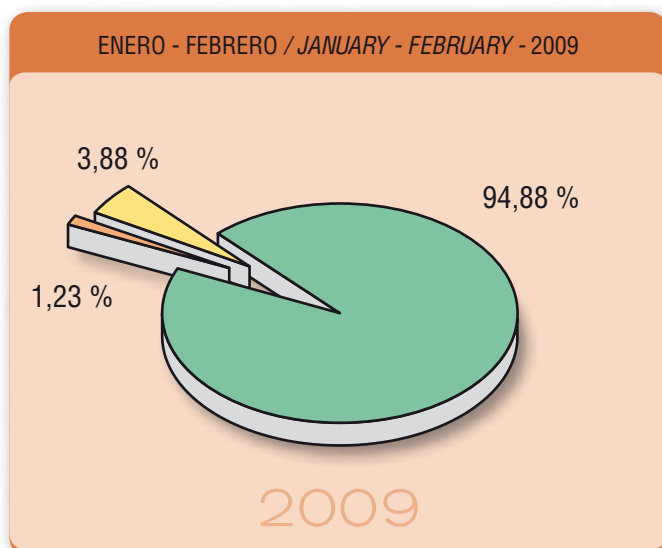
INDICE  
INDEX

# EXPORTACIONES DE CARNE BOVINA REFRIGERADA-PRODUCTO CÁRNICO BOVINO

REFRIGERATED AND BEEF PRODUCT EXPORTS

ENERO - FEBRERO / JANUARY - FEBRUARY - 2008 - 2009

Tons. Peso canal  
Tons. Carcase weight



|   | ENE. / FEB. - JAN. / FEB. - 2009 | ENE. / FEB. - JAN. / FEB. - 2008 |
|---|----------------------------------|----------------------------------|
| PRODUCTO CÁRNICO BOVINO / BEEF PRODUCT        | 2.483                            | 4.396                            |
| REFRIGERADA SIN HUESO / REFRIGERATED BONELESS | 60.655                           | 67.829                           |
| REFRIGERADA CON HUESO / REFRIGERATED BONEIN   | 788                              | 1.965                            |
| <b>TOTAL</b>                                  | <b>63.927</b>                    | <b>74.189</b>                    |

| CARNE BOVINA / BEEF                           | ENE. / FEB. - JAN. / FEB. - 2009 |               | ENE. / FEB. - JAN. / FEB. - 2008 |               |
|---|----------------------------------|---------------|----------------------------------|---------------|
|   | TONS. P. CANAL.<br>TONS. CARC. W | %             | TONS. P. CANAL.<br>TONS. CARC. W | %             |
| <b>CONGELADA / FROZEN</b>                     |                                  |               |                                  |               |
| CON HUESO / BONEIN                            | 189                              | 0,35          | 462                              | 0,76          |
| SIN HUESO / BONELESS                          | 54.457                           | 99,65         | 60.076                           | 99,24         |
| <b>TOTAL CONGELADA / TOTAL FROZEN</b>         | <b>54.647</b>                    | <b>100,00</b> | <b>60.538</b>                    | <b>100,00</b> |
| <b>ENFIADA / CHILLED</b>                      |                                  |               |                                  |               |
| CON HUESO / BONEIN                            | 599                              | 8,81          | 1.503                            | 16,24         |
| SIN HUESO / BONELESS                          | 6.198                            | 91,19         | 7.753                            | 83,76         |
| <b>TOTAL ENFRIADA / TOTAL CHILLED</b>         | <b>6.797</b>                     | <b>100,00</b> | <b>9.256</b>                     | <b>100,00</b> |
| <b>REFRIGERADA / REFRIGERATED</b>             | 61.443                           | 96,12         | 69.793                           | 94,07         |
| <b>PRODUCTO CÁRNICO BOVINO / BEEF PRODUCT</b> | 2.483                            | 3,88          | 4.396                            | 5,93          |
| <b>TOTAL</b>                                  | <b>63.927</b>                    | <b>100,00</b> | <b>74.189</b>                    | <b>100,00</b> |

# EXPORTACIONES DE CARNE BOVINA REFRIGERADA

REFRIGERATED BEEF EXPORTS

2008 - 2009

Volumen (p. embarque, p. canal\*) Importe FOB e Ingreso Promedio\*\*  
Quantity (shipped w., carcass w.\*) FOB value and Average Income\*\*



| MES / MONTH   | 2009***                             |                                   |                         |                                  | 2008                                |                                   |                         |                                  |
|---|-------------------------------------|-----------------------------------|-------------------------|----------------------------------|-------------------------------------|-----------------------------------|-------------------------|----------------------------------|
|   | PESO EMBARQUE SHIPPED WEIGHT (TONS) | PESO CANAL* CARCASS WEIGHT (TONS) | MILES DE USD THOUS. USD | USD/TON.P.CANAL. USD/TONS.CARC.W | PESO EMBARQUE SHIPPED WEIGHT (TONS) | PESO CANAL* CARCASS WEIGHT (TONS) | MILES DE USD THOUS. USD | USD/TON.P.CANAL. USD/TONS.CARC.W |
| ENERO/JANUARY   | 22.424                              | 32.600                            | 78.518                  | 2.409                            | 25.214                              | 36.242                            | 94.901                  | 2.619                            |
| FEBRERO/FEBRUARY  | 19.869                              | 28.844                            | 72.746                  | 2.522                            | 23.129                              | 33.552                            | 94.386                  | 2.813                            |
| MARZO/MARCH   |                                     |                                   |                         |                                  | 21.113                              | 30.624                            | 97.902                  | 3.197                            |
| <b>1<sup>ER</sup> TRIMESTRE/1<sup>ST</sup> QUARTER</b>  |                                     |                                   |                         |                                  | 69.455                              | 100.417                           | 287.189                 | 2.860                            |
| ABRIL/APRIL   |                                     |                                   |                         |                                  | 21.494                              | 31.099                            | 108.209                 | 3.479                            |
| MAYO/MAY  |                                     |                                   |                         |                                  | 27.198                              | 39.409                            | 148.273                 | 3.762                            |
| JUNIO/JUNE  |                                     |                                   |                         |                                  | 22.657                              | 32.591                            | 122.725                 | 3.766                            |
| <b>2<sup>º</sup> TRIMESTRE/2<sup>ND</sup> QUARTER</b>   |                                     |                                   |                         |                                  | 71.349                              | 103.099                           | 379.206                 | 3.678                            |
| <b>1<sup>ER</sup> SEMESTRE /1<sup>ST</sup> SEMESTER</b> |                                     |                                   |                         |                                  | 140.804                             | 203.516                           | 666.396                 | 3.274                            |
| JULIO/JULY  |                                     |                                   |                         |                                  | 23.504                              | 34.264                            | 132.924                 | 3.879                            |
| AGOSTO/AUGUST   |                                     |                                   |                         |                                  | 15.709                              | 22.910                            | 91.484                  | 3.993                            |
| SEPTIEMBRE/SEPTEMBER                                    |                                     |                                   |                         |                                  | 12.680                              | 18.429                            | 79.082                  | 4.291                            |
| <b>3<sup>ER</sup> TRIMESTRE/3<sup>RD</sup> QUARTER</b>  |                                     |                                   |                         |                                  | 51.893                              | 75.603                            | 303.490                 | 4.014                            |
| OCTUBRE/OCTOBER   |                                     |                                   |                         |                                  | 14.860                              | 21.646                            | 75.824                  | 3.503                            |
| NOVIEMBRE/NOVEMBER                                      |                                     |                                   |                         |                                  | 19.173                              | 27.770                            | 79.429                  | 2.860                            |
| DICIEMBRE/DECEMBER                                      |                                     |                                   |                         |                                  | 20.169                              | 29.328                            | 70.115                  | 2.391                            |
| <b>4<sup>º</sup> TRIMESTRE/4<sup>TH</sup> QUARTER</b>   |                                     |                                   |                         |                                  | 54.201                              | 78.744                            | 225.368                 | 2.862                            |
| <b>2<sup>º</sup> SEMESTRE /2<sup>ND</sup> SEMESTER</b>  |                                     |                                   |                         |                                  | 106.094                             | 154.347                           | 528.858                 | 3.426                            |
| <b>TOTAL</b>  | <b>42.293</b>                       | <b>61.443</b>                     | <b>151.265</b>          | <b>2.462</b>                     | <b>246.899</b>                      | <b>357.863</b>                    | <b>1.195.254</b>        | <b>3.340</b>                     |

\* Estimado / Estimated.

\*\* Calculado sobre valores en unidades de kilos y dólares. / Calculated over kgs and dollars.

\*\*\* Cifras primarias. / Preliminary data.

Nota: Los totales pueden no coincidir con la suma de parciales por razones de redondeo de cifras. / Note: Grand totals might not coincide with exact data addition due to round-up of numbers.



EXPORTACIÓN  
EXPORTS



PRECIOS  
PRICES



FAENA  
SLAUGHTER

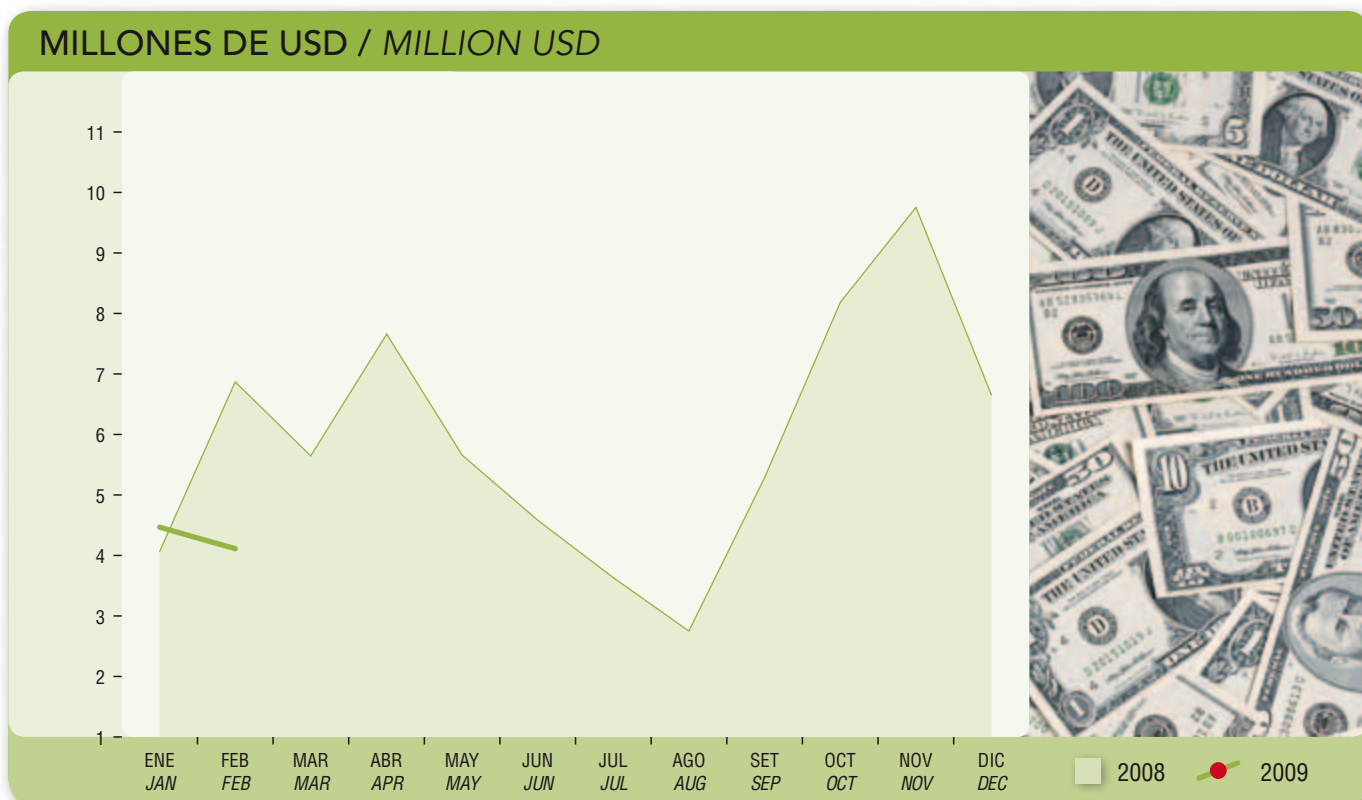
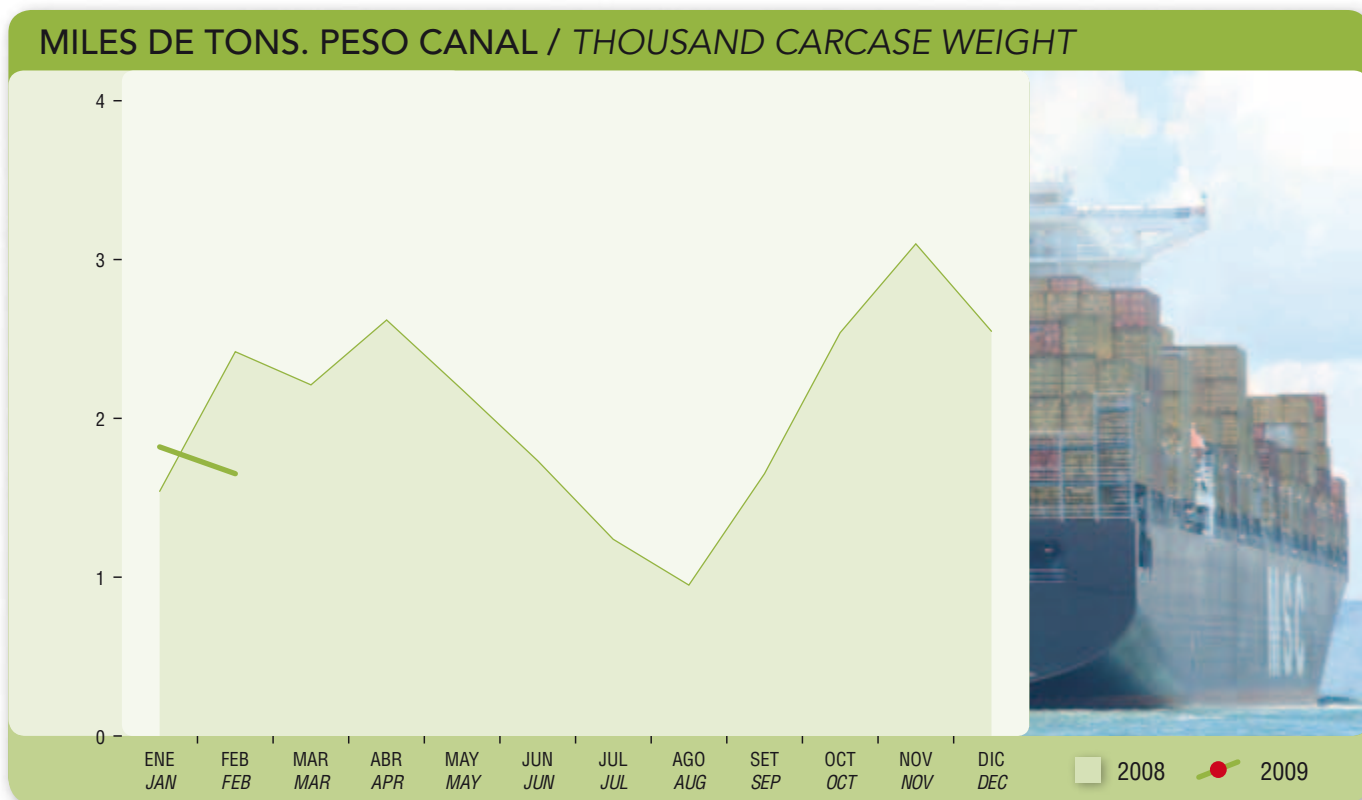


INDICE  
INDEX

# EXPORTACIONES DE CARNE OVINA

OVINE MEAT EXPORTS

2008 - 2009



# EXPORTACIONES DE CARNE OVINA

OVINE MEAT EXPORTS  
2008 - 2009

Volumen (peso embarque, peso canal\*) Importe FOB e Ingreso Promedio\*\*  
Quantity (shipped weight, carcass weight\*) FOB value and Average Income\*\*



| MES / MONTH   | 2009***                                   |   |                            |                                     | 2008                                      |   |                            |                                     |
|---|---|---|----------------------------|-------------------------------------|---|---|----------------------------|-------------------------------------|
|   | PESO EMBARQUE<br>SHIPPED WEIGHT<br>(TONS) | PESO CANAL*<br>CARCASS WEIGHT<br>(TONS) | MILES DE USD<br>THOUS. USD | USD/TON.P.CANAL.<br>USD/TONS.CARC.W | PESO EMBARQUE<br>SHIPPED WEIGHT<br>(TONS) | PESO CANAL*<br>CARCASS WEIGHT<br>(TONS) | MILES DE USD<br>THOUS. USD | USD/TON.P.CANAL.<br>USD/TONS.CARC.W |
| ENERO/JANUARY   | 1.408                                     | 1.823                                   | 4.467                      | 2.451                               | 1.140                                     | 1.539                                   | 4.072                      | 2.646                               |
| FEBRERO/FEBRUARY  | 1.216                                     | 1.647                                   | 4.107                      | 2.494                               | 1.758                                     | 2.424                                   | 6.872                      | 2.835                               |
| MARZO/MARCH   |   |   |                            |                                     | 1.606                                     | 2.211                                   | 5.655                      | 2.557                               |
| <b>1<sup>ER</sup> TRIMESTRE/1<sup>ST</sup> QUARTER</b>  |   |   |                            |                                     | 4.504                                     | 6.173                                   | 16.599                     | 2.689                               |
| ABRIL/APRIL   |   |   |                            |                                     | 2.015                                     | 2.618                                   | 7.665                      | 2.928                               |
| MAYO/MAY  |   |   |                            |                                     | 1.771                                     | 2.180                                   | 5.655                      | 2.594                               |
| JUNIO/JUNE  |   |   |                            |                                     | 1.414                                     | 1.733                                   | 4.579                      | 2.642                               |
| <b>2<sup>º</sup> TRIMESTRE/2<sup>ND</sup> QUARTER</b>   |   |   |                            |                                     | 5.201                                     | 6.531                                   | 17.899                     | 2.740                               |
| <b>1<sup>ER</sup> SEMESTRE /1<sup>ST</sup> SEMESTER</b> |   |   |                            |                                     | 9.705                                     | 12.705                                  | 34.498                     | 2.715                               |
| JULIO/JULY  |   |   |                            |                                     | 969                                       | 1.235                                   | 3.634                      | 2.941                               |
| AGOSTO/AUGUST   |   |   |                            |                                     | 704                                       | 953                                     | 2.755                      | 2.890                               |
| SEPTIEMBRE/SEPTEMBER                                    |   |   |                            |                                     | 1.209                                     | 1.645                                   | 5.278                      | 3.207                               |
| <b>3<sup>ER</sup> TRIMESTRE/3<sup>RD</sup> QUARTER</b>  |   |   |                            |                                     | 2.882                                     | 3.834                                   | 11.666                     | 3.043                               |
| OCTUBRE/OCTOBER   |   |   |                            |                                     | 1.854                                     | 2.545                                   | 8.188                      | 3.218                               |
| NOVIEMBRE/NOVEMBER                                      |   |   |                            |                                     | 2.281                                     | 3.098                                   | 9.750                      | 3.147                               |
| DICIEMBRE/DECEMBER                                      |   |   |                            |                                     | 1.809                                     | 2.548                                   | 6.652                      | 2.610                               |
| <b>4<sup>º</sup> TRIMESTRE/4<sup>TH</sup> QUARTER</b>   |   |   |                            |                                     | 5.944                                     | 8.191                                   | 24.590                     | 3.002                               |
| <b>2<sup>º</sup> SEMESTRE /2<sup>ND</sup> SEMESTER</b>  |   |   |                            |                                     | 8.826                                     | 12.026                                  | 36.256                     | 3.015                               |
| <b>TOTAL</b>  | <b>2.623</b>                              | <b>3.469</b>                            | <b>8.574</b>               | <b>2.471</b>                        | <b>18.531</b>                             | <b>24.730</b>                           | <b>70.754</b>              | <b>2.861</b>                        |

\* Estimado / Estimated.

\*\* Calculado sobre valores en unidades de kilos y dólares. / Calculated over kgs and dollars.

\*\*\* Cifras primarias. / Preliminary data.

Nota: Los totales pueden no coincidir con la suma de parciales por razones de redondeo de cifras.  
Note: Grand totals might not coincide with exact data addition due to round-up of numbers.



EXPORTACIÓN  
EXPORTS



PRECIOS  
PRICES



FAENA  
SLAUGHTER



INDICE  
INDEX

# EXPORTACIONES POR EXPORTADOR

EXPORTS BY EXPORTER

2008 - 2009

Importe FOB (Miles de dólares)

FOB value (Thousand dollars)

| EXPORTADOR / EXPORTER                    | 2009*               |       |                            |       | 2008                |      |                            |      |
|--|---------------------|-------|----------------------------|-------|---------------------|------|----------------------------|------|
|  | FEBRERO<br>FEBRUARY | %     | ENE. / FEB.<br>JAN. / FEB. | %     | FEBRERO<br>FEBRUARY | %    | ENE. / FEB.<br>JAN. / FEB. | %    |
| ESTABLECIMIENTOS COLONIA S.A.            | 9.565               | 10,24 | 19.801                     | 10,37 | 9.484               | 7,85 | 17.401                     | 7,43 |
| FRIGORIFICO LAS PIEDRAS S.A.             | 8.605               | 9,21  | 18.202                     | 9,53  | 1.377               | 1,14 | 8.613                      | 3,68 |
| FRIGORIFICO SAN JACINTO-NIREA S.A.       | 7.290               | 7,80  | 14.152                     | 7,41  | 10.627              | 8,79 | 22.394                     | 9,56 |
| CLEDINOR S.A.                            | 7.420               | 7,94  | 14.052                     | 7,36  | 9.410               | 7,79 | 17.520                     | 7,48 |
| PULSA S.A.                               | 5.941               | 6,36  | 13.810                     | 7,23  | 9.350               | 7,74 | 20.759                     | 8,86 |
| FRIGORIFICO MATADERO CARRASCO S.A.       | 7.160               | 7,67  | 13.565                     | 7,10  | 8.963               | 7,42 | 18.692                     | 7,98 |
| FRIGORIFICO CANELONES S.A.               | 6.301               | 6,75  | 11.225                     | 5,88  | 9.607               | 7,95 | 18.204                     | 7,77 |
| FRIGORIFICO TACUAREMBO S.A.              | 4.421               | 4,73  | 10.988                     | 5,75  | 11.850              | 9,80 | 22.785                     | 9,73 |
| ONTILCOR S.A. (FRIG. MATADERO PANDO)     | 4.689               | 5,02  | 9.379                      | 4,91  | 6.634               | 5,49 | 11.835                     | 5,05 |
| LORSINAL S.A.                            | 3.773               | 4,04  | 9.124                      | 4,78  | 5.132               | 4,25 | 9.504                      | 4,06 |
| CHIADEL S.A.                             | 3.440               | 3,68  | 8.218                      | 4,30  | 5.150               | 4,26 | 9.743                      | 4,16 |
| INALER S.A.                              | 4.245               | 4,55  | 7.856                      | 4,11  | 6.344               | 5,25 | 11.042                     | 4,71 |
| ERSINAL S.A.                             | 2.256               | 2,42  | 5.025                      | 2,63  | 1.055               | 0,87 | 1.992                      | 0,85 |
| SUC. CARLOS SCHNECK S.A.                 | 1.819               | 1,95  | 4.067                      | 2,13  | 1.911               | 1,58 | 4.465                      | 1,91 |
| FRIGOCERRO S.A.                          | 1.671               | 1,79  | 3.708                      | 1,94  | 2.149               | 1,78 | 3.422                      | 1,46 |
| COMPAÑIA INTERNACIONAL DE ALIMENTOS S.A. | 1.353               | 1,45  | 3.061                      | 1,60  | 4.458               | 3,69 | 4.496                      | 1,92 |
| SAPOL S.A.                               | 1.667               | 1,79  | 2.471                      | 1,29  | 108                 | 0,09 | 167                        | 0,07 |
| SIRSIL S.A.                              | 854                 | 0,91  | 2.295                      | 1,20  | 1.832               | 1,52 | 3.903                      | 1,67 |
| HENIL S.A.                               | 753                 | 0,81  | 2.018                      | 1,06  | 796                 | 0,66 | 1.721                      | 0,73 |
| FRIGORIFICO CASABLANCA S.A.              | 1.170               | 1,25  | 1.828                      | 0,96  | 803                 | 0,66 | 1.804                      | 0,77 |
| SIMPLIFY S.A.                            | 565                 | 0,61  | 1.518                      | 0,79  |                     |      |                            |      |
| OCTOGONAL S.A.                           | 1.177               | 1,26  | 1.374                      | 0,72  | 1.058               | 0,88 | 1.544                      | 0,66 |
| CLAY S.A.                                | 648                 | 0,69  | 1.224                      | 0,64  | 357                 | 0,30 | 869                        | 0,37 |
| RONDATEL S.A.                            | 647                 | 0,69  | 1.048                      | 0,55  | 1.064               | 0,88 | 1.491                      | 0,64 |
| CLADEMAR S.A.                            | 388                 | 0,42  | 1.008                      | 0,53  | 1.636               | 1,35 | 2.760                      | 1,18 |
| BERDICK S.A.                             | 418                 | 0,45  | 985                        | 0,52  |                     |      |                            |      |
| GRANJA TRES ARROYOS URUGUAY S.A.-        | 110                 | 0,12  | 927                        | 0,49  |                     |      |                            |      |
| SAREL S.A.                               | 597                 | 0,64  | 918                        | 0,48  | 742                 | 0,61 | 1.470                      | 0,63 |
| OFERAN S.A.                              | 530                 | 0,57  | 840                        | 0,44  | 458                 | 0,38 | 560                        | 0,24 |
| GRINSOL S.A.                             | 594                 | 0,64  | 734                        | 0,38  | 654                 | 0,54 | 1.190                      | 0,51 |
| AGROINDUSTRIAL DEL ESTE S.A.             | 317                 | 0,34  | 543                        | 0,28  | 383                 | 0,32 | 699                        | 0,30 |
| CARNE HEREFORD DEL URUGUAY SA            | 499                 | 0,53  | 499                        | 0,26  | 3.083               | 2,55 | 5.577                      | 2,38 |



# EXPORTACIONES POR EXPORTADOR

EXPORTS BY EXPORTER

2008 - 2009

Importe FOB (Miles de dólares)  
FOB value (Thousand dollars)

| EXPORTADOR / EXPORTER                    | 2009*               |               |                            |               | 2008                |               |                            |               |
|--|---------------------|---------------|----------------------------|---------------|---------------------|---------------|----------------------------|---------------|
|  | FEBRERO<br>FEBRUARY | %             | ENE. / FEB.<br>JAN. / FEB. | %             | FEBRERO<br>FEBRUARY | %             | ENE. / FEB.<br>JAN. / FEB. | %             |
| ALIMENTOS ORGANICOS URUGUAYOS S.A.       | 268                 | 0,29          | 489                        | 0,26          | 49                  | 0,04          | 169                        | 0,07          |
| SYNTEX URUGUAYA S.A.                     |                     |               | 464                        | 0,24          | 180                 | 0,15          | 260                        | 0,11          |
| BREEDERS & PACKERS URUGUAY S.A.          | 283                 | 0,30          | 372                        | 0,19          | 255                 | 0,21          | 255                        | 0,11          |
| UREXPORT S.A.                            | 191                 | 0,20          | 350                        | 0,18          | 185                 | 0,15          | 310                        | 0,13          |
| DESPRO S.A.                              | 169                 | 0,18          | 345                        | 0,18          | 94                  | 0,08          | 284                        | 0,12          |
| NIDERA URUGUAYA S.A.                     | 213                 | 0,23          | 319                        | 0,17          | 663                 | 0,55          | 1.412                      | 0,60          |
| SOMICAR S.A.                             | 139                 | 0,15          | 317                        | 0,17          | 941                 | 0,78          | 1.705                      | 0,73          |
| YARUS S.A.                               | 248                 | 0,27          | 308                        | 0,16          |                     |               |                            |               |
| AGRAY S.A.                               | 249                 | 0,27          | 249                        | 0,13          |                     |               | 161                        | 0,07          |
| CUAREIM DEL NORTE SRL                    | 113                 | 0,12          | 239                        | 0,13          | 41                  | 0,03          | 41                         | 0,02          |
| MIRASCO URUGUAY S.A.                     | 198                 | 0,21          | 198                        | 0,10          |                     |               |                            |               |
| EREL S.A.                                |                     |               | 195                        | 0,10          | 130                 | 0,11          | 130                        | 0,06          |
| CATTIVELLI HNOS. S.A.                    | 151                 | 0,16          | 151                        | 0,08          | 57                  | 0,05          | 104                        | 0,04          |
| BILACOR S.A.                             | 96                  | 0,10          | 96                         | 0,05          |                     |               |                            |               |
| RICANATURI S.A.                          | 79                  | 0,08          | 79                         | 0,04          |                     |               |                            |               |
| BARRACA RODO SRL                         | 24                  | 0,03          | 66                         | 0,03          | 26                  | 0,02          | 26                         | 0,01          |
| TECNOBLEN S.A.                           | 55                  | 0,06          | 55                         | 0,03          | 434                 | 0,36          | 823                        | 0,35          |
| ELBIO PEREZ RODRIGUEZ S.A.               |                     |               | 53                         | 0,03          |                     |               |                            |               |
| KARELOY S.A.                             |                     |               | 48                         | 0,02          | 23                  | 0,02          | 75                         | 0,03          |
| JORMAR LTDA                              | 24                  | 0,03          | 30                         | 0,02          | 21                  | 0,02          | 21                         | 0,01          |
| PRODUCTORES INDEPENDIENTES AVICOLAS S.A. |                     |               | 25                         | 0,01          |                     |               |                            |               |
| CARDAMA S.A.                             |                     |               | 24                         | 0,01          | 745                 | 0,62          | 901                        | 0,38          |
| PROBIOMONT S.A.                          | 16                  | 0,02          | 16                         | 0,01          | 12                  | 0,01          | 12                         | (.)           |
| NOBLEMARK S.A.                           |                     |               |                            |               | 250                 | 0,21          | 250                        | 0,11          |
| COOP.AG. LTDA. DE PROD. Y COM. AVICOLA   |                     |               |                            |               | 265                 | 0,22          | 452                        | 0,19          |
| MAVI LTDA.                               |                     |               |                            |               |                     |               | 203                        | 0,09          |
| ALVAREZ DA MOTTA, JORGE MARCELO          |                     |               |                            |               | 18                  | 0,01          | 18                         | 0,01          |
| HERIX S.A.                               |                     |               |                            |               |                     |               | 11                         | (.)           |
| <b>TOTAL</b>                             | <b>93.399</b>       | <b>100,00</b> | <b>190.948</b>             | <b>100,00</b> | <b>120.862</b>      | <b>100,00</b> | <b>234.248</b>             | <b>100,00</b> |

\* Cifras primarias. / Preliminary data.

(.) Indica que la magnitud no alcanza a la mitad del último dígito utilizado. / Indicates the quantity does not reach half the last digit use.

Nota: Los totales pueden no coincidir con la suma de parciales por razones de redondeo de cifras.

Note: Grand totals might not coincide with exact data addition due to round-up of numbers.



EXPORTACIÓN  
EXPORTS



PRECIOS  
PRICES



FAENA  
SLAUGHTER



INDICE  
INDEX

# EXPORTACIONES POR PRODUCTO

EXPORTS BY PRODUCT

2008 - 2009

Volumen (Toneladas peso embarque)

Quantity (Tons shipped weight)

| PRODUCTO / PRODUCT  | 2009*               |                            | 2008                |                            |
|---|---------------------|----------------------------|---------------------|----------------------------|
|   | FEBRERO<br>FEBRUARY | ENE. / FEB.<br>JAN. / FEB. | FEBRERO<br>FEBRUARY | ENE. / FEB.<br>JAN. / FEB. |
| • <b>CARNE BOVINA/BEEF</b>  | <b>20.540</b>       | <b>43.354</b>              | <b>23.958</b>       | <b>50.018</b>              |
| •• <b>REFRIGERADA/REFRIGERATED</b>  | <b>19.869</b>       | <b>42.293</b>              | <b>23.129</b>       | <b>48.343</b>              |
| ••• <b>CONGELADA/FROZEN</b>   | <b>17.389</b>       | <b>37.380</b>              | <b>20.224</b>       | <b>41.456</b>              |
| Cuarto o corte del delantero con hueso<br><i>Bonein forequarter or forequarter cut</i>  | 18                  | 178                        | 113                 | 450                        |
| Cuarto o corte del trasero con hueso<br><i>Bonein hindquarter or hindquarter cut</i>  | (.)                 | 7                          |                     | (.)                        |
| Cuarto o corte del delantero sin hueso<br><i>Boneless forequarter or forequarter cut</i>  | 5.751               | 12.323                     | 8.118               | 16.242                     |
| Cuarto o corte del trasero sin hueso<br><i>Boneless hindquarter or hindquarter cut</i>  | 5.769               | 11.644                     | 5.833               | 12.561                     |
| Canal, media canal, cuarto compensado, cuarto combinado sin hueso<br><i>Boneless carcass, side, compensated quarters, combined quarters</i> | 700                 | 1.622                      | 1.177               | 2.394                      |
| Otras carnes sin hueso<br><i>Other boneless meats</i>   | 1.083               | 3.675                      | 337                 | 734                        |
| Carnes chicas<br><i>Generic trimmings</i>   | 4.068               | 7.932                      | 4.646               | 9.076                      |
| ••• <b>ENFRIADA/CHILLED</b>   | <b>2.480</b>        | <b>4.913</b>               | <b>2.905</b>        | <b>6.886</b>               |
| Cuarto o corte del delantero con hueso<br><i>Bonein forequarter or forequarter cut</i>  | 216                 | 478                        | 276                 | 700                        |
| Canal, media canal, cuarto compensado, cuarto combinado con hueso<br><i>Bonein carcass, side, compensated quarters, combined quarters</i>   |                     |                            |                     | 445                        |
| Otras carnes con hueso<br><i>Other bonein meats</i>   | 54                  | 111                        | 142                 | 333                        |
| Cuarto o corte del delantero sin hueso<br><i>Boneless forequarter or forequarter cut</i>  | 223                 | 458                        | 313                 | 612                        |
| Cuarto o corte del trasero sin hueso<br><i>Boneless hindquarter or hindquarter cut</i>  | 1.564               | 2.956                      | 1.598               | 3.441                      |
| Canal, media canal, cuarto compensado, cuarto combinado sin hueso<br><i>Boneless carcass, side, compensated quarters, combined quarters</i> | 423                 | 909                        | 572                 | 1.349                      |
| Otras carnes sin hueso<br><i>Other boneless meats</i>   |                     |                            | 1                   | 2                          |
| •• <b>PRODUCTO CARNICO BOVINO/BEEF PRODUCT</b>  | <b>671</b>          | <b>1.061</b>               | <b>829</b>          | <b>1.675</b>               |
| ••• <b>CONGELADO/FROZEN</b>   | <b>324</b>          | <b>511</b>                 | <b>151</b>          | <b>327</b>                 |
| Generico<br><i>Generic</i>  | 196                 | 383                        | 151                 | 327                        |
| Cuarto o corte del delantero sin hueso<br><i>Boneless forequarter or forequarter cut</i>  | 128                 | 128                        |                     |                            |
| ••• <b>CONSERVA/PRESERVE</b>  | <b>273</b>          | <b>346</b>                 | <b>532</b>          | <b>976</b>                 |
| Generico<br><i>Generic</i>  | 273                 | 346                        | 532                 | 976                        |
| ••• <b>HUMEDAD CONTROLADA/CONTROLLED MOISTURE</b>   | <b>52</b>           | <b>82</b>                  | <b>76</b>           | <b>133</b>                 |
| Generico<br><i>Generic</i>  | 52                  | 82                         | 76                  | 133                        |
| ••• <b>COCIDO-CONGELADO/COOKED-FROZEN</b>   | <b>22</b>           | <b>122</b>                 | <b>71</b>           | <b>239</b>                 |
| Generico<br><i>Generic</i>  | 22                  | 122                        | 71                  | 239                        |

# EXPORTACIONES POR PRODUCTO

EXPORTS BY PRODUCT

2008 - 2009

Volumen (Toneladas peso embarque)

Quantity (Tons shipped weight)

| PRODUCTO / PRODUCT  | 2009*               |                            | 2008                |                            |
|---|---------------------|----------------------------|---------------------|----------------------------|
|   | FEBRERO<br>FEBRUARY | ENE. / FEB.<br>JAN. / FEB. | FEBRERO<br>FEBRUARY | ENE. / FEB.<br>JAN. / FEB. |
| • <b>CARNE OVINA/OVINE MEAT</b>   | <b>1.216</b>        | <b>2.623</b>               | <b>1.758</b>        | <b>2.898</b>               |
| •• <b>REFRIGERADA/REFRIGERATED</b>  | <b>1.216</b>        | <b>2.623</b>               | <b>1.758</b>        | <b>2.898</b>               |
| ••• <b>CONGELADA/FROZEN</b>   | <b>1.115</b>        | <b>2.457</b>               | <b>1.714</b>        | <b>2.844</b>               |
| Cuarto o corte del delantero con hueso<br><i>Bonein forequarter or forequarter cut</i>  | 512                 | 965                        | 514                 | 871                        |
| Cuarto o corte del trasero con hueso<br><i>Bonein hindquarter or hindquarter cut</i>  | 36                  | 71                         | 110                 | 157                        |
| Canal, media canal, cuarto compensado, cuarto combinado con hueso<br><i>Bonein carcass, side, compensated quarters, combined quarters</i>   | 259                 | 787                        | 570                 | 982                        |
| Cuarto o corte del delantero sin hueso<br><i>Boneless forequarter or forequarter cut</i>  | 25                  | 68                         | 22                  | 42                         |
| Cuarto o corte del trasero sin hueso<br><i>Boneless hindquarter or hindquarter cut</i>  | 267                 | 517                        | 413                 | 645                        |
| Carnes chicas<br><i>Generic trimmings</i>   | 15                  | 20                         | 62                  | 98                         |
| ••• <b>ENFRIADA/CHILLED</b>   | <b>101</b>          | <b>166</b>                 | <b>44</b>           | <b>55</b>                  |
| Canal, media canal, cuarto compensado, cuarto combinado con hueso<br><i>Bonein carcass, side, compensated quarters, combined quarters</i>   | 56                  | 118                        | 17                  | 17                         |
| Cuarto o corte del trasero sin hueso<br><i>Boneless hindquarter or hindquarter cut</i>  | 45                  | 48                         | 27                  | 38                         |
| • <b>CARNE EQUINA/HORSE MEAT</b>  | <b>537</b>          | <b>913</b>                 | <b>468</b>          | <b>968</b>                 |
| •• <b>REFRIGERADA/REFRIGERATED</b>  | <b>537</b>          | <b>913</b>                 | <b>468</b>          | <b>968</b>                 |
| ••• <b>CONGELADA/FROZEN</b>   | <b>304</b>          | <b>480</b>                 | <b>288</b>          | <b>603</b>                 |
| Cuarto o corte del delantero sin hueso<br><i>Boneless forequarter or forequarter cut</i>  | 241                 | 398                        | 264                 | 557                        |
| Cuarto o corte del trasero sin hueso<br><i>Boneless hindquarter or hindquarter cut</i>  |                     |                            |                     | 17                         |
| Canal, media canal, cuarto compensado, cuarto combinado sin hueso<br><i>Boneless carcass, side, compensated quarters, combined quarters</i> | 58                  | 77                         | 17                  | 17                         |
| Carnes chicas<br><i>Generic trimmings</i>   | 5                   | 5                          | 7                   | 12                         |
| ••• <b>ENFRIADA/CHILLED</b>   | <b>233</b>          | <b>433</b>                 | <b>180</b>          | <b>365</b>                 |
| Cuarto o corte del trasero sin hueso<br><i>Boneless hindquarter or hindquarter cut</i>  | 1                   | 3                          | 1                   | 5                          |
| Canal, media canal, cuarto compensado, cuarto combinado sin hueso<br><i>Boneless carcass, side, compensated quarters, combined quarters</i> | 232                 | 430                        | 180                 | 360                        |
| • <b>CARNE PORCINA/PORK</b>   | <b>6</b>            | <b>6</b>                   | <b>48</b>           | <b>48</b>                  |
| •• <b>REFRIGERADA/REFRIGERATED</b>  | <b>6</b>            | <b>6</b>                   | <b>48</b>           | <b>48</b>                  |
| ••• <b>CONGELADA/FROZEN</b>   | <b>6</b>            | <b>6</b>                   | <b>48</b>           | <b>48</b>                  |
| Canal, media canal, cuarto compensado, cuarto combinado con hueso<br><i>Bonein carcass, side, compensated quarters, combined quarters</i>   | 3                   | 3                          |                     | 48                         |
| Canal, media canal, cuarto compensado, cuarto combinado sin hueso<br><i>Boneless carcass, side, compensated quarters, combined quarters</i> | 3                   | 3                          |                     |                            |
| • <b>CARNE DE AVE/POULTRY MEAT</b>  | <b>185</b>          | <b>817</b>                 | <b>158</b>          | <b>237</b>                 |
| •• <b>REFRIGERADA/REFRIGERATED</b>  | <b>185</b>          | <b>817</b>                 | <b>158</b>          | <b>237</b>                 |



EXPORTACIÓN  
EXPORTS



PRECIOS  
PRICES



FAENA  
SLAUGHTER



INDICE  
INDEX

# EXPORTACIONES POR PRODUCTO

EXPORTS BY PRODUCT

2008 - 2009

Volumen (Toneladas peso embarque)

Quantity (Tons shipped weight)

| PRODUCTO / PRODUCT  | 2009*               |                            | 2008                |                            |
|---|---------------------|----------------------------|---------------------|----------------------------|
|   | FEBRERO<br>FEBRUARY | ENE. / FEB.<br>JAN. / FEB. | FEBRERO<br>FEBRUARY | ENE. / FEB.<br>JAN. / FEB. |
| ••• CONGELADA/FROZEN  | 185                 | 817                        | 158                 | 237                        |
| Canal, media canal, cuarto compensado, cuarto combinado con hueso<br><i>Bonein carcase, side, compensated quarters, combined quarters</i> | 185                 | 817                        | 158                 | 237                        |
| • MENUDENCIAS/OFFALS  | 1.860               | 3.966                      | 2.175               | 4.069                      |
| •• BOVINAS/BEEF   | 1.808               | 3.870                      | 2.141               | 3.954                      |
| ••• CONGELADAS/FROZEN   | 1.808               | 3.857                      | 2.141               | 3.888                      |
| ••• CONSERVA/PRESERVE   |                     | 13                         |                     | 52                         |
| ••• COCIDAS-CONGELADAS/COOKED-FROZEN  |                     |                            |                     | 14                         |
| •• OVINAS/OVINE   | 39                  | 57                         | 20                  | 57                         |
| ••• CONGELADAS/FROZEN   | 39                  | 57                         | 20                  | 57                         |
| •• EQUINAS/HORSE  | 13                  | 13                         | 14                  | 32                         |
| ••• CONGELADAS/FROZEN   | 13                  | 13                         | 14                  | 32                         |
| •• PORCINAS/PORK  | 1                   | 1                          |                     |                            |
| ••• CONGELADAS/FROZEN   | 1                   | 1                          |                     |                            |
| •• DE AVE/POULTRY   |                     | 25                         |                     | 26                         |
| ••• CONGELADAS/FROZEN   |                     | 25                         |                     | 26                         |
| • PRODUCTO CARNICO GENERICO/GENERIC MEAT PRODUCT  |                     |                            | 1                   | 1                          |
| •• PRODUCTO CARNICO GENERICO/GENERIC MEAT PRODUCT   |                     |                            | 1                   | 1                          |
| ••• COCIDO/COOKED   |                     |                            | 1                   | 1                          |
| • SUBPRODUCTO RESIDUAL COMESTIBLE/REMAINING EDIBLE BYPRODUCT  | 227                 | 523                        | 330                 | 704                        |
| •• BOVINO/BEEF  | 197                 | 412                        | 265                 | 534                        |
| ••• CONGELADO/FROZEN  | 197                 | 412                        | 265                 | 534                        |
| •• PORCINO/PORK   | 2                   | 2                          |                     |                            |
| ••• CONGELADO/FROZEN  | 2                   | 2                          |                     |                            |
| •• DE AVE/POULTRY   | 28                  | 82                         | 54                  | 135                        |
| ••• GENÉRICO/GENERIC  | 28                  | 82                         | 54                  | 135                        |
| • SUBPRODUCTO PRIMARIO PARA USO INDUSTRIAL/USE<br>PRIMARY BYPRODUCT FOR INDUSTRIAL  | 11.582              | 16.945                     | 9.916               | 11.598                     |
| •• GENÉRICO/GENERIC   | 119                 | 322                        | 204                 | 371                        |
| ••• GENÉRICO/GENERIC  | 119                 | 322                        | 204                 | 371                        |
| •• BOVINO/BEEF  | 11.441              | 16.580                     | 9.646               | 11.161                     |
| ••• GENÉRICO/GENERIC  | 10.846              | 15.452                     | 9.003               | 9.920                      |
| ••• CONGELADO/FROZEN  | 595                 | 1.128                      | 643                 | 1.241                      |
| •• OVINO/OVINE  | 23                  | 43                         | 66                  | 66                         |
| ••• GENÉRICO/GENERIC  | 23                  | 43                         | 66                  | 66                         |
| • SUBPRODUCTO INDUSTRIALIZADO/INDUSTRIALIZED BYPRODUCT  | 7.058               | 12.273                     | 4.756               | 11.645                     |
| •• GENÉRICO/GENERIC   | 6.677               | 11.463                     | 4.352               | 10.680                     |
| ••• GENÉRICO/GENERIC  | 6.677               | 11.463                     | 4.352               | 10.680                     |
| •• BOVINO/BEEF  | 302                 | 666                        | 371                 | 865                        |
| ••• GENÉRICO/GENERIC  | (.)                 | 1                          | 4                   | 67                         |
| ••• HUMEDAD CONTROLADA/CONTROLLED MOISTURE  | 302                 | 664                        | 367                 | 799                        |
| •• OVINO/OVINE  | 44                  | 72                         | 1                   | 29                         |
| ••• CONGELADO/FROZEN  | 44                  | 72                         | 1                   | 29                         |
| •• EQUINO/HORSE   | 36                  | 72                         | 33                  | 71                         |



# EXPORTACIONES POR PRODUCTO

EXPORTS BY PRODUCT

2008 - 2009

Volumen (Toneladas peso embarque)

Quantity (Tons shipped weight)

| PRODUCTO / PRODUCT  | 2009*               |                            | 2008                |                            |
|---|---------------------|----------------------------|---------------------|----------------------------|
|   | FEBRERO<br>FEBRUARY | ENE. / FEB.<br>JAN. / FEB. | FEBRERO<br>FEBRUARY | ENE. / FEB.<br>JAN. / FEB. |
| ••• CONGELADO/FROZEN  | 36                  | 72                         | 33                  | 71                         |
| • PRODUCTO CARNICO PARA ALIMENTACION ANIMAL/<br>MEAT PRODUCT FOR ANIMAL FODDAGE | 74                  | 148                        | 17                  | 45                         |
| •• GENÉRICO/GENERIC   | 74                  | 148                        | 17                  | 45                         |
| ••• GENÉRICO/GENERIC  | 74                  | 148                        | 17                  | 45                         |
| <b>TOTAL</b>  | <b>43.285</b>       | <b>81.567</b>              | <b>43.539</b>       | <b>82.231</b>              |



EXPORTACIÓN  
EXPORTS



PRECIOS  
PRICES



FAENA  
SLAUGHTER



INDICE  
INDEX

# EXPORTACIONES POR DESTINO - TOTAL DEL SECTOR CÁRNICO

BY DESTINATION - TOTAL MEAT EXPORTS

2008 - 2009

Importe FOB (Miles de dólares)  
FOB value (Thousand dollars)

| DESTINO / DESTINATION  | 2009*               |                            | 2008                |                            |
|--|---------------------|----------------------------|---------------------|----------------------------|
|  | FEBRERO<br>FEBRUARY | ENE. / FEB.<br>JAN. / FEB. | FEBRERO<br>FEBRUARY | ENE. / FEB.<br>JAN. / FEB. |
| <b>ALBANIA/ALBANIA</b>   |                     |                            |                     | <b>137</b>                 |
| CARNE DE AVE / POULTRY MEAT  |                     |                            |                     | 137                        |
| <b>ALEMANIA/GERMANY</b>  | <b>4.588</b>        | <b>8.866</b>               | <b>4.646</b>        | <b>8.804</b>               |
| CARNE BOVINA / BEEF  | 3.151               | 6.671                      | 3.197               | 6.192                      |
| CARNE OVINA / OVINE MEAT   | 797                 | 960                        | 772                 | 1.342                      |
| MENUDENCIAS / OFFALS   | 65                  | 135                        | 300                 | 383                        |
| SUBPRODUCTO PRIMARIO PARA USO INDUSTRIAL /<br>PRIMARY BYPRODUCT FOR INDUSTRIAL USE | 76                  | 188                        | 134                 | 223                        |
| SUBPRODUCTO INDUSTRIALIZADO / INDUSTRIALIZED BYPRODUCT                             | 500                 | 912                        | 243                 | 665                        |
| <b>ANGOLA/ANGOLA</b>   | <b>159</b>          | <b>750</b>                 | <b>92</b>           | <b>482</b>                 |
| CARNE BOVINA / BEEF  | 96                  | 611                        |                     | 331                        |
| CARNE OVINA / OVINE MEAT   |                     |                            |                     | 59                         |
| CARNE DE AVE / POULTRY MEAT  | 60                  | 85                         | 26                  | 26                         |
| MENUDENCIAS / OFFALS   | 3                   | 54                         | 66                  | 66                         |
| <b>ARABIA SAUDITA/SAUDI ARABIA</b>   | <b>112</b>          | <b>411</b>                 | <b>606</b>          | <b>845</b>                 |
| CARNE BOVINA / BEEF  | 75                  | 172                        | 63                  | 118                        |
| CARNE OVINA / OVINE MEAT   | 38                  | 186                        | 528                 | 712                        |
| CARNE DE AVE / POULTRY MEAT  |                     | 53                         |                     |                            |
| SUBPRODUCTO RESIDUAL COMESTIBLE /<br>REMAINING EDIBLE BYPRODUCT                    |                     |                            | 15                  | 15                         |
| <b>ARGELIA/ALGERIA</b>   | <b>974</b>          | <b>1.792</b>               | <b>1.108</b>        | <b>2.737</b>               |
| CARNE BOVINA / BEEF  | 974                 | 1.792                      | 857                 | 2.250                      |
| CARNE OVINA / OVINE MEAT   |                     |                            | 251                 | 487                        |
| <b>ARGENTINA/ARGENTINA</b>   | <b>1.298</b>        | <b>1.930</b>               | <b>788</b>          | <b>1.734</b>               |
| CARNE BOVINA / BEEF  | 255                 | 569                        | 503                 | 1.132                      |
| CARNE OVINA / OVINE MEAT   |                     | 5                          | 4                   | 4                          |
| SUBPRODUCTO RESIDUAL COMESTIBLE /<br>REMAINING EDIBLE BYPRODUCT                    |                     |                            | 14                  | 39                         |
| SUBPRODUCTO PRIMARIO PARA USO INDUSTRIAL /<br>PRIMARY BYPRODUCT FOR INDUSTRIAL USE | 985                 | 985                        |                     | 57                         |
| SUBPRODUCTO INDUSTRIALIZADO / INDUSTRIALIZED BYPRODUCT                             | 58                  | 373                        | 267                 | 501                        |
| <b>AUSTRALIA/AUSTRALIA</b>   |                     |                            |                     | <b>61</b>                  |
| CARNE BOVINA / BEEF  |                     |                            |                     | 61                         |



# EXPORTACIONES POR DESTINO - TOTAL DEL SECTOR CÁRNICO

BY DESTINATION - TOTAL MEAT EXPORTS

2008 - 2009

Importe FOB (Miles de dólares)  
FOB value (Thousand dollars)

| DESTINO / DESTINATION  | 2009*               |                            | 2008                |                            |
|--|---------------------|----------------------------|---------------------|----------------------------|
|  | FEBRERO<br>FEBRUARY | ENE. / FEB.<br>JAN. / FEB. | FEBRERO<br>FEBRUARY | ENE. / FEB.<br>JAN. / FEB. |
| <b>AUSTRIA/AUSTRIA</b>   | <b>12</b>           | <b>12</b>                  | <b>10</b>           | <b>26</b>                  |
| SUBPRODUCTO PRIMARIO PARA USO INDUSTRIAL /<br>PRIMARY BYPRODUCT FOR INDUSTRIAL USE | 12                  | 12                         | 10                  | 26                         |
| <b>AZERBAIYÁN/AZERBAIJAN</b>   |                     |                            | <b>41</b>           | <b>41</b>                  |
| CARNE DE AVE / POULTRY MEAT  |                     |                            | 41                  | 41                         |
| <b>BAHAMAS/BAHAMAS</b>   | <b>300</b>          | <b>300</b>                 |                     |                            |
| CARNE BOVINA / BEEF  | 257                 | 257                        |                     |                            |
| MENUDENCIAS / OFFALS   | 43                  | 43                         |                     |                            |
| <b>BARBADOS/BARBADOS</b>   | <b>116</b>          | <b>165</b>                 | <b>199</b>          | <b>397</b>                 |
| CARNE BOVINA / BEEF  | 116                 | 165                        | 199                 | 397                        |
| <b>BELICE/BELIZE</b>   |                     |                            |                     | <b>36</b>                  |
| CARNE BOVINA / BEEF  |                     |                            |                     | 36                         |
| <b>BRASIL/BRAZIL</b>   | <b>3.306</b>        | <b>7.673</b>               | <b>5.699</b>        | <b>12.410</b>              |
| CARNE BOVINA / BEEF  | 1.800               | 4.730                      | 3.527               | 8.327                      |
| CARNE OVINA / OVINE MEAT   | 882                 | 2.097                      | 1.929               | 3.018                      |
| MENUDENCIAS / OFFALS   | 16                  | 16                         | 44                  | 48                         |
| PRODUCTO CARNICO GENERICO / GENERIC MEAT PRODUCT                                   |                     |                            | 3                   | 3                          |
| SUBPRODUCTO PRIMARIO PARA USO INDUSTRIAL /<br>PRIMARY BYPRODUCT FOR INDUSTRIAL USE | 593                 | 696                        | 197                 | 693                        |
| SUBPRODUCTO INDUSTRIALIZADO / INDUSTRIALIZED BYPRODUCT                             | 16                  | 134                        |                     | 321                        |
| <b>BÉLGICA/BELGIUM</b>   | <b>621</b>          | <b>1.133</b>               | <b>977</b>          | <b>1.282</b>               |
| CARNE BOVINA / BEEF  | 230                 | 482                        | 135                 | 135                        |
| CARNE OVINA / OVINE MEAT   |                     |                            | 343                 | 343                        |
| CARNE EQUINA / HORSE MEAT  | 390                 | 651                        | 499                 | 804                        |
| <b>CANADÁ/CANADA</b>   | <b>1.687</b>        | <b>11.438</b>              | <b>718</b>          | <b>4.155</b>               |
| CARNE BOVINA / BEEF  | 1.687               | 11.438                     | 718                 | 4.155                      |
| <b>CHILE/CHILE</b>   | <b>951</b>          | <b>2.172</b>               | <b>2.885</b>        | <b>6.543</b>               |
| CARNE BOVINA / BEEF  | 951                 | 2.043                      | 2.779               | 6.352                      |
| SUBPRODUCTO PRIMARIO PARA USO INDUSTRIAL /<br>PRIMARY BYPRODUCT FOR INDUSTRIAL USE |                     | 24                         | 68                  | 112                        |
| SUBPRODUCTO INDUSTRIALIZADO / INDUSTRIALIZED BYPRODUCT                             |                     | 105                        | 38                  | 79                         |



EXPORTACIÓN  
EXPORTS



PRECIOS  
PRICES



FAENA  
SLAUGHTER



INDICE  
INDEX

# EXPORTACIONES POR DESTINO - TOTAL DEL SECTOR CÁRNICO

BY DESTINATION - TOTAL MEAT EXPORTS

2008 - 2009

Importe FOB (Miles de dólares)  
FOB value (Thousand dollars)

| DESTINO / DESTINATION  | 2009*               |                            | 2008                |                            |
|--|---------------------|----------------------------|---------------------|----------------------------|
|  | FEBRERO<br>FEBRUARY | ENE. / FEB.<br>JAN. / FEB. | FEBRERO<br>FEBRUARY | ENE. / FEB.<br>JAN. / FEB. |
| <b>COLOMBIA/COLOMBIA</b>   | <b>140</b>          | <b>198</b>                 | <b>36</b>           | <b>54</b>                  |
| SUBPRODUCTO INDUSTRIALIZADO / INDUSTRIALIZED BYPRODUCT                             | 140                 | 198                        | 36                  | 54                         |
| <b>COMORAS/COMOROS</b>   |                     |                            | <b>144</b>          | <b>144</b>                 |
| CARNE BOVINA / BEEF  |                     |                            | 144                 | 144                        |
| <b>COSTA DE MARFIL/COTE D IVOIRE</b>   |                     |                            | <b>102</b>          | <b>122</b>                 |
| CARNE OVINA / OVINE MEAT   |                     |                            | 82                  | 82                         |
| MENUDENCIAS / OFFALS   |                     |                            | 19                  | 40                         |
| <b>CROACIA/CROATIA</b>   | <b>385</b>          | <b>750</b>                 | <b>67</b>           | <b>67</b>                  |
| CARNE BOVINA / BEEF  | 385                 | 750                        | 67                  | 67                         |
| <b>CUBA/CUBA</b>   | <b>1.628</b>        | <b>2.295</b>               | <b>1.165</b>        | <b>2.385</b>               |
| CARNE BOVINA / BEEF  | 1.628               | 2.295                      | 1.165               | 2.385                      |
| <b>DINAMARCA/DENMARK</b>   | <b>301</b>          | <b>694</b>                 | <b>276</b>          | <b>878</b>                 |
| CARNE BOVINA / BEEF  | 228                 | 621                        | 276                 | 878                        |
| CARNE OVINA / OVINE MEAT   | 73                  | 73                         |                     |                            |
| <b>ECUADOR/ECUADOR</b>   | <b>48</b>           | <b>61</b>                  |                     |                            |
| CARNE BOVINA / BEEF  | 36                  | 49                         |                     |                            |
| CARNE OVINA / OVINE MEAT   | 12                  | 12                         |                     |                            |
| MENUDENCIAS / OFFALS   | (.)                 | (.)                        |                     |                            |
| <b>EGIPTO/EGYPT</b>  | <b>341</b>          | <b>463</b>                 | <b>187</b>          | <b>609</b>                 |
| SUBPRODUCTO INDUSTRIALIZADO / INDUSTRIALIZED BYPRODUCT                             | 341                 | 463                        | 187                 | 609                        |
| <b>EMIRATOS ÁRABES UNIDOS/UNITED ARAB EMIRATES</b>                                 |                     |                            | <b>56</b>           | <b>56</b>                  |
| CARNE OVINA / OVINE MEAT   |                     |                            | 56                  | 56                         |
| <b>ESPAÑA/SPAIN</b>  | <b>4.146</b>        | <b>8.263</b>               | <b>4.739</b>        | <b>10.833</b>              |
| CARNE BOVINA / BEEF  | 3.784               | 7.248                      | 3.964               | 8.994                      |
| MENUDENCIAS / OFFALS   | 167                 | 420                        | 587                 | 1.403                      |
| SUBPRODUCTO PRIMARIO PARA USO INDUSTRIAL /<br>PRIMARY BYPRODUCT FOR INDUSTRIAL USE | 52                  | 66                         | 35                  | 35                         |
| SUBPRODUCTO INDUSTRIALIZADO / INDUSTRIALIZED BYPRODUCT                             | 142                 | 529                        | 154                 | 402                        |
| <b>ESTADOS UNIDOS/UNITED STATES</b>  | <b>11.334</b>       | <b>20.310</b>              | <b>5.594</b>        | <b>15.415</b>              |
| CARNE BOVINA / BEEF  | 11.278              | 20.048                     | 5.586               | 15.407                     |
| CARNE EQUINA / HORSE MEAT  | 11                  | 11                         | 2                   | 2                          |



# EXPORTACIONES POR DESTINO - TOTAL DEL SECTOR CÁRNICO

BY DESTINATION - TOTAL MEAT EXPORTS

2008 - 2009

Importe FOB (Miles de dólares)  
FOB value (Thousand dollars)

| DESTINO / DESTINATION  | 2009*               |                            | 2008                |                            |
|--|---------------------|----------------------------|---------------------|----------------------------|
|  | FEBRERO<br>FEBRUARY | ENE. / FEB.<br>JAN. / FEB. | FEBRERO<br>FEBRUARY | ENE. / FEB.<br>JAN. / FEB. |
| MENUDENCIAS / OFFALS   | 9                   | 9                          | 6                   | 6                          |
| SUBPRODUCTO INDUSTRIALIZADO / INDUSTRIALIZED BYPRODUCT                             |                     | 138                        |                     |                            |
| PRODUCTO CÁRNICO PARA ALIMENTACION ANIMAL /<br>MEAT PRODUCT FOR ANIMAL FODDAGE     | 36                  | 104                        |                     |                            |
| <b>ESTONIA/ESTONIA</b>   | <b>108</b>          | <b>300</b>                 |                     |                            |
| CARNE BOVINA / BEEF  | 108                 | 300                        |                     |                            |
| <b>FEDERACION RUSA/RUSSIAN FEDERATION</b>  | <b>7.303</b>        | <b>12.968</b>              | <b>22.604</b>       | <b>39.927</b>              |
| CARNE BOVINA / BEEF  | 6.406               | 10.991                     | 20.863              | 36.823                     |
| CARNE OVINA / OVINE MEAT   |                     | 78                         |                     |                            |
| CARNE EQUINA / HORSE MEAT  | 356                 | 595                        | 556                 | 1.204                      |
| CARNE PORCINA / PORK   |                     |                            |                     | 103                        |
| MENUDENCIAS / OFFALS   | 541                 | 1.204                      | 1.186               | 1.796                      |
| SUBPRODUCTO INDUSTRIALIZADO / INDUSTRIALIZED BYPRODUCT                             |                     | 102                        |                     |                            |
| <b>FILIPINAS/PHILIPPINES</b>   |                     | <b>17</b>                  |                     |                            |
| SUBPRODUCTO INDUSTRIALIZADO / INDUSTRIALIZED BYPRODUCT                             |                     | 17                         |                     |                            |
| <b>FINLANDIA/FINLAND</b>   | <b>178</b>          | <b>178</b>                 |                     |                            |
| CARNE BOVINA / BEEF  | 177                 | 177                        |                     |                            |
| CARNE EQUINA / HORSE MEAT  | (.)                 | (.)                        |                     |                            |
| <b>FRANCIA/FRANCE</b>  | <b>1.681</b>        | <b>3.278</b>               | <b>1.802</b>        | <b>4.006</b>               |
| CARNE BOVINA / BEEF  | 839                 | 1.223                      | 987                 | 1.995                      |
| CARNE OVINA / OVINE MEAT   | 250                 | 948                        | 426                 | 1.024                      |
| CARNE EQUINA / HORSE MEAT  | 417                 | 709                        | 210                 | 341                        |
| MENUDENCIAS / OFFALS   |                     | 75                         |                     | 254                        |
| SUBPRODUCTO RESIDUAL COMESTIBLE /<br>REMAINING EDIBLE BYPRODUCT                    |                     |                            |                     | 6                          |
| SUBPRODUCTO PRIMARIO PARA USO INDUSTRIAL /<br>PRIMARY BYPRODUCT FOR INDUSTRIAL USE | 14                  | 20                         | 30                  | 37                         |
| SUBPRODUCTO INDUSTRIALIZADO / INDUSTRIALIZED BYPRODUCT                             | 158                 | 300                        | 149                 | 303                        |
| <b>GABÓN/GABON</b>   | <b>185</b>          | <b>185</b>                 | <b>86</b>           | <b>136</b>                 |
| CARNE BOVINA / BEEF  | 55                  | 55                         |                     |                            |
| CARNE OVINA / OVINE MEAT   | 105                 | 105                        | 86                  | 122                        |
| MENUDENCIAS / OFFALS   | 25                  | 25                         |                     | 14                         |



EXPORTACIÓN  
EXPORTS



PRECIOS  
PRICES



FAENA  
SLAUGHTER



INDICE  
INDEX

# EXPORTACIONES POR DESTINO - TOTAL DEL SECTOR CÁRNICO

BY DESTINATION - TOTAL MEAT EXPORTS

2008 - 2009

Importe FOB (Miles de dólares)  
FOB value (Thousand dollars)

| DESTINO / DESTINATION  | 2009*               |                            | 2008                |                            |
|--|---------------------|----------------------------|---------------------|----------------------------|
|  | FEBRERO<br>FEBRUARY | ENE. / FEB.<br>JAN. / FEB. | FEBRERO<br>FEBRUARY | ENE. / FEB.<br>JAN. / FEB. |
| <b>GAMBIA/GAMBIA</b>   | <b>47</b>           | <b>47</b>                  |                     |                            |
| CARNE DE AVE / POULTRY MEAT  | 47                  | 47                         |                     |                            |
| <b>GEORGIA/GEORGIA</b>   |                     |                            | <b>43</b>           | <b>43</b>                  |
| CARNE DE AVE / POULTRY MEAT  |                     |                            | 43                  | 43                         |
| <b>GHANA/GHANA</b>   |                     | <b>34</b>                  |                     |                            |
| CARNE OVINA / OVINE MEAT   |                     | 34                         |                     |                            |
| <b>GRANADA/GRENADA</b>   |                     |                            |                     |                            |
| <b>GRECIA/GREECE</b>   | <b>65</b>           | <b>65</b>                  |                     |                            |
| CARNE BOVINA / BEEF  | 65                  | 65                         |                     |                            |
| <b>GUINEA ECUATORIAL/EQUATORIAL GUINEA</b>   | <b>89</b>           | <b>89</b>                  |                     |                            |
| CARNE OVINA / OVINE MEAT   | 41                  | 41                         |                     |                            |
| CARNE PORCINA / PORK   | 22                  | 22                         |                     |                            |
| CARNE DE AVE / POULTRY MEAT  | 18                  | 18                         |                     |                            |
| MENUDENCIAS / OFFALS   | 6                   | 6                          |                     |                            |
| SUBPRODUCTO RESIDUAL COMESTIBLE /<br>REMAINING EDIBLE BYPRODUCT                    | 2                   | 2                          |                     |                            |
| <b>HONG KONG/HONG KONG</b>   | <b>5.155</b>        | <b>10.670</b>              | <b>3.998</b>        | <b>7.881</b>               |
| CARNE BOVINA / BEEF  | 2.422               | 4.896                      | 2.492               | 5.172                      |
| CARNE OVINA / OVINE MEAT   |                     |                            |                     | 10                         |
| MENUDENCIAS / OFFALS   | 2.473               | 5.041                      | 1.250               | 2.154                      |
| SUBPRODUCTO RESIDUAL COMESTIBLE /<br>REMAINING EDIBLE BYPRODUCT                    | 22                  | 58                         | 32                  | 76                         |
| SUBPRODUCTO PRIMARIO PARA USO INDUSTRIAL /<br>PRIMARY BYPRODUCT FOR INDUSTRIAL USE | 238                 | 674                        | 224                 | 469                        |
| <b>IRLANDA/IRELAND</b>   | <b>901</b>          | <b>1.625</b>               | <b>1.222</b>        | <b>2.019</b>               |
| CARNE BOVINA / BEEF  | 901                 | 1.610                      | 1.222               | 2.012                      |
| MENUDENCIAS / OFFALS   |                     | 1                          |                     |                            |
| SUBPRODUCTO PRIMARIO PARA USO INDUSTRIAL /<br>PRIMARY BYPRODUCT FOR INDUSTRIAL USE |                     | 14                         |                     | 7                          |
| <b>ISLA MADEIRA/ISLA MADEIRA</b>   | <b>110</b>          | <b>110</b>                 |                     | <b>76</b>                  |
| CARNE BOVINA / BEEF  | 103                 | 103                        |                     | 76                         |
| MENUDENCIAS / OFFALS   | 7                   | 7                          |                     |                            |



# EXPORTACIONES POR DESTINO - TOTAL DEL SECTOR CÁRNICO

BY DESTINATION - TOTAL MEAT EXPORTS

2008 - 2009

Importe FOB (Miles de dólares)  
FOB value (Thousand dollars)

| DESTINO / DESTINATION  | 2009*               |                            | 2008                |                            |
|--|---------------------|----------------------------|---------------------|----------------------------|
|  | FEBRERO<br>FEBRUARY | ENE. / FEB.<br>JAN. / FEB. | FEBRERO<br>FEBRUARY | ENE. / FEB.<br>JAN. / FEB. |
| <b>ISLAS CANARIAS/CANARY ISLANDS</b>   | <b>1.672</b>        | <b>4.559</b>               | <b>3.137</b>        | <b>5.682</b>               |
| CARNE BOVINA / BEEF  | 1.672               | 4.559                      | 3.124               | 5.668                      |
| MENUDENCIAS / OFFALS   |                     |                            | 14                  | 14                         |
| <b>ISLAS MALVINAS/FALKLAND ISLANDS (MALVINAS)</b>                                  |                     |                            | <b>24</b>           | <b>24</b>                  |
| CARNE BOVINA / BEEF  |                     |                            | 24                  | 24                         |
| <b>ISRAEL/ISRAEL</b>   | <b>4.478</b>        | <b>8.113</b>               | <b>7.374</b>        | <b>12.590</b>              |
| CARNE BOVINA / BEEF  | 4.343               | 7.873                      | 7.153               | 12.183                     |
| MENUDENCIAS / OFFALS   | 48                  | 115                        | 183                 | 301                        |
| SUBPRODUCTO RESIDUAL COMESTIBLE /<br>REMAINING EDIBLE BYPRODUCT                    | 83                  | 121                        | 25                  | 83                         |
| SUBPRODUCTO PRIMARIO PARA USO INDUSTRIAL /<br>PRIMARY BYPRODUCT FOR INDUSTRIAL USE | 3                   | 4                          | 14                  | 23                         |
| <b>ITALIA/ITALY</b>  | <b>7.818</b>        | <b>13.614</b>              | <b>5.739</b>        | <b>8.399</b>               |
| CARNE BOVINA / BEEF  | 7.007               | 11.893                     | 4.632               | 5.963                      |
| CARNE OVINA / OVINE MEAT   |                     | 188                        | 146                 | 291                        |
| CARNE EQUINA / HORSE MEAT  | 101                 | 231                        | 141                 | 340                        |
| MENUDENCIAS / OFFALS   |                     |                            | 406                 | 689                        |
| SUBPRODUCTO RESIDUAL COMESTIBLE /<br>REMAINING EDIBLE BYPRODUCT                    | 3                   | 4                          |                     |                            |
| SUBPRODUCTO INDUSTRIALIZADO / INDUSTRIALIZED BYPRODUCT                             | 514                 | 967                        | 383                 | 999                        |
| PRODUCTO CÁRNICO PARA ALIMENTACION ANIMAL /<br>MEAT PRODUCT FOR ANIMAL FODDAGE     | 193                 | 331                        | 32                  | 117                        |
| <b>JAMAICA/JAMAICA</b>   |                     |                            | <b>75</b>           | <b>75</b>                  |
| CARNE BOVINA / BEEF  |                     |                            | 75                  | 75                         |
| <b>JORDANIA/JORDAN</b>   | <b>389</b>          | <b>1.508</b>               | <b>292</b>          | <b>415</b>                 |
| CARNE BOVINA / BEEF  |                     |                            | 16                  | 50                         |
| CARNE OVINA / OVINE MEAT   | 389                 | 1.494                      | 275                 | 365                        |
| SUBPRODUCTO RESIDUAL COMESTIBLE /<br>REMAINING EDIBLE BYPRODUCT                    |                     | 14                         |                     |                            |
| <b>KUWAIT/KUWAIT</b>   | <b>40</b>           | <b>40</b>                  |                     |                            |
| CARNE OVINA / OVINE MEAT   | 40                  | 40                         |                     |                            |
| <b>LIBIA/LIBYAN ARAB JAMAHIRIYA</b>  | <b>126</b>          | <b>208</b>                 | <b>311</b>          | <b>829</b>                 |
| CARNE BOVINA / BEEF  |                     | 82                         |                     |                            |
| CARNE OVINA / OVINE MEAT   | 126                 | 126                        | 311                 | 829                        |



EXPORTACIÓN  
EXPORTS



PRECIOS  
PRICES



FAENA  
SLAUGHTER



INDICE  
INDEX

# EXPORTACIONES POR DESTINO - TOTAL DEL SECTOR CÁRNICO

BY DESTINATION - TOTAL MEAT EXPORTS

2008 - 2009

Importe FOB (Miles de dólares)  
FOB value (Thousand dollars)

| DESTINO / DESTINATION  | 2009*               |                            | 2008                |                            |
|--|---------------------|----------------------------|---------------------|----------------------------|
|  | FEBRERO<br>FEBRUARY | ENE. / FEB.<br>JAN. / FEB. | FEBRERO<br>FEBRUARY | ENE. / FEB.<br>JAN. / FEB. |
| <b>LÍBANO/LEBANON</b>  | <b>52</b>           | <b>52</b>                  |                     |                            |
| CARNE BOVINA / BEEF  | 52                  | 52                         |                     |                            |
| <b>MACEDONIA/MACEDONIA, THE FORMER YUGOSLAV REPUBLIC OF</b>                        |                     | <b>68</b>                  | <b>65</b>           | <b>65</b>                  |
| CARNE BOVINA / BEEF  |                     | 68                         | 65                  | 65                         |
| <b>MALASIA/MALAYSIA</b>  | <b>729</b>          | <b>1.263</b>               | <b>1.530</b>        | <b>5.105</b>               |
| CARNE BOVINA / BEEF  | 729                 | 1.250                      | 1.530               | 5.105                      |
| MENUDENCIAS / OFFALS   |                     | 14                         |                     |                            |
| <b>MAURITANIA/MAURITANIA</b>   | <b>23</b>           | <b>23</b>                  |                     |                            |
| CARNE DE AVE / POULTRY MEAT  | 23                  | 23                         |                     |                            |
| <b>MÉXICO/MEXICO</b>   | <b>646</b>          | <b>1.373</b>               | <b>808</b>          | <b>1.730</b>               |
| CARNE BOVINA / BEEF  | 646                 | 1.373                      | 808                 | 1.730                      |
| <b>NIGERIA/NIGERIA</b>   | <b>2.452</b>        | <b>2.452</b>               | <b>1.444</b>        | <b>1.444</b>               |
| SUBPRODUCTO PRIMARIO PARA USO INDUSTRIAL /<br>PRIMARY BYPRODUCT FOR INDUSTRIAL USE | 2.452               | 2.452                      | 1.444               | 1.444                      |
| <b>NORUEGA/NORWAY</b>  | <b>180</b>          | <b>752</b>                 | <b>974</b>          | <b>1.676</b>               |
| CARNE BOVINA / BEEF  |                     | 397                        | 822                 | 1.524                      |
| CARNE OVINA / OVINE MEAT   | 180                 | 354                        | 152                 | 152                        |
| <b>PAKISTÁN/PAKISTAN</b>   | <b>65</b>           | <b>1.798</b>               | <b>4.807</b>        | <b>4.807</b>               |
| SUBPRODUCTO PRIMARIO PARA USO INDUSTRIAL /<br>PRIMARY BYPRODUCT FOR INDUSTRIAL USE |                     | 1.708                      | 4.807               | 4.807                      |
| SUBPRODUCTO INDUSTRIALIZADO / INDUSTRIALIZED BYPRODUCT                             | 65                  | 90                         |                     |                            |
| <b>PARAGUAY/PARAGUAY</b>   |                     | <b>22</b>                  |                     |                            |
| SUBPRODUCTO PRIMARIO PARA USO INDUSTRIAL /<br>PRIMARY BYPRODUCT FOR INDUSTRIAL USE |                     | 22                         |                     |                            |
| <b>PAÍSES BAJOS/NETHERLANDS</b>  | <b>6.623</b>        | <b>12.370</b>              | <b>11.081</b>       | <b>19.641</b>              |
| CARNE BOVINA / BEEF  | 6.239               | 11.476                     | 10.104              | 18.386                     |
| CARNE OVINA / OVINE MEAT   |                     | 79                         | 752                 | 752                        |
| CARNE EQUINA / HORSE MEAT  | 270                 | 469                        | 57                  | 298                        |
| MENUDENCIAS / OFFALS   |                     | 44                         | 27                  | 27                         |
| SUBPRODUCTO PRIMARIO PARA USO INDUSTRIAL /<br>PRIMARY BYPRODUCT FOR INDUSTRIAL USE | 114                 | 161                        | 33                  | 70                         |
| SUBPRODUCTO INDUSTRIALIZADO / INDUSTRIALIZED BYPRODUCT                             |                     | 141                        | 108                 | 108                        |



# EXPORTACIONES POR DESTINO - TOTAL DEL SECTOR CÁRNICO

BY DESTINATION - TOTAL MEAT EXPORTS

2008 - 2009

Importe FOB (Miles de dólares)  
FOB value (Thousand dollars)

| DESTINO / DESTINATION  | 2009*               |                            | 2008                |                            |
|--|---------------------|----------------------------|---------------------|----------------------------|
|  | FEBRERO<br>FEBRUARY | ENE. / FEB.<br>JAN. / FEB. | FEBRERO<br>FEBRUARY | ENE. / FEB.<br>JAN. / FEB. |
| <b>PERÚ/PERU</b>   | <b>116</b>          | <b>259</b>                 | <b>81</b>           | <b>149</b>                 |
| CARNE BOVINA / BEEF  | 14                  | 146                        | 4                   | 17                         |
| MENUDENCIAS / OFFALS   | 26                  | 29                         | 76                  | 131                        |
| SUBPRODUCTO RESIDUAL COMESTIBLE /<br>REMAINING EDIBLE BYPRODUCT                    |                     | 8                          |                     |                            |
| SUBPRODUCTO INDUSTRIALIZADO / INDUSTRIALIZED BYPRODUCT                             | 77                  | 77                         |                     |                            |
| <b>POLINESIA FRANCESA/FRENCH POLYNESIA</b>   | <b>407</b>          | <b>768</b>                 | <b>590</b>          | <b>959</b>                 |
| CARNE BOVINA / BEEF  | 407                 | 768                        | 457                 | 747                        |
| CARNE OVINA / OVINE MEAT   |                     |                            | 133                 | 212                        |
| <b>POLONIA/POLAND</b>  | <b>49</b>           | <b>140</b>                 | <b>388</b>          | <b>1.080</b>               |
| MENUDENCIAS / OFFALS   | 49                  | 126                        | 367                 | 1.039                      |
| SUBPRODUCTO RESIDUAL COMESTIBLE /<br>REMAINING EDIBLE BYPRODUCT                    |                     | 13                         | 22                  | 41                         |
| <b>PORTUGAL/PORTUGAL</b>   | <b>452</b>          | <b>905</b>                 | <b>771</b>          | <b>1.385</b>               |
| CARNE BOVINA / BEEF  | 452                 | 905                        | 685                 | 1.147                      |
| CARNE OVINA / OVINE MEAT   |                     |                            | 17                  | 17                         |
| MENUDENCIAS / OFFALS   |                     |                            | 69                  | 221                        |
| <b>PROVEEDURÍA MARÍTIMA/SHIP CHANDLER</b>  | <b>74</b>           | <b>141</b>                 | <b>622</b>          | <b>855</b>                 |
| CARNE BOVINA / BEEF  | 74                  | 74                         | 622                 | 855                        |
| CARNE OVINA / OVINE MEAT   |                     | 67                         |                     |                            |
| <b>REINO UNIDO/UNITED KINGDOM</b>  | <b>7.633</b>        | <b>13.686</b>              | <b>13.294</b>       | <b>27.363</b>              |
| CARNE BOVINA / BEEF  | 7.147               | 12.911                     | 12.691              | 26.348                     |
| CARNE OVINA / OVINE MEAT   | 486                 | 774                        | 576                 | 967                        |
| MENUDENCIAS / OFFALS   |                     |                            | 27                  | 27                         |
| SUBPRODUCTO PRIMARIO PARA USO INDUSTRIAL /<br>PRIMARY BYPRODUCT FOR INDUSTRIAL USE |                     |                            |                     | 21                         |
| <b>REPÚBLICA CHECA/CZECH REPUBLIC</b>  |                     | <b>69</b>                  | <b>177</b>          | <b>177</b>                 |
| CARNE BOVINA / BEEF  |                     | 69                         | 177                 | 177                        |
| <b>REPÚBLICA DEL CONGO/CONGO</b>   | <b>93</b>           | <b>122</b>                 | <b>23</b>           | <b>90</b>                  |
| CARNE DE AVE / POULTRY MEAT  | 23                  | 51                         |                     |                            |
| MENUDENCIAS / OFFALS   | 70                  | 70                         | 23                  | 90                         |



EXPORTACIÓN  
EXPORTS



PRECIOS  
PRICES



FAENA  
SLAUGHTER



INDICE  
INDEX

# EXPORTACIONES POR DESTINO - TOTAL DEL SECTOR CÁRNICO

BY DESTINATION - TOTAL MEAT EXPORTS

2008 - 2009

Importe FOB (Miles de dólares)  
FOB value (Thousand dollars)

| DESTINO / DESTINATION  | 2009*               |                            | 2008                |                            |
|--|---------------------|----------------------------|---------------------|----------------------------|
|  | FEBRERO<br>FEBRUARY | ENE. / FEB.<br>JAN. / FEB. | FEBRERO<br>FEBRUARY | ENE. / FEB.<br>JAN. / FEB. |
| <b>REPÚBLICA POPULAR CHINA/CHINA</b>   | <b>2.269</b>        | <b>4.551</b>               | <b>1.666</b>        | <b>3.822</b>               |
| CARNE BOVINA / BEEF  | 688                 | 1.446                      | 752                 | 1.409                      |
| CARNE OVINA / OVINE MEAT   | 42                  | 115                        | 31                  | 76                         |
| MENUDENCIAS / OFFALS   | 264                 | 483                        | 40                  | 131                        |
| SUBPRODUCTO RESIDUAL COMESTIBLE /<br>REMAINING EDIBLE BYPRODUCT                    | 7                   | 27                         | 7                   | 64                         |
| SUBPRODUCTO PRIMARIO PARA USO INDUSTRIAL /<br>PRIMARY BYPRODUCT FOR INDUSTRIAL USE | 31                  | 59                         | 89                  | 134                        |
| SUBPRODUCTO INDUSTRIALIZADO / INDUSTRIALIZED BYPRODUCT                             | 1.237               | 2.421                      | 746                 | 2.008                      |
| <b>RUMANIA/ROMANIA</b>   |                     | <b>112</b>                 | <b>193</b>          | <b>337</b>                 |
| MENUDENCIAS / OFFALS   |                     |                            | 62                  | 62                         |
| SUBPRODUCTO INDUSTRIALIZADO / INDUSTRIALIZED BYPRODUCT                             |                     | 112                        | 131                 | 276                        |
| <b>SINGAPUR/SINGAPORE</b>  |                     | <b>132</b>                 |                     | <b>267</b>                 |
| CARNE BOVINA / BEEF  |                     | 132                        |                     | 267                        |
| <b>SUDÁFRICA/SOUTH AFRICA</b>  | <b>749</b>          | <b>1.271</b>               | <b>1.479</b>        | <b>3.446</b>               |
| CARNE BOVINA / BEEF  | 702                 | 1.192                      | 1.420               | 3.358                      |
| SUBPRODUCTO RESIDUAL COMESTIBLE /<br>REMAINING EDIBLE BYPRODUCT                    | 28                  | 61                         | 59                  | 73                         |
| SUBPRODUCTO PRIMARIO PARA USO INDUSTRIAL /<br>PRIMARY BYPRODUCT FOR INDUSTRIAL USE | 12                  | 12                         |                     | 14                         |
| SUBPRODUCTO INDUSTRIALIZADO / INDUSTRIALIZED BYPRODUCT                             | 7                   | 7                          |                     |                            |
| <b>SUECIA/SWEDEN</b>   | <b>2.102</b>        | <b>4.339</b>               | <b>942</b>          | <b>1.979</b>               |
| CARNE BOVINA / BEEF  | 1.761               | 3.997                      | 942                 | 1.976                      |
| CARNE OVINA / OVINE MEAT   | 341                 | 341                        |                     |                            |
| SUBPRODUCTO RESIDUAL COMESTIBLE /<br>REMAINING EDIBLE BYPRODUCT                    |                     |                            |                     | 4                          |
| <b>SUIZA/SWITZERLAND</b>   | <b>757</b>          | <b>1.604</b>               | <b>1.059</b>        | <b>1.115</b>               |
| CARNE BOVINA / BEEF  | 757                 | 1.604                      | 1.047               | 1.093                      |
| CARNE EQUINA / HORSE MEAT  |                     |                            | 6                   | 6                          |
| SUBPRODUCTO PRIMARIO PARA USO INDUSTRIAL /<br>PRIMARY BYPRODUCT FOR INDUSTRIAL USE |                     |                            | 5                   | 16                         |
| SUBPRODUCTO INDUSTRIALIZADO / INDUSTRIALIZED BYPRODUCT                             |                     |                            | 1                   | 1                          |
| <b>TAILANDIA/THAILAND</b>  | <b>29</b>           | <b>53</b>                  | <b>29</b>           | <b>87</b>                  |
| SUBPRODUCTO INDUSTRIALIZADO / INDUSTRIALIZED BYPRODUCT                             | 29                  | 53                         | 29                  | 87                         |



# EXPORTACIONES POR DESTINO - TOTAL DEL SECTOR CÁRNICO

BY DESTINATION - TOTAL MEAT EXPORTS

2008 - 2009

Importe FOB (Miles de dólares)  
FOB value (Thousand dollars)

| DESTINO / DESTINATION  | 2009*               |                            | 2008                |                            |
|--|---------------------|----------------------------|---------------------|----------------------------|
|  | FEBRERO<br>FEBRUARY | ENE. / FEB.<br>JAN. / FEB. | FEBRERO<br>FEBRUARY | ENE. / FEB.<br>JAN. / FEB. |
| <b>TRINIDAD Y TOBAGO/TRINIDAD AND TOBAGO</b>                                       | <b>832</b>          | <b>1.408</b>               | <b>466</b>          | <b>1.308</b>               |
| CARNE BOVINA / BEEF  | 763                 | 1.340                      | 466                 | 1.308                      |
| CARNE OVINA / OVINE MEAT   | 68                  | 68                         | (.)                 | (.)                        |
| <b>TURQUÍA/TURKEY</b>  | <b>10</b>           | <b>121</b>                 | <b>138</b>          | <b>138</b>                 |
| CARNE OVINA / OVINE MEAT   |                     | 111                        |                     |                            |
| CARNE DE AVE / POULTRY MEAT  |                     |                            | 128                 | 128                        |
| SUBPRODUCTO RESIDUAL COMESTIBLE /<br>REMAINING EDIBLE BYPRODUCT                    | 10                  | 10                         | 11                  | 11                         |
| <b>TÚNEZ/TUNISIA</b>   | <b>38</b>           | <b>38</b>                  |                     | <b>142</b>                 |
| CARNE BOVINA / BEEF  | 38                  | 38                         |                     | 142                        |
| <b>VENEZUELA/VENEZUELA</b>   | <b>3.852</b>        | <b>12.951</b>              | <b>757</b>          | <b>1.545</b>               |
| CARNE BOVINA / BEEF  | 3.852               | 12.449                     | 757                 | 1.545                      |
| CARNE DE AVE / POULTRY MEAT  |                     | 501                        |                     |                            |
| <b>VIETNAM/VIET NAM</b>  | <b>376</b>          | <b>587</b>                 | <b>594</b>          | <b>941</b>                 |
| CARNE OVINA / OVINE MEAT   | 237                 | 278                        |                     |                            |
| MENUDENCIAS / OFFALS   | 52                  | 158                        | 17                  | 57                         |
| SUBPRODUCTO RESIDUAL COMESTIBLE /<br>REMAINING EDIBLE BYPRODUCT                    | 19                  | 56                         | 34                  | 80                         |
| SUBPRODUCTO PRIMARIO PARA USO INDUSTRIAL /<br>PRIMARY BYPRODUCT FOR INDUSTRIAL USE |                     | 3                          |                     |                            |
| SUBPRODUCTO INDUSTRIALIZADO / INDUSTRIALIZED BYPRODUCT                             | 68                  | 92                         | 544                 | 804                        |
| <b>YEMEN/YEMEN</b>   |                     | <b>215</b>                 |                     |                            |
| CARNE DE AVE / POULTRY MEAT  |                     | 215                        |                     |                            |
| <b>ZONA NEUTRAL PALESTINA/PALESTINIAN NEUTRAL ZONE</b>                             |                     | <b>21</b>                  | <b>41</b>           | <b>238</b>                 |
| CARNE BOVINA / BEEF  |                     |                            | 27                  | 138                        |
| CARNE OVINA / OVINE MEAT   |                     |                            |                     | 23                         |
| MENUDENCIAS / OFFALS   |                     | 21                         | 15                  | 76                         |
| <b>TOTAL</b>   | <b>93.399</b>       | <b>190.948</b>             | <b>120.862</b>      | <b>234.248</b>             |



EXPORTACIÓN  
EXPORTS



PRECIOS  
PRICES



FAENA  
SLAUGHTER



INDICE  
INDEX

# EXPORTACIONES DE CARNE BOVINA POR DESTINO

BEEF EXPORTS BY DESTINATION

ENERO - FEBRERO / JANUARY - FEBRUARY 2009

| PRINCIPALES DESTINOS<br>MAIN DESTINATIONS | TONS. PESO CANAL<br>CARC. WEIGHT TONS. |               | MILES DE DÓLARES<br>THOUSAND DOLLARS |               |
|---|--|---------------|--------------------------------------|---------------|
|   |  | %             |                                      | %             |
| UNION EUROPEA / EUROPEAN UNION            | 16.137                                 | 25,24         | 59.649                               | 38,37         |
| NAFTA / NAFTA                             | 16.272                                 | 25,45         | 32.859                               | 21,14         |
| VENEZUELA / VENEZUELA                     | 5.320                                  | 8,32          | 12.449                               | 8,01          |
| FEDERACION RUSA / RUSSIAN FEDERATION      | 8.458                                  | 13,23         | 10.991                               | 7,07          |
| ISRAEL / ISRAEL                           | 3.081                                  | 4,82          | 7.873                                | 5,06          |
| MERCOSUR / MERCOSUR                       | 2.739                                  | 4,28          | 7.341                                | 4,72          |
| HONG KONG / HONG KONG                     | 2.569                                  | 4,02          | 4.896                                | 3,15          |
| ISLAS CANARIAS / CANARY ISLANDS           | 1.193                                  | 1,87          | 4.559                                | 2,93          |
| OTROS / OTHER                             | 8.158                                  | 12,76         | 14.837                               | 9,54          |
| <b>TOTAL</b>                              | <b>63.927</b>                          | <b>100,00</b> | <b>155.454</b>                       | <b>100,00</b> |

| * UNIÓN EUROPEA / EUROPEAN UNION | TONS. PESO CANAL<br>CARC. WEIGHT TONS. |               | MILES DE DÓLARES<br>THOUSAND DOLLARS |               |
|----------------------------------|--|---------------|--------------------------------------|---------------|
|                                  |  | %             |                                      | %             |
| REINO UNIDO / UNITED KINGDOM     | 4.889                                  | 30,30         | 12.911                               | 21,64         |
| ITALIA / ITALY                   | 3.053                                  | 18,92         | 11.893                               | 19,94         |
| PAISES BAJOS / NETHERLANDS       | 2.399                                  | 14,87         | 11.476                               | 19,24         |
| ESPAÑA / SPAIN                   | 1.966                                  | 12,18         | 7.248                                | 12,15         |
| OTROS / OTHER                    | 3.830                                  | 23,73         | 16.121                               | 27,03         |
| <b>TOTAL</b>                     | <b>16.137</b>                          | <b>100,00</b> | <b>59.649</b>                        | <b>100,00</b> |

| ** NAFTA / NAFTA               | TONS. PESO CANAL<br>CARC. WEIGHT TONS. |               | MILES DE DÓLARES<br>THOUSAND DOLLARS |               |
|--------------------------------|--|---------------|--------------------------------------|---------------|
|                                |  | %             |                                      | %             |
| ESTADOS UNIDOS / UNITED STATES | 8.143                                  | 50,04         | 20.048                               | 61,01         |
| CANADÁ / CANADA                | 7.498                                  | 46,08         | 11.438                               | 34,81         |
| MÉXICO / MEXICO                | 631                                    | 3,88          | 1.373                                | 4,18          |
| <b>TOTAL</b>                   | <b>16.272</b>                          | <b>100,00</b> | <b>32.859</b>                        | <b>100,00</b> |

| *** MERCOSUR / MERCOSUR | TONS. PESO CANAL<br>CARC. WEIGHT TONS. |               | MILES DE DÓLARES<br>THOUSAND DOLLARS |               |
|-------------------------|--|---------------|--------------------------------------|---------------|
|                         |  | %             |                                      | %             |
| BRASIL / BRAZIL         | 1.419                                  | 51,81         | 4.730                                | 64,43         |
| CHILE / CHILE           | 1.038                                  | 37,90         | 2.043                                | 27,83         |
| ARGENTINA / ARGENTINA   | 282                                    | 10,30         | 569                                  | 7,75          |
| <b>TOTAL</b>            | <b>2.739</b>                           | <b>100,00</b> | <b>7.341</b>                         | <b>100,00</b> |

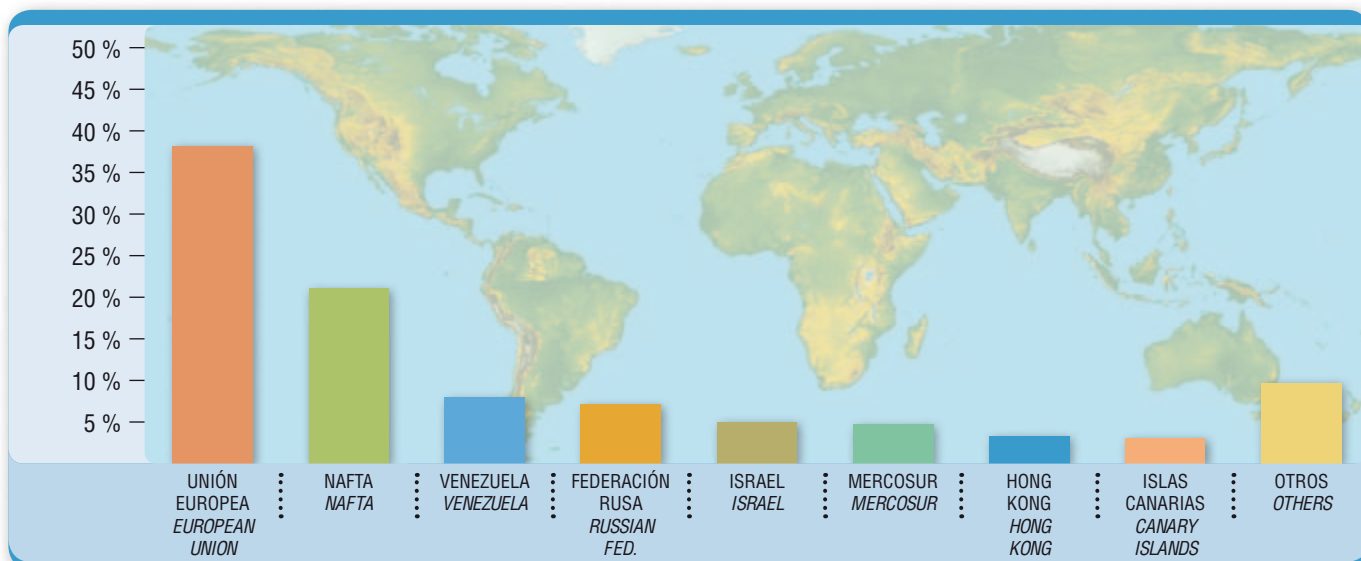


# EXPORTACIONES DE CARNE BOVINA POR DESTINO

BEEF EXPORTS BY DESTINATION

ENERO - FEBRERO / JANUARY - FEBRUARY 2009

Participación porcentual sobre importes en dólares / Percentage in dollars



## \* UNIÓN EUROPEA / EUROPEAN UNION

|                              |         |
|------------------------------|---------|
| REINO UNIDO / UNITED KINGDOM | 21,64 % |
| ITALIA / ITALY               | 19,94 % |
| PAÍSES BAJOS / NETHERLANDS   | 19,24 % |
| ESPAÑA / SPAIN               | 12,15 % |
| OTROS / OTHER                | 27,03 % |

## \*\* NAFTA / NAFTA

|                                |         |
|--------------------------------|---------|
| ESTADOS UNIDOS / UNITED STATES | 61,01 % |
| CANADÁ / CANADA                | 34,81 % |
| MÉXICO / MEXICO                | 4,18 %  |

## \*\*\* MERCOSUR / MERCOSUR

|                       |         |
|-----------------------|---------|
| BRASIL / BRAZIL       | 64,43 % |
| CHILE / CHILE         | 27,83 % |
| ARGENTINA / ARGENTINA | 7,75 %  |



EXPORTACIÓN  
EXPORTS



PRECIOS  
PRICES



FAENA  
SLAUGHTER



INDICE  
INDEX

# EXPORTACIONES POR DESTINO - CARNE BOVINA

EXPORTS BY DESTINATION - BEEF

Volumen (Toneladas peso embarque)

FEBRERO \* / FEBRUARY \* 2009

Quantity (Tons shipped weight)



| PRODUCTO / PRODUCT  | FEDERACIÓN RUSA<br>RUSSIAN FED. | ESTADOS UNIDOS<br>UNITED STATES | REINO UNIDO<br>UNITED KINGDOM | ISRAEL<br>ISRAEL | ITALIA<br>ITALY | VENEZUELA<br>VENEZUELA |
|---|---------------------------------|---------------------------------|-------------------------------|------------------|-----------------|------------------------|
| <b>1 REFRIGERADA / REFRIGERATED</b>   | <b>3.333,0</b>                  | <b>2.673,4</b>                  | <b>1.804,9</b>                | <b>1.144,7</b>   | <b>1.146,0</b>  | <b>1.095,8</b>         |
| <b>2 CONGELADA/FROZEN</b>   | <b>3.333,0</b>                  | <b>2.200,1</b>                  | <b>1.617,8</b>                | <b>1.144,7</b>   | <b>1.123,5</b>  | <b>1.095,8</b>         |
| 3 Cuarto o corte del delantero con hueso<br><i>Bonein forequarter or forequarter cut</i>  |                                 |                                 |                               |                  |                 |                        |
| 4 Cuarto o corte del trasero con hueso<br><i>Bonein hindquarter or hindquarter cut</i>  |                                 |                                 |                               |                  |                 |                        |
| 5 Cuarto o corte del delantero sin hueso<br><i>Boneless forequarter or forequarter cut</i>  | 588,5                           | 904,7                           | 923,6                         | 1.121,0          |                 | 252,2                  |
| 6 Cuarto o corte del trasero sin hueso<br><i>Boneless hindquarter or hindquarter cut</i>  | 208,4                           | 734,9                           | 645,7                         | 16,4             | 1.114,5         | 232,1                  |
| 7 Canal, media canal, cuarto compensado,<br>cuarto combinado sin hueso<br><i>Boneless carcass, side, compensated quarters,<br/>combined quarters</i>  | 78,0                            | 180,4                           |                               | 7,3              | 9,0             |                        |
| 8 Otras carnes sin hueso<br><i>Other boneless meats</i>   | 27,0                            | 143,8                           | 48,5                          |                  |                 | 561,5                  |
| 9 Carnes chicas<br><i>Generic trimmings</i>   | 2.431,1                         | 236,3                           |                               |                  |                 | 50,0                   |
| <b>10 ENFRIADA/CHILLED</b>  |                                 | <b>473,3</b>                    | <b>187,1</b>                  |                  | <b>22,5</b>     |                        |
| 11 Cuarto o corte del delantero con hueso<br><i>Bonein forequarter or forequarter cut</i>   |                                 |                                 |                               |                  |                 |                        |
| 12 Otras carnes con hueso<br><i>Other bonein meats</i>  |                                 |                                 |                               |                  |                 |                        |
| 13 Cuarto o corte del delantero sin hueso<br><i>Boneless forequarter or forequarter cut</i>   |                                 | 92,0                            | 20,6                          |                  | 2,8             |                        |
| 14 Cuarto o corte del trasero sin hueso<br><i>Boneless hindquarter or hindquarter cut</i>   |                                 | 161,5                           | 166,5                         |                  | 19,7            |                        |
| 15 Canal, media canal, cuarto compensado,<br>cuarto combinado sin hueso<br><i>Boneless carcass, side, compensated quarters,<br/>combined quarters</i> |                                 | 219,9                           |                               |                  |                 |                        |
| <b>16 PRODUCTO CARNICO BOVINO / BEEF PRODUCT</b>  |                                 | <b>344,9</b>                    | <b>74,0</b>                   |                  |                 |                        |
| <b>17 CONGELADO/FROZEN</b>  |                                 | <b>128,2</b>                    |                               |                  |                 |                        |
| 18 Genérico<br><i>Generic</i>   |                                 |                                 |                               |                  |                 |                        |
| 19 Cuarto o corte del delantero sin hueso<br><i>Boneless forequarter or forequarter cut</i>   |                                 | 128,2                           |                               |                  |                 |                        |
| <b>20 CONSERVA/PRESERVE</b>   |                                 | <b>176,6</b>                    | <b>52,5</b>                   |                  |                 |                        |
| 21 Genérico<br><i>Generic</i>   |                                 | 176,6                           | 52,5                          |                  |                 |                        |
| <b>22 HUMEDAD CONTROLADA/CONTROLLED MOISTURE</b>  |                                 | <b>40,1</b>                     | <b>10,5</b>                   |                  |                 |                        |
| 23 Genérico<br><i>Generic</i>   |                                 | 40,1                            | 10,5                          |                  |                 |                        |
| <b>24 COCIDO-CONGELADO/COOKED-FROZEN</b>  |                                 |                                 | <b>11,0</b>                   |                  |                 |                        |
| 25 Genérico<br><i>Generic</i>   |                                 |                                 | 11,0                          |                  |                 |                        |
| <b>TOTAL</b>  | <b>3.333,0</b>                  | <b>3.018,3</b>                  | <b>1.878,8</b>                | <b>1.144,7</b>   | <b>1.146,0</b>  | <b>1.095,8</b>         |
| Toneladas equiv. Peso canal **<br><i>Tons carcass weight equivalent **</i>  | 4.878,0                         | 4.807,4                         | 2.887,0                       | 1.709,0          | 1.627,7         | 1.603,1                |



# EXPORTACIONES POR DESTINO - CARNE BOVINA

EXPORTS BY DESTINATION - BEEF

Volumen (Toneladas peso embarque)

FEBRERO \* / FEBRUARY \* 2009

Quantity (Tons shipped weight)



| HONG KONG | PAÍSES BAJOS | CANADÁ  | ESPAÑA  | CUBA  | BRASIL | SUDÁFRICA    | ALEMANIA | OTROS   | TOTAL    |    |
|-----------|--------------|---------|---------|-------|--------|--------------|----------|---------|----------|----|
| HONG KONG | NETHERLANDS  | CANADA  | SPAIN   | CUBA  | BRAZIL | SOUTH-AFRICA | GERMANY  | OTHERS  |          |    |
| 882,9     | 802,1        | 724,8   | 733,5   | 340,2 | 458,9  | 472,0        | 436,9    | 3.819,8 | 19.868,9 | 1  |
| 882,9     | 479,6        | 683,6   | 392,7   | 340,2 | 145,5  | 472,0        | 293,5    | 3.184,2 | 17.389,0 | 2  |
|           |              |         |         |       | 13,0   |              |          | 5,4     | 18,4     | 3  |
|           |              |         |         |       |        |              |          | 0,1     | 0,1      | 4  |
| 98,0      | 91,1         | 270,3   | 57,3    | 2,1   |        |              | 4,3      | 1.438,0 | 5.751,1  | 5  |
| 729,2     | 388,5        | 66,7    | 262,5   | 81,7  | 59,0   |              | 289,2    | 940,0   | 5.768,7  | 6  |
| 51,5      |              | 141,5   | 72,8    |       |        |              |          | 159,2   | 699,7    | 7  |
| 4,2       |              |         |         | 256,5 |        |              |          | 41,9    | 1.083,3  | 8  |
|           |              | 205,2   |         |       | 73,5   | 472,0        |          | 599,7   | 4.067,8  | 9  |
|           | 322,5        | 41,2    | 340,8   |       | 313,4  |              | 143,3    | 635,6   | 2.479,8  | 10 |
|           |              |         |         |       | 166,5  |              |          | 50,0    | 216,5    | 11 |
|           |              |         |         |       | 9,3    |              |          | 44,8    | 54,1     | 12 |
|           | 53,0         | 4,6     | 25,4    |       | 6,2    |              | 1,5      | 16,5    | 222,6    | 13 |
|           | 259,7        | 14,6    | 292,5   |       | 131,3  |              | 131,8    | 386,2   | 1.563,9  | 14 |
|           | 9,9          | 22,0    | 22,9    |       |        |              | 10,0     | 138,0   | 422,7    | 15 |
|           |              |         |         | 137,0 | 44,0   |              |          | 71,2    | 671,1    | 16 |
|           |              |         |         | 137,0 |        |              |          | 59,1    | 324,3    | 17 |
|           |              |         |         | 137,0 |        |              |          | 59,1    | 196,1    | 18 |
|           |              |         |         |       |        |              |          |         | 128,2    | 19 |
|           |              |         |         |       | 44,0   |              |          |         | 273,0    | 20 |
|           |              |         |         |       | 44,0   |              |          |         | 273,0    | 21 |
|           |              |         |         |       |        |              |          | 1,0     | 51,7     | 22 |
|           |              |         |         |       |        |              |          | 1,0     | 51,7     | 23 |
|           |              |         |         |       |        |              |          | 11,1    | 22,1     | 24 |
|           |              |         |         |       |        |              |          | 11,1    | 22,1     | 25 |
| 882,9     | 802,1        | 724,8   | 733,5   | 477,3 | 502,9  | 472,0        | 436,9    | 3.891,0 | 20.540,0 |    |
| 1.262,8   | 1.150,4      | 1.077,7 | 1.055,2 | 689,7 | 687,7  | 684,3        | 621,1    | 5.689,3 | 30.430,4 |    |

\* Cifras primarias. / Preliminary data.

\*\* Estimado / Estimated.



EXPORTACIÓN  
EXPORTS



PRECIOS  
PRICES



FAENA  
SLAUGHTER



INDICE  
INDEX

# EXPORTACIONES POR DESTINO - CARNE BOVINA

EXPORTS BY DESTINATION - BEEF

Volumen (Toneladas peso embarque)

ENERO - FEBRERO \* / JANUARY - FEBRUARY \* 2009

Quantity (Tons shipped weight)



| PRODUCTO / PRODUCT  | FEDERACIÓN<br>RUSA<br>RUSSIAN<br>FED. | ESTADOS<br>UNIDOS<br>UNITED<br>STATES | CANADÁ<br>CANADA | VENEZUELA<br>VENEZUELA | REINO<br>UNIDO<br>UNITED<br>KINGDOM | ISRAEL<br>ISRAEL |
|---|---------------------------------------|---------------------------------------|------------------|------------------------|-------------------------------------|------------------|
| <b>1 REFRIGERADA / REFRIGERATED</b>   | <b>5.772,2</b>                        | <b>4.912,9</b>                        | <b>5.002,2</b>   | <b>3.651,9</b>         | <b>2.960,9</b>                      | <b>2.059,5</b>   |
| <b>2 CONGELADA/FROZEN</b>   | <b>5.772,2</b>                        | <b>3.912,0</b>                        | <b>4.939,0</b>   | <b>3.651,9</b>         | <b>2.485,7</b>                      | <b>2.059,5</b>   |
| 3 Cuarto o corte del delantero con hueso<br><i>Bonein forequarter or forequarter cut</i>  |                                       |                                       |                  |                        |                                     |                  |
| 4 Cuarto o corte del trasero con hueso<br><i>Bonein hindquarter or hindquarter cut</i>  |                                       |                                       |                  |                        |                                     |                  |
| 5 Cuarto o corte del delantero sin hueso<br><i>Boneless forequarter or forequarter cut</i>  | 1.069,8                               | 1.791,0                               | 2.669,3          | 304,2                  | 1.261,7                             | 2.034,0          |
| 6 Cuarto o corte del trasero sin hueso<br><i>Boneless hindquarter or hindquarter cut</i>  | 262,4                                 | 1.185,3                               | 661,9            | 257,1                  | 1.125,0                             | 16,4             |
| 7 Canal, media canal, cuarto compensado,<br>cuarto combinado sin hueso<br><i>Boneless carcass, side, compensated quarters,<br/>combined quarters</i>  | 79,3                                  | 270,5                                 | 630,5            | 53,0                   |                                     | 9,1              |
| 8 Otras carnes sin hueso<br><i>Other boneless meats</i>   | 81,0                                  | 212,0                                 |                  | 2.912,6                | 99,0                                |                  |
| 9 Carnes chicas<br><i>Generic trimmings</i>   | 4.279,6                               | 453,3                                 | 977,3            | 125,0                  |                                     |                  |
| <b>10 ENFRIADA/CHILLED</b>  |                                       | <b>1.001,0</b>                        | <b>63,2</b>      |                        | <b>475,2</b>                        |                  |
| 11 Cuarto o corte del delantero con hueso<br><i>Bonein forequarter or forequarter cut</i>   |                                       |                                       |                  |                        |                                     |                  |
| 12 Cuarto o corte del trasero con hueso<br><i>Bonein hindquarter or hindquarter cut</i>   |                                       |                                       |                  |                        |                                     |                  |
| 13 Otras carnes con hueso<br><i>Other bonein meats</i>  |                                       |                                       |                  |                        |                                     |                  |
| 14 Cuarto o corte del delantero sin hueso<br><i>Boneless forequarter or forequarter cut</i>   |                                       | 193,0                                 | 10,5             |                        | 64,6                                |                  |
| 15 Cuarto o corte del trasero sin hueso<br><i>Boneless hindquarter or hindquarter cut</i>   |                                       | 293,8                                 | 30,6             |                        | 410,6                               |                  |
| 16 Canal, media canal, cuarto compensado,<br>cuarto combinado sin hueso<br><i>Boneless carcass, side, compensated quarters,<br/>combined quarters</i> |                                       | 514,0                                 | 22,0             |                        |                                     |                  |
| <b>17 PRODUCTO CARNICO BOVINO / BEEF PRODUCT</b>  |                                       | <b>353,2</b>                          |                  |                        | <b>169,1</b>                        |                  |
| <b>18 CONGELADO/FROZEN</b>  |                                       | <b>128,2</b>                          |                  |                        |                                     |                  |
| 19 Generico<br><i>Generic</i>   |                                       |                                       |                  |                        |                                     |                  |
| 20 Cuarto o corte del delantero sin hueso<br><i>Boneless forequarter or forequarter cut</i>   |                                       | 128,2                                 |                  |                        |                                     |                  |
| <b>21 CONSERVA/PRESERVE</b>   |                                       | <b>176,6</b>                          |                  |                        | <b>125,3</b>                        |                  |
| 22 Generico<br><i>Generic</i>   |                                       | 176,6                                 |                  |                        | 125,3                               |                  |
| <b>23 HUMEDAD CONTROLADA/CONTROLLED MOISTURE</b>  |                                       | <b>48,4</b>                           |                  |                        | <b>32,8</b>                         |                  |
| 24 Generico<br><i>Generic</i>   |                                       | 48,4                                  |                  |                        | 32,8                                |                  |

# EXPORTACIONES POR DESTINO - CARNE BOVINA

EXPORTS BY DESTINATION - BEEF

Volumen (Toneladas peso embarque)

ENERO - FEBRERO \* / JANUARY - FEBRUARY \* 2009

Quantity (Tons shipped weight)



| ITALIA<br>ITALY | HONG KONG | PAÍSES BAJOS<br>NETHERLANDS | ESPAÑA<br>SPAIN | ALEMANIA<br>GERMANY | BRASIL<br>BRAZIL | ISLAS CANARIAS<br>CANARY ISLANDS | SUDÁFRICA<br>SOUTH-AFRICA | OTROS<br>OTHERS | TOTAL    |    |
|-----------------|-----------|-----------------------------|-----------------|---------------------|------------------|----------------------------------|---------------------------|-----------------|----------|----|
| 1.973,8         | 1.796,7   | 1.676,4                     | 1.362,8         | 1.016,1             | 1.032,0          | 836,2                            | 813,8                     | 7.425,5         | 42.292,9 | 1  |
| 1.939,3         | 1.796,7   | 1.238,4                     | 838,7           | 744,4               | 277,5            | 573,3                            | 813,8                     | 6.337,3         | 37.379,5 | 2  |
|                 |           |                             |                 |                     | 36,8             |                                  |                           | 141,2           | 178,0    | 3  |
|                 |           |                             |                 |                     |                  |                                  |                           | 6,6             | 6,6      | 4  |
|                 | 156,6     | 168,1                       | 219,5           | 41,1                | 2,8              | 2,0                              |                           | 2.602,5         | 12.322,5 | 5  |
| 1.930,3         | 1.495,5   | 1.070,2                     | 542,4           | 703,3               | 120,4            | 546,3                            |                           | 1.726,9         | 11.643,6 | 6  |
| 9,0             | 130,6     |                             | 76,8            |                     |                  | 25,0                             |                           | 337,8           | 1.621,6  | 7  |
|                 | 14,0      |                             |                 |                     |                  |                                  |                           | 357,0           | 3.675,5  | 8  |
|                 |           |                             |                 |                     | 117,5            |                                  | 813,8                     | 1.165,4         | 7.931,8  | 9  |
| 34,5            |           | 438,0                       | 524,1           | 271,7               | 754,6            | 263,0                            |                           | 1.088,2         | 4.913,3  | 10 |
|                 |           |                             |                 |                     | 348,2            |                                  |                           | 129,7           | 477,9    | 11 |
|                 |           |                             |                 |                     | 1,7              |                                  |                           |                 | 1,7      | 12 |
|                 |           |                             |                 |                     | 9,3              |                                  |                           | 101,8           | 111,1    | 13 |
| 2,8             |           | 68,9                        | 37,5            | 1,5                 | 6,2              | 1,5                              |                           | 71,2            | 457,8    | 14 |
| 31,7            |           | 359,3                       | 410,9           | 249,9               | 367,2            | 215,1                            |                           | 586,7           | 2.956,0  | 15 |
|                 |           | 9,9                         | 75,7            | 20,2                | 22,0             | 46,4                             |                           | 198,8           | 909,0    | 16 |
| 100,0           |           |                             |                 |                     | 44,0             |                                  |                           | 395,0           | 1.061,2  | 17 |
|                 |           |                             |                 |                     |                  |                                  |                           | 382,8           | 511,0    | 18 |
|                 |           |                             |                 |                     |                  |                                  |                           | 382,8           | 382,8    | 19 |
|                 |           |                             |                 |                     |                  |                                  |                           |                 | 128,2    | 20 |
|                 |           |                             |                 |                     | 44,0             |                                  |                           |                 | 345,9    | 21 |
|                 |           |                             |                 |                     | 44,0             |                                  |                           |                 | 345,9    | 22 |
|                 |           |                             |                 |                     |                  |                                  |                           | 1,0             | 82,1     | 23 |
|                 |           |                             |                 |                     |                  |                                  |                           | 1,0             | 82,1     | 24 |

\* Cifras primarias. / Preliminary data.

\*\* Estimado / Estimated.



EXPORTACIÓN  
EXPORTS



PRECIOS  
PRICES



FAENA  
SLAUGHTER



INDICE  
INDEX

# EXPORTACIONES POR DESTINO - CARNE BOVINA

EXPORTS BY DESTINATION - BEEF

Volumen (Toneladas peso embarque)

ENERO - FEBRERO \* / JANUARY - FEBRUARY \* 2009

Quantity (Tons shipped weight)



| PRODUCTO / PRODUCT  | FEDERACIÓN<br>RUSA<br>RUSSIAN<br>FED. | ESTADOS<br>UNIDOS<br>UNITED<br>STATES | CANADÁ<br>CANADA | VENEZUELA<br>VENEZUELA | REINO<br>UNIDO<br>UNITED<br>KINGDOM | ISRAEL<br>ISRAEL |
|---|---------------------------------------|---------------------------------------|------------------|------------------------|-------------------------------------|------------------|
| 25 <b>COCIDO-CONGELADO/COOKED-FROZEN</b>                            |                                       |                                       |                  |                        | <b>11,0</b>                         |                  |
| 26 Generico<br>Generic  |                                       |                                       |                  |                        | 11,0                                |                  |
| <b>TOTAL</b>  | <b>5.772,2</b>                        | <b>5.266,1</b>                        | <b>5.002,2</b>   | <b>3.651,9</b>         | <b>3.130,0</b>                      | <b>2.059,5</b>   |
| Toneladas equiv. Peso canal **<br>Tons carcase weight equivalent ** | 8.457,7                               | 8.143,5                               | 7.498,0          | 5.320,2                | 4.889,2                             | 3.081,1          |



# EXPORTACIONES POR DESTINO - CARNE BOVINA

EXPORTS BY DESTINATION - BEEF

Volumen (Toneladas peso embarque)

ENERO - FEBRERO \* / JANUARY - FEBRUARY \* 2009

Quantity (Tons shipped weight)



| ITALIA<br>ITALY | HONG<br>KONG | PAÍSES<br>BAJOS<br>NETHER-<br>LANDS | ESPAÑA<br>SPAIN | ALEMANIA<br>GERMANY | BRASIL<br>BRAZIL | ISLAS<br>CANARIAS<br>CANARY<br>ISLANDS | SUDÁFRICA<br>SOUTH-<br>AFRICA | OTROS<br>OTHERS | TOTAL    |    |
|-----------------|--------------|-------------------------------------|-----------------|---------------------|------------------|--|-------------------------------|-----------------|----------|----|
| 100,0           |              |                                     |                 |                     |                  |  |                               | 11,1            | 122,1    | 25 |
| 100,0           |              |                                     |                 |                     |                  |  |                               | 11,1            | 122,1    | 26 |
| 2.073,7         | 1.796,7      | 1.676,4                             | 1.362,8         | 1.016,1             | 1.076,0          | 836,2                                  | 813,8                         | 7.820,5         | 43.354,0 |    |
| 3.053,1         | 2.568,6      | 2.398,6                             | 1.965,5         | 1.446,4             | 1.419,0          | 1.193,4                                | 1.180,0                       | 11.312,3        | 63.926,6 |    |

\* Cifras primarias. / Preliminary data.

\*\* Estimado / Estimated.



EXPORTACIÓN  
EXPORTS



PRECIOS  
PRICES



FAENA  
SLAUGHTER



INDICE  
INDEX

# EXPORTACIONES DE CARNE OVINA POR DESTINO

OVINE MEAT EXPORTS BY DESTINATION

ENERO - FEBRERO \* / JANUARY - FEBRUARY \* 2009

| PRINCIPALES DESTINOS<br>MAIN DESTINATIONS | TONS. PESO CANAL<br>CARC. WEIGHT TONS. |               | MILES DE DÓLARES<br>THOUSAND DOLLARS |               |
|---|--|---------------|--------------------------------------|---------------|
|   |  | %             |                                      | %             |
| UNION EUROPEA / EUROPEAN UNION *          | 1.087                                  | 31,33         | 3.362                                | 39,21         |
| MERCOSUR / MERCOSUR **                    | 1.035                                  | 29,84         | 2.102                                | 24,52         |
| JORDANIA / JORDAN                         | 524                                    | 15,11         | 1.494                                | 17,42         |
| NORUEGA / NORWAY                          | 79                                     | 2,28          | 354                                  | 4,13          |
| VIETNAM / VIET NAM                        | 184                                    | 5,30          | 278                                  | 3,24          |
| ARABIA SAUDITA / SAUDI ARABIA             | 88                                     | 2,54          | 186                                  | 2,17          |
| LIBIA / LIBYAN ARAB JAMAHIRIYA            | 52                                     | 1,50          | 126                                  | 1,47          |
| REPÚBLICA POPULAR CHINA / CHINA           | 102                                    | 2,94          | 115                                  | 1,34          |
| OTROS / OTHER                             | 318                                    | 9,17          | 557                                  | 6,50          |
| <b>TOTAL</b>                              | <b>3.469</b>                           | <b>100,00</b> | <b>8.574</b>                         | <b>100,00</b> |

| * UNIÓN EUROPEA / EUROPEAN UNION | TONS. PESO CANAL<br>CARC. WEIGHT TONS. |               | MILES DE DÓLARES<br>THOUSAND DOLLARS |               |
|----------------------------------|--|---------------|--------------------------------------|---------------|
|                                  |  | %             |                                      | %             |
| ALEMANIA / GERMANY               | 204                                    | 18,77         | 960                                  | 28,55         |
| FRANCIA / FRANCE                 | 391                                    | 35,97         | 948                                  | 28,20         |
| REINO UNIDO / UNITED KINGDOM     | 289                                    | 26,59         | 774                                  | 23,02         |
| SUECIA / SWEDEN                  | 98                                     | 9,02          | 341                                  | 10,14         |
| OTROS / OTHER                    | 105                                    | 9,66          | 339                                  | 10,08         |
| <b>TOTAL</b>                     | <b>1.087</b>                           | <b>100,00</b> | <b>3.362</b>                         | <b>100,00</b> |

| ** MERCOSUR / MERCOSUR | TONS. PESO CANAL<br>CARC. WEIGHT TONS. |               | MILES DE DÓLARES<br>THOUSAND DOLLARS |               |
|------------------------|--|---------------|--------------------------------------|---------------|
|                        |  | %             |                                      | %             |
| BRASIL / BRAZIL        | 1.035                                  | 100,00        | 2.097                                | 99,76         |
| ARGENTINA / ARGENTINA  | (.)                                    | (.)           | 5                                    | 0,24          |
| <b>TOTAL</b>           | <b>1.035</b>                           | <b>100,00</b> | <b>2.102</b>                         | <b>100,00</b> |

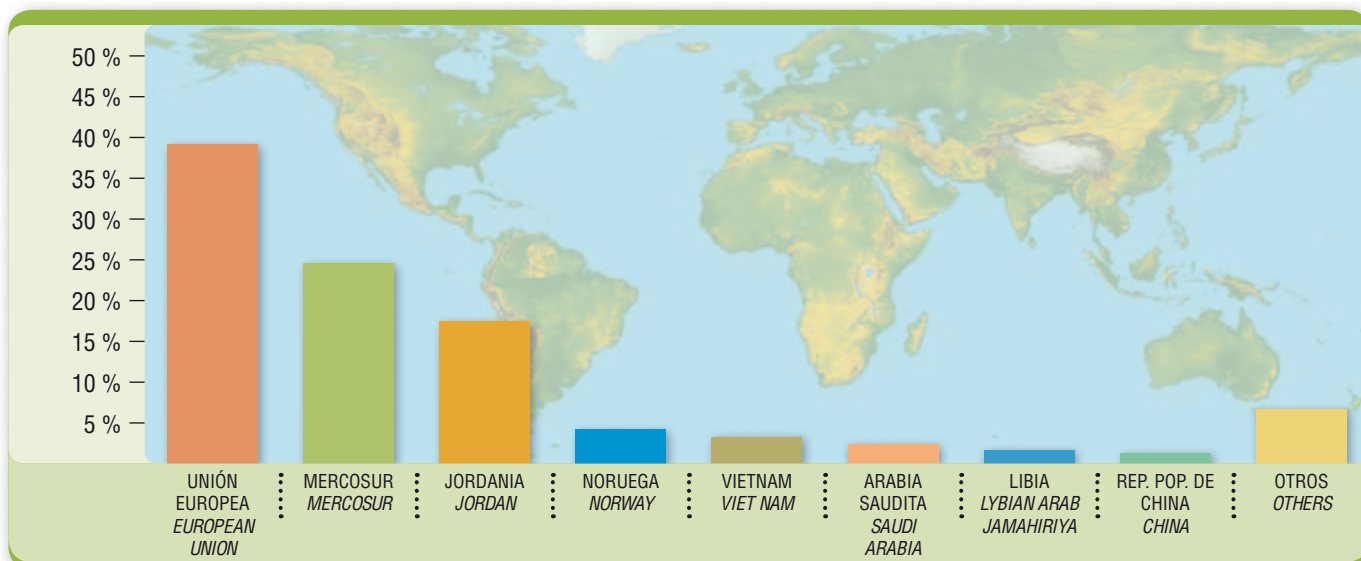


# EXPORTACIONES DE CARNE OVINA POR DESTINO

OVINE MEAT EXPORTS BY DESTINATION

ENERO - FEBRERO \* / JANUARY - FEBRUARY \* 2009

Participación porcentual sobre importes en dólares / Percentage in dollars



## \* UNIÓN EUROPEA / EUROPEAN UNION

|                              |         |
|------------------------------|---------|
| ALEMANIA / GERMANY           | 28,55 % |
| FRANCIA / FRANCE             | 28,20 % |
| REINO UNIDO / UNITED KINGDOM | 23,02 % |
| SUECIA / SWEDEN              | 10,14 % |
| OTROS / OTHER                | 10,08 % |

## \*\* MERCOSUR / MERCOSUR

|                       |         |
|-----------------------|---------|
| BRASIL / BRAZIL       | 99,76 % |
| ARGENTINA / ARGENTINA | 0,24 %  |



EXPORTACIÓN  
EXPORTS



PRECIOS  
PRICES



FAENA  
SLAUGHTER



INDICE  
INDEX

# EXPORTACIONES POR DESTINO - CARNE OVINA

EXPORTS BY DESTINATION - OVINE MEAT

FEBRERO \* / FEBRUARY \* 2009

Volumen (Toneladas peso embarque)

Quantity (Tons shipped weight)



| PRODUCTO / PRODUCT   | BRASIL<br>BRAZIL | REINO<br>UNIDO<br>UNITED<br>KINGDOM | ALEMANIA<br>GERMANY | VIETNAM<br>VIET NAM | OTROS<br>OTHERS | TOTAL          |
|--|------------------|-------------------------------------|---------------------|---------------------|-----------------|----------------|
| <b>REFRIGERADA / REFRIGERATED</b>  | <b>402,8</b>     | <b>86,5</b>                         | <b>83,2</b>         | <b>151,6</b>        | <b>491,5</b>    | <b>1.215,5</b> |
| <b>CONGELADA/FROZEN</b>  | <b>346,5</b>     | <b>86,5</b>                         | <b>38,7</b>         | <b>151,6</b>        | <b>491,5</b>    | <b>1.114,7</b> |
| Cuarto o corte del delantero con hueso<br><i>Bonein forequarter or forequarter cut</i>   | 263,5            |                                     |                     | 151,6               | 96,8            | 511,9          |
| Cuarto o corte del trasero con hueso<br><i>Bonein hindquarter or hindquarter cut</i>   | 25,4             |                                     |                     |                     | 10,9            | 36,3           |
| Canal, media canal, cuarto compensado,<br>cuarto combinado con hueso<br><i>Bonein carcase, side, compensated quarters,<br/>combined quarters</i> | 23,3             |                                     |                     |                     | 235,8           | 259,1          |
| Cuarto o corte del delantero sin hueso<br><i>Boneless forequarter or forequarter cut</i>   | 7,0              |                                     |                     |                     | 18,2            | 25,2           |
| Cuarto o corte del trasero sin hueso<br><i>Boneless hindquarter or hindquarter cut</i>   | 12,3             | 86,5                                | 38,7                |                     | 129,8           | 267,3          |
| Carnes chicas<br><i>Generic trimmings</i>  | 15,0             |                                     |                     |                     |                 | 15,0           |
| <b>ENFRIADA/CHILLED</b>  | <b>56,3</b>      |                                     | <b>44,5</b>         |                     |                 | <b>100,8</b>   |
| Canal, media canal, cuarto compensado,<br>cuarto combinado con hueso<br><i>Bonein carcase, side, compensated quarters,<br/>combined quarters</i> | 56,3             |                                     |                     |                     |                 | 56,3           |
| Cuarto o corte del trasero sin hueso<br><i>Boneless hindquarter or hindquarter cut</i>   |                  |                                     | 44,5                |                     |                 | 44,5           |
| <b>TOTAL</b>   | <b>402,8</b>     | <b>86,5</b>                         | <b>83,2</b>         | <b>151,6</b>        | <b>491,5</b>    | <b>1.215,5</b> |
| Toneladas equiv. Peso canal **<br><i>Tons carcase weight equivalent **</i>   | 456,1            | 183,7                               | 176,8               | 157,9               | 672,3           | 1.646,7        |

\* Cifras primarias. / Preliminary data.

\*\* Estimado / Estimated.

Nota: Los totales pueden no coincidir con la suma de parciales por razones de redondeo de cifras.  
Note: Grand totals might not coincide with exact data addition due to round-up of numbers.



# EXPORTACIONES POR DESTINO - CARNE OVINA

EXPORTS BY DESTINATION - OVINE MEAT

Volumen (Toneladas peso embarque)

ENERO - FEBRERO \* / JANUARY - FEBRUARY \* 2009

Quantity (Tons shipped weight)



| PRODUCTO / PRODUCT   | BRASIL<br>BRAZIL | JORDANIA<br>JORDAN | FRANCIA<br>FRANCE | REINO<br>UNIDO<br>UNITED<br>KINGDOM | OTROS<br>OTHERS | TOTAL          |
|--|------------------|--------------------|-------------------|-------------------------------------|-----------------|----------------|
| <b>REFRIGERADA / REFRIGERATED</b>  | <b>927,7</b>     | <b>502,4</b>       | <b>184,2</b>      | <b>136,0</b>                        | <b>873,0</b>    | <b>2.623,4</b> |
| <b>CONGELADA/FROZEN</b>  | <b>809,3</b>     | <b>502,4</b>       | <b>184,2</b>      | <b>136,0</b>                        | <b>825,4</b>    | <b>2.457,4</b> |
| Cuarto o corte del delantero con hueso<br><i>Bonein forequarter or forequarter cut</i>   | 622,5            |                    |                   |                                     | 342,1           | 964,6          |
| Cuarto o corte del trasero con hueso<br><i>Bonein hindquarter or hindquarter cut</i>   | 52,1             |                    |                   |                                     | 19,4            | 71,4           |
| Canal, media canal, cuarto compensado,<br>cuarto combinado con hueso<br><i>Bonein carcass, side, compensated quarters,<br/>combined quarters</i>   | 70,4             | 502,4              |                   |                                     | 214,6           | 787,5          |
| Cuarto o corte del delantero sin hueso<br><i>Boneless forequarter or forequarter cut</i>   | 7,0              |                    | 42,4              |                                     | 18,2            | 67,6           |
| Cuarto o corte del trasero sin hueso<br><i>Boneless hindquarter or hindquarter cut</i>   | 37,8             |                    | 141,8             | 136,0                               | 201,2           | 516,7          |
| Canal, media canal, cuarto compensado,<br>cuarto combinado sin hueso<br><i>Boneless carcass, side, compensated quarters,<br/>combined quarters</i> | 4,5              |                    |                   |                                     | 25,0            | 29,5           |
| Carnes chicas<br><i>Generic trimmings</i>  | 15,0             |                    |                   |                                     | 5,0             | 20,0           |
| <b>ENFRIADA/CHILLED</b>  | <b>118,4</b>     |                    |                   |                                     | <b>47,5</b>     | <b>165,9</b>   |
| Canal, media canal, cuarto compensado,<br>cuarto combinado con hueso<br><i>Bonein carcass, side, compensated quarters,<br/>combined quarters</i>   | 118,4            |                    |                   |                                     |                 | 118,4          |
| Cuarto o corte del trasero sin hueso<br><i>Boneless hindquarter or hindquarter cut</i>   |                  |                    |                   |                                     | 47,5            | 47,5           |
| <b>TOTAL</b>   | <b>927,7</b>     | <b>502,4</b>       | <b>184,2</b>      | <b>136,0</b>                        | <b>873,0</b>    | <b>2.623,4</b> |
| Toneladas equiv. Peso canal **<br><i>Tons carcass weight equivalent **</i>   | 1.034,8          | 523,5              | 391,3             | 288,9                               | 1.230,8         | 3.469,4        |

\* Cifras primarias. / Preliminary data.

\*\* Estimado / Estimated.

Nota: Los totales pueden no coincidir con la suma de parciales por razones de redondeo de cifras.  
Note: Grand totals might not coincide with exact data addition due to round-up of numbers.



EXPORTACIÓN  
EXPORTS



PRECIOS  
PRICES



FAENA  
SLAUGHTER



INDICE  
INDEX