



Estadística Mensual

FAENA - PRECIOS - EXPORTACIÓN

Monthly Statistics

SLAUGHTER - PRICES - EXPORTS

ESPAÑOL / ENGLISH

JUNIO / JUNE 2009



EXPORTACIÓN
EXPORTS



PRECIOS
PRICES



FAENA
SLAUGHTER



INDICE
CONTENTS



INSTITUTO NACIONAL DE CARNES
NATIONAL MEAT INSTITUTE
Dirección de Información y Análisis Económico
Economic Analysis & Information Division

Rincón 545/549 - C.P. 11.000

Montevideo – Uruguay

Tels.: (598-2) 916 0430

(598-2) 916 1989

Fax: (598-2) 917 0874

(598-2) 916 2933

inacarnes@inac.gub.uy

diae@inac.gub.uy

www.inac.gub.uy

IMPORTANTE: La reproducción total o parcial de la información contenida en esta publicación es libre, bajo condición de indicar la fuente.

IMPORTANT: Total or partial reproduction of information held within this publication is free, conditioned to mentioning the source.

Diseño y Producción Gráfica:

 **gráficamente**
graficamente@adinet.com.uy



www.inac.gub.uy


Un Portal al servicio de la Cadena Cárnica

Centralizando la información de interés para el Productor

Una selección de datos del mercado junto a información individual de los productores. La posibilidad de disponer de una síntesis actualizada semanalmente sobre los principales indicadores: precios de hacienda, situación de la faena, evolución de las exportaciones y valores del novillo tipo. El acceso on line a la información individual de los productores de todas las tropas publicadas por el SEIC (Sistema Electrónico de Información de la Industria Cárnica).

La mejor forma de procesar y analizar la Información de Mercado

Una nueva forma de organizar y presentar la más completa y actualizada información sobre la cadena cárnica. Información sobre stock, faena, mercado interno, exportaciones, precios y valores, presentados con diferentes opciones de visualización y alternativas de procesamiento.



CONTENIDO

FAENA EN ESTABLECIMIENTOS HABILITADOS A NIVEL NACIONAL

| | |
|--|----|
| • RESUMEN DE LA FAENA DE BOVINOS, OVINOS, PORCINOS Y EQUINOS | 6 |
| • POR ESPECIE - 2008 - 2009 (Mensual) | 7 |
| • POR CATEGORÍA - 2009 (Mensual) | |
| Bovinos | 9 |
| Bovinos (por Edad) | 10 |
| Ovinos | 12 |
| Porcinos y Equinos | 13 |
| • POR ESTABLECIMIENTO - 2009 | |
| Bovinos por Categoría | |
| Junio | 14 |
| Enero - Junio | 15 |
| Ovinos por Categoría | |
| Junio | 16 |
| Enero - Junio | 17 |
| Porcinos y Equinos por Categoría | |
| Junio | 18 |
| Enero - Junio | 19 |
| • POR ESTABLECIMIENTO - 2009 (Mensual) | |
| Bovinos | 20 |
| Ovinos | 21 |

PRECIOS - 2008 - 2009 (Mensual)

| | |
|-----------------------|----|
| Novillos gordos | 22 |
| Vacas gordas | 23 |
| Vaquillonas | 24 |
| Cuero fresco | 25 |

EXPORTACIÓN

| | |
|---|----|
| • EXPORTACIONES TOTALES POR PRODUCTO - Enero - Junio - 2009 | 27 |
| • TOTAL DEL SECTOR CÁRNICO - 2008 - 2009 (Mensual) | 29 |
| • CARNE BOVINA - 2008 - 2009 (Mensual) | 31 |
| • CARNE BOVINA REFRIGERADA - 2008 - 2009 (Mensual) | 33 |
| • CARNE OVINA - 2008 - 2009 (Mensual) | 35 |
| • POR EXPORTADOR - 2008 - 2009 (Junio / Enero - Junio) | 36 |
| • POR PRODUCTO - 2008 - 2009 (Junio / Enero - Junio) | 38 |
| • POR DESTINO | |
| Total de Sector Cárnico - 2008 - 2009 | |
| Junio / Enero - Junio | 42 |
| Carne Bovina - 2009 | |
| Junio | 56 |
| Enero - Junio | 60 |
| Carne Ovina - 2009 | |
| Junio | 66 |
| Enero - Junio | 67 |

GRÁFICAS

| | |
|---|----|
| • FAENA DE BOVINOS Y OVINOS - 2008 / 2009 | 8 |
| • EXPORTACIONES TOTALES DEL SECTOR CÁRNICO - Enero - Junio - 2008 - 2009 | 28 |
| • EXPORTACIONES DE CARNE BOVINA - Enero - Junio - 2008 / Enero - Junio - 2009 | 30 |
| • EXPORTACIONES DE CARNE BOVINA REFRIGERADA, ELABORADA Y SALADA - Enero - Junio - 2008 - 2009 | 32 |
| • EXPORTACIONES DE CARNE OVINA - Enero - Junio - 2008 / Enero - Junio - 2009 | 34 |
| • EXPORTACIONES DE CARNE BOVINA POR DESTINO - Enero - Junio - 2009 | 54 |
| • EXPORTACIONES DE CARNE OVINA POR DESTINO - Enero - Junio - 2009 | 64 |

NOTAS:

Los totales pueden no coincidir con la suma de parciales por razones de redondeo de cifras.

La participación porcentual y los ingresos promedios de exportación son calculados sobre valores en unidades de kilos y de dólares.



CONTENTS

SLAUGHTER - LICENSED PROCESSING PLANTS

| | |
|---|----|
| • SUMMARY OF BOVINE, SHEEP, SWINE, AND HORSE SLAUGHTER..... | 6 |
| • BY SPECIES - 2008 - 2009 (Monthly)..... | 7 |
| • BY CLASS - 2009 (Monthly) | |
| Bovine..... | 9 |
| Bovine (by Age)..... | 10 |
| Sheep..... | 12 |
| Swine and Horses..... | 13 |
| • BY ABATTOIR - 2009 | |
| Bovine by class | |
| June..... | 14 |
| January - June..... | 15 |
| Sheep by class | |
| June..... | 16 |
| January - June..... | 17 |
| Swine and Horses by class | |
| June..... | 18 |
| January - June..... | 19 |
| • BY ABATTOIR - 2009 (Monthly) | |
| Bovine..... | 20 |
| Sheep..... | 21 |

PRICES - 2008 - 2009 (Monthly)

| | |
|---------------------------|----|
| Beef - breed steers..... | 22 |
| Beef - breed cows..... | 23 |
| Beef - breed heifers..... | 24 |
| Fresh hide..... | 25 |

EXPORTS

| | |
|--|----|
| • EXPORTS BY PRODUCT- January - June - 2009..... | 27 |
| • TOTAL MEAT EXPORTS - 2008 - 2009 (Monthly)..... | 29 |
| • BEEF - 2008 - 2009 (Monthly)..... | 31 |
| • REFRIGERATED BEEF - 2008 - 2009 (Monthly)..... | 33 |
| • SHEEPMEAT - 2008 - 2009 (Monthly)..... | 35 |
| • BY EXPORTER - 2008 - 2009 (June / January - June)..... | 36 |
| • BY PRODUCT - 2008 - 2009 (June / January - June)..... | 38 |
| • BY DESTINATION | |
| Total Meat Exports - 2008 - 2009 | |
| June / January - June..... | 42 |
| Beef - 2009 | |
| June..... | 56 |
| January - June..... | 60 |
| Sheepmeat - 2009 | |
| June..... | 66 |
| January - June..... | 67 |

GRAPHICS

| | |
|---|----|
| • BOVINE AND SHEEP SLAUGHTER - 2008 - 2009..... | 8 |
| • TOTAL MEAT EXPORTS - January - June - 2008 - 2009..... | 28 |
| • BEEF EXPORTS - January - June 2008 / January - June - 2009..... | 30 |
| • REFRIGERATED, PROCESSED AND SALTED BEEF EXPORTS - January - June - 2008 - 2009..... | 32 |
| • SHEEPMEAT EXPORTS - January - June 2008 / January - June - 2009..... | 34 |
| • BEEF EXPORTS BY DESTINATION - January - June - 2009..... | 54 |
| • SHEEPMEAT EXPORTS BY DESTINATION - January - June - 2009..... | 64 |

NOTE:

Grand totals might not coincide with exact data addition due to round-up of numbers.
Percentage share and average export income are calculated in units of kgs. and dollars.



EXPORTACIÓN
EXPORTS



PRECIOS
PRICES



FAENA
SLAUGHTER




INDICE
CONTENTS

Faena de bovinos, ovinos, porcinos y equinos en establecimientos habilitados a nivel nacional

Bovine, sheep, swine, and horse slaughter on licensed processing plants

ENERO - JUNIO / JANUARY - JUNE - 2009







FAENA POR ESPECIE

SLAUGHTER BY SPECIES

Cabezas / Heads

2008 - 2009

| MES / MONTH |  BOVINOS BOVINE | |  OVINOS SHEEP | |  PORCINOS SWINE | |  EQUINOS HORSES | |
|----------------------|---|------------------|---|------------------|---|----------------|---|---------------|
| | 2009 | 2008 | 2009 | 2008 | 2009 | 2008 | 2009 | 2008 |
| | ENERO/JANUARY | 208.211 | 249.049 | 191.209 | 145.162 | 12.559 | 13.960 | 3.402 |
| FEBRERO/FEBRUARY | 166.259 | 187.941 | 148.489 | 224.312 | 11.959 | 11.238 | 3.240 | 3.411 |
| MARZO/MARCH | 152.605 | 153.040 | 199.832 | 156.358 | 13.633 | 11.369 | 3.542 | 3.519 |
| SUB-TOTAL | 527.075 | 590.030 | 539.530 | 525.832 | 38.151 | 36.567 | 10.184 | 10.952 |
| ABRIL/APRIL | 189.007 | 226.784 | 173.060 | 144.384 | 13.052 | 13.194 | 4.265 | 4.170 |
| MAYO/MAY | 220.399 | 274.075 | 145.252 | 113.410 | 12.782 | 13.824 | 4.323 | 4.654 |
| JUNIO/JUNE | 202.908 | 189.458 | 95.857 | 86.709 | 15.012 | 14.004 | 3.462 | 3.989 |
| SUB-TOTAL | 1.139.389 | 1.280.347 | 953.699 | 870.335 | 78.997 | 77.589 | 22.234 | 23.765 |
| JULIO/JULY | | 168.738 | | 58.138 | | 15.027 | | 2.949 |
| AGOSTO/AUGUST | | 131.263 | | 69.402 | | 12.766 | | 2.931 |
| SEPTIEMBRE/SEPTEMBER | | 149.970 | | 156.252 | | 14.873 | | 3.408 |
| SUB-TOTAL | | 1.730.318 | | 1.154.127 | | 120.255 | | 33.053 |
| OCTUBRE/OCTOBER | | 144.011 | | 188.095 | | 16.560 | | 4.153 |
| NOVIEMBRE/NOVEMBER | | 143.124 | | 194.674 | | 16.044 | | 3.949 |
| DICIEMBRE/DECEMBER | | 195.824 | | 242.809 | | 21.504 | | 3.978 |
| TOTAL | 1.139.389 | 2.213.277 | 953.699 | 1.779.705 | 78.997 | 174.363 | 22.234 | 45.133 |



EXPORTACIÓN
EXPORTS



PRECIOS
PRICES

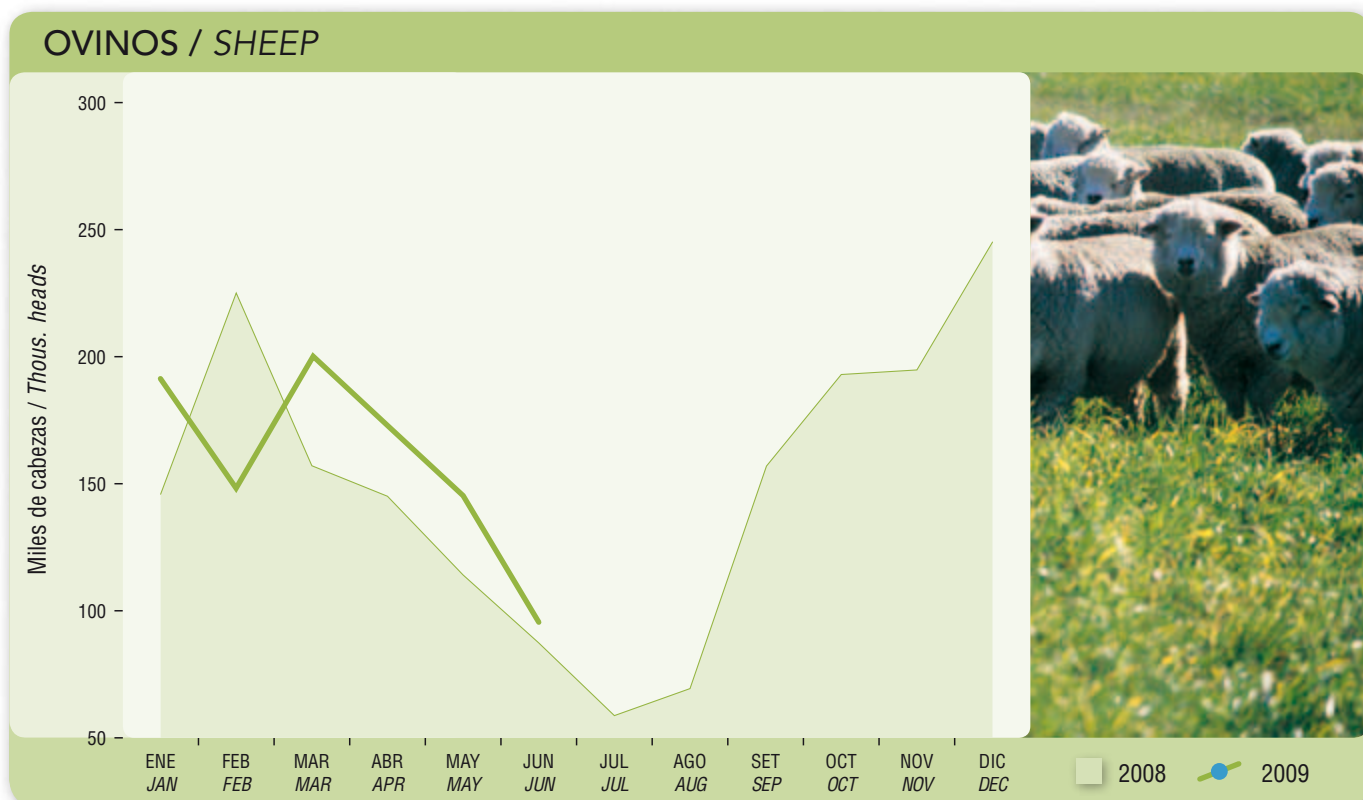
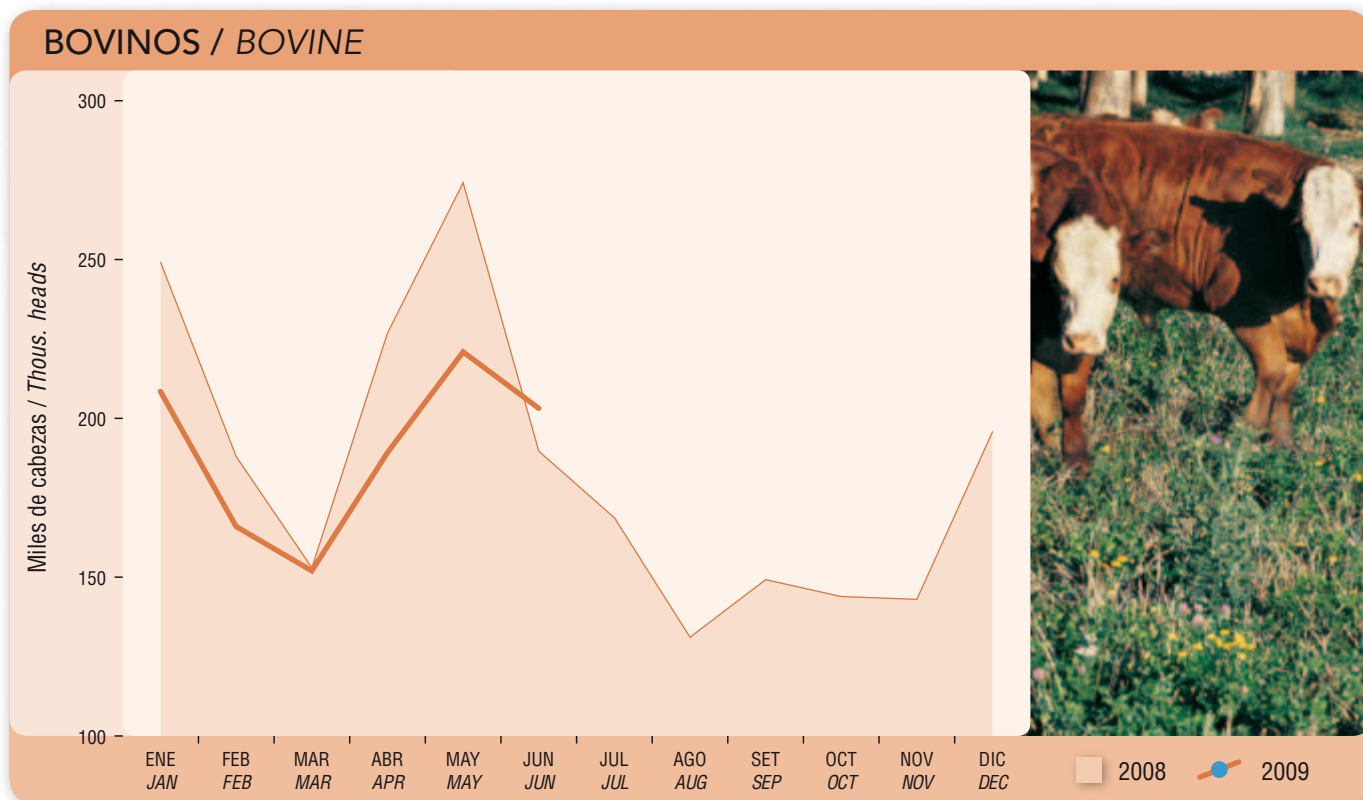


FAENA
SLAUGHTER



INDICE
CONTENTS

2008 - 2009



* En establecimientos habilitados a nivel nacional. / Licensed processing plants.



FAENA POR CATEGORÍA - BOVINOS

SLAUGHTER BY CLASS - BOVINE

Cabezas / Heads

2009



| MES / MONTH | VACAS COWS | NOVILLOS STEERS | TERNEROS CALVES | TOROS BULLS | TOTAL |
|----------------------|----------------|--------------------|--------------------|----------------|------------------|
| ENERO/JANUARY | 101.426 | 101.731 | 1.954 | 3.100 | 208.211 |
| FEBRERO/FEBRUARY | 86.414 | 76.133 | 1.127 | 2.585 | 166.259 |
| MARZO/MARCH | 79.205 | 69.090 | 1.407 | 2.903 | 152.605 |
| SUB-TOTAL | 267.045 | 246.954 | 4.488 | 8.588 | 527.075 |
| ABRIL/APRIL | 96.357 | 87.717 | 1.990 | 2.943 | 189.007 |
| MAYO/MAY | 120.650 | 93.645 | 2.207 | 3.897 | 220.399 |
| JUNIO/JUNE | 113.738 | 83.249 | 2.102 | 3.819 | 202.908 |
| SUB-TOTAL | 597.790 | 511.565 | 10.787 | 19.247 | 1.139.389 |
| JULIO/JULY | | | | | |
| AGOSTO/AUGUST | | | | | |
| SEPTIEMBRE/SEPTEMBER | | | | | |
| SUB-TOTAL | | | | | |
| OCTUBRE/OCTOBER | | | | | |
| NOVIEMBRE/NOVEMBER | | | | | |
| DICIEMBRE/DECEMBER | | | | | |
| TOTAL | 597.790 | 511.565 | 10.787 | 19.247 | 1.139.389 |



EXPORTACIÓN
EXPORTS



PRECIOS
PRICES



FAENA
SLAUGHTER



INDICE
CONTENTS

FAENA POR CATEGORÍA - BOVINOS (POR EDAD)

SLAUGHTER BY CLASS - BOVINE (BY AGE)

Cabezas / Heads

2009



| MES / MONTH | VACAS / COWS | | | SUBTOTAL |
|---------------------|----------------------|-------------------------------|----------------|----------------|
| | VAQUILLONA HEIFER | VACA 6 DIENTES COW 6 TEETH | VACA COW | |
| ENERO/JANUARY | 21.207 | 6.833 | 73.386 | 101.426 |
| FEBRERO/FEBRUARY | 16.513 | 5.470 | 64.431 | 86.414 |
| MARZO/MARCH | 19.540 | 4.148 | 55.517 | 79.205 |
| SUB-TOTAL | 57.260 | 16.451 | 193.334 | 267.045 |
| ABRIL/APRIL | 19.588 | 5.744 | 71.025 | 96.357 |
| MAYO/MAY | 20.815 | 6.770 | 93.065 | 120.650 |
| JUNIO/JUNE | 22.545 | 5.655 | 85.538 | 113.738 |
| SUB-TOTAL | 120.208 | 34.620 | 442.962 | 597.790 |
| JULIO/JULY | | | | |
| AGOSTO/AUGUST | | | | |
| SETIEMBRE/SEPTEMBER | | | | |
| SUB-TOTAL | | | | |
| OCTUBRE/OCTOBER | | | | |
| NOVIEMBRE/NOVEMBER | | | | |
| DICIEMBRE/DECEMBER | | | | |
| TOTAL | 120.208 | 34.620 | 442.962 | 597.790 |



FAENA POR CATEGORÍA - BOVINOS (POR EDAD)

SLAUGHTER BY CLASS - BOVINE (BY AGE)

Cabezas / Heads

2009



| MES / MONTH | NOVILLOS / STEERS | | | | SUBTOTAL | TERNEROS CALVES | TOROS BULLS | TOTAL |
|---------------------|----------------------------------|--|---------------------------------------|------------------|----------------|-----------------|---------------|------------------|
| | NOVILLITO STEER MILK TEETH | NOVILLO JOVEN STEER 2 TO 4 TEETH | NOVILLO 6 DIENTES STEER 6 TEETH | NOVILLO STEER | | | | |
| ENERO/JANUARY | 3.406 | 48.225 | 24.037 | 26.063 | 101.731 | 1.954 | 3.100 | 208.211 |
| FEBRERO/FEBRUARY | 2.820 | 37.090 | 17.084 | 19.139 | 76.133 | 1.127 | 2.585 | 166.259 |
| MARZO/MARCH | 1.498 | 30.830 | 15.105 | 21.657 | 69.090 | 1.407 | 2.903 | 152.605 |
| SUB-TOTAL | 7.724 | 116.145 | 56.226 | 66.859 | 246.954 | 4.488 | 8.588 | 527.075 |
| ABRIL/APRIL | 3.562 | 31.771 | 21.472 | 30.912 | 87.717 | 1.990 | 2.943 | 189.007 |
| MAYO/MAY | 4.277 | 36.329 | 22.982 | 30.057 | 93.645 | 2.207 | 3.897 | 220.399 |
| JUNIO/JUNE | 5.639 | 40.970 | 16.816 | 19.824 | 83.249 | 2.102 | 3.819 | 202.908 |
| SUB-TOTAL | 21.202 | 225.215 | 117.496 | 147.652 | 511.565 | 10.787 | 19.247 | 1.139.389 |
| JULIO/JULY | | | | | | | | |
| AGOSTO/AUGUST | | | | | | | | |
| SETIEMBRE/SEPTEMBER | | | | | | | | |
| SUB-TOTAL | | | | | | | | |
| OCTUBRE/OCTOBER | | | | | | | | |
| NOVIEMBRE/NOVEMBER | | | | | | | | |
| DICIEMBRE/DECEMBER | | | | | | | | |
| TOTAL | 21.202 | 225.215 | 117.496 | 147.652 | 511.565 | 10.787 | 19.247 | 1.139.389 |



EXPORTACIÓN
EXPORTS



PRECIOS
PRICES



FAENA
SLAUGHTER



INDICE
CONTENTS

FAENA POR CATEGORÍA - OVINOS

SLAUGHTER BY CLASS - SHEEP

Cabezas / Heads

2009



| MES / MONTH | OVEJAS EWES | CAPONES WETHERS | BORREGOS HOGGETS | CORDEROS LAMBS | CARNEROS RAMS | TOTAL |
|----------------------|----------------|--------------------|---------------------|-------------------|------------------|----------------|
| ENERO/JANUARY | 34.046 | 13.236 | 29.420 | 114.410 | 97 | 191.209 |
| FEBRERO/FEBRUARY | 47.914 | 20.590 | 22.501 | 57.145 | 339 | 148.489 |
| MARZO/MARCH | 70.235 | 23.642 | 25.732 | 79.397 | 826 | 199.832 |
| SUB-TOTAL | 152.195 | 57.468 | 77.653 | 250.952 | 1.262 | 539.530 |
| ABRIL/APRIL | 70.838 | 13.816 | 24.344 | 62.965 | 1.097 | 173.060 |
| MAYO/MAY | 58.650 | 12.260 | 15.238 | 58.657 | 447 | 145.252 |
| JUNIO/JUNE | 36.123 | 6.737 | 9.871 | 42.597 | 529 | 95.857 |
| SUB-TOTAL | 317.806 | 90.281 | 127.106 | 415.171 | 3.335 | 953.699 |
| JULIO/JULY | | | | | | |
| AGOSTO/AUGUST | | | | | | |
| SEPTIEMBRE/SEPTEMBER | | | | | | |
| SUB-TOTAL | | | | | | |
| OCTUBRE/OCTOBER | | | | | | |
| NOVIEMBRE/NOVEMBER | | | | | | |
| DICIEMBRE/DECEMBER | | | | | | |
| TOTAL | 317.806 | 90.281 | 127.106 | 415.171 | 3.335 | 953.699 |



FAENA POR CATEGORÍA - PORCINOS Y EQUINOS

SLAUGHTER BY CLASS - SWINE AND HORSES

Cabezas / Heads

2009



| MES / MONTH | PORCINOS / SWINE | | | EQUINOS HORSES |
|----------------------|------------------|---------------------|---------------|-------------------|
| | CERDOS PIGS | LECHONES PIGLETS | TOTAL | |
| ENERO/JANUARY | 11.997 | 562 | 12.559 | 3.402 |
| FEBRERO/FEBRUARY | 11.492 | 467 | 11.959 | 3.240 |
| MARZO/MARCH | 12.920 | 713 | 13.633 | 3.542 |
| SUB-TOTAL | 36.409 | 1.742 | 38.151 | 10.184 |
| ABRIL/APRIL | 11.796 | 1.256 | 13.052 | 4.265 |
| MAYO/MAY | 11.582 | 1.200 | 12.782 | 4.323 |
| JUNIO/JUNE | 13.686 | 1.326 | 15.012 | 3.462 |
| SUB-TOTAL | 73.473 | 5.524 | 78.997 | 22.234 |
| JULIO/JULY | | | | |
| AGOSTO/AUGUST | | | | |
| SEPTIEMBRE/SEPTEMBER | | | | |
| SUB-TOTAL | | | | |
| OCTUBRE/OCTOBER | | | | |
| NOVIEMBRE/NOVEMBER | | | | |
| DICIEMBRE/DECEMBER | | | | |
| TOTAL | 73.473 | 5.524 | 78.997 | 22.234 |



EXPORTACIÓN
EXPORTS



PRECIOS
PRICES



FAENA
SLAUGHTER



INDICE
CONTENTS

FAENA POR ESTABLECIMIENTO - BOVINOS POR CATEGORÍA

SLAUGHTER BY ABATTOIR - BOVINE BY CLASS

Cabezas / Heads

JUNIO / JUNE 2009



| ESTABLECIMIENTO / ABATTOIR | BOVINOS / BOVINE | | | | TOTAL |
|--------------------------------|------------------|--------------------|--------------------|----------------|----------------|
| | VACAS COWS | NOVILLOS STEERS | TERNEROS CALVES | TOROS BULLS | |
| ESTABLECIMIENTOS COLONIA S.A. | 6.001 | 8.997 | 1 | 129 | 15.128 |
| FRIG. LAS PIEDRAS S.A. | 3.048 | 11.542 | 131 | 56 | 14.777 |
| FRIG. TACUAREMBO S.A. | 8.303 | 5.462 | | 249 | 14.014 |
| FRIG. MATADERO CARRASCO S.A. | 6.519 | 6.539 | 2 | 234 | 13.294 |
| FRIG. SAN JACINTO - NIREA S.A. | 8.532 | 3.867 | | 102 | 12.501 |
| FRIG. CANELONES S.A. | 6.784 | 5.148 | | 365 | 12.297 |
| PULSA S.A. | 5.402 | 6.445 | | 116 | 11.963 |
| CLEDINOR S.A. | 5.809 | 5.294 | 21 | 184 | 11.308 |
| ONTILCOR S.A. | 3.768 | 6.005 | 19 | 53 | 9.845 |
| SUC. CARLOS SCHNECK S.A. | 7.614 | 277 | 224 | 995 | 9.110 |
| ERSINAL S.A. | 1.805 | 5.459 | 550 | 68 | 7.882 |
| CHIADEL S.A. | 1.949 | 5.790 | | 45 | 7.784 |
| LORSINAL S.A. | 4.287 | 2.912 | | 228 | 7.427 |
| BILACOR S.A. FRIGOYI | 7.097 | 89 | 1 | 49 | 7.236 |
| INALER S.A. | 2.985 | 3.851 | 7 | 104 | 6.947 |
| SIRSIL S.A. | 6.046 | 608 | | 137 | 6.791 |
| FRIG. CASA BLANCA S.A. | 4.484 | 322 | 45 | 78 | 4.929 |
| COPAYAN S.A. | 3.476 | 1.159 | 29 | 40 | 4.704 |
| RONDATEL S.A. | 3.016 | 1.017 | 33 | 78 | 4.144 |
| CLADEMAR S.A.(FRIG.FLORIDA) | 3.284 | 148 | | 125 | 3.557 |
| FRIGOCERRO S.A. | 2.689 | 291 | | 117 | 3.097 |
| OFERAN S.A. | 2.929 | 19 | 3 | 60 | 3.011 |
| ARROYAL S.A. | 1.005 | 591 | 499 | 16 | 2.111 |
| ARDISTAR S.A. | 1.183 | 439 | 124 | 78 | 1.824 |
| CRAVEA LEMA, MIRIAM ZULMA | 1.364 | 261 | 137 | 12 | 1.774 |
| SIMPLIFY S.A.(PAN DE AZUCAR) | 1.081 | 45 | | 45 | 1.171 |
| LINERIM S.A. | 394 | 404 | 25 | 10 | 833 |
| MATADERO LOS OLIVOS SOC. COL. | 555 | 36 | 68 | 12 | 671 |
| MATADERO MERCEDES LTDA. | 458 | 102 | 46 | | 606 |
| LA TABLADA SRL | 470 | 22 | 85 | | 577 |
| MARTINEZ FEIJO & OTROS | 515 | 30 | | 4 | 549 |
| FRIGORIFICO CUAREIM LTDA. | 282 | 35 | 36 | 8 | 361 |
| LUCHASOL S.A. | 252 | 22 | 16 | 2 | 292 |
| INTENDENCIA MPAL. DE ARTIGAS | 210 | 1 | | | 211 |
| BORDENAVE MOTTA, ALEJO EDUARDO | 142 | 20 | | 20 | 182 |
| TOTAL | 113.738 | 83.249 | 2.102 | 3.819 | 202.908 |



FAENA POR ESTABLECIMIENTO - BOVINOS POR CATEGORÍA

SLAUGHTER BY ABATTOIR - BOVINE BY CLASS

Cabezas / Heads

ENERO - JUNIO / JANUARY - JUNE 2009



| ESTABLECIMIENTO / ABATTOIR | BOVINOS / BOVINE | | | | TOTAL |
|--------------------------------|------------------|--------------------|--------------------|----------------|------------------|
| | VACAS COWS | NOVILLOS STEERS | TERNEROS CALVES | TOROS BULLS | |
| FRIG. LAS PIEDRAS S.A. | 33.405 | 51.669 | 255 | 779 | 86.108 |
| FRIG. TACUAREMBO S.A. | 43.905 | 33.578 | | 1.466 | 78.949 |
| FRIG. SAN JACINTO - NIREA S.A. | 43.867 | 32.658 | | 799 | 77.324 |
| PULSA S.A. | 34.255 | 42.321 | 2 | 564 | 77.142 |
| ESTABLECIMIENTOS COLONIA S.A. | 25.862 | 50.228 | 91 | 665 | 76.846 |
| FRIG. MATADERO CARRASCO S.A. | 31.443 | 43.025 | 50 | 1.297 | 75.815 |
| CLEDINOR S.A. | 37.826 | 31.590 | 104 | 1.413 | 70.933 |
| FRIG. CANELONES S.A. | 36.815 | 32.155 | | 1.131 | 70.101 |
| ONTILCOR S.A. | 22.732 | 38.758 | 59 | 427 | 61.976 |
| SUC. CARLOS SCHNECK S.A. | 36.840 | 5.579 | 1.672 | 4.167 | 48.258 |
| CHIADEL S.A. | 13.102 | 30.449 | | 199 | 43.750 |
| INALER S.A. | 17.052 | 25.886 | 39 | 391 | 43.368 |
| LORSINAL S.A. | 21.258 | 19.935 | 279 | 950 | 42.422 |
| ERSINAL S.A. | 7.709 | 30.552 | 2.434 | 158 | 40.853 |
| BILACOR S.A. FRIGOYI | 35.060 | 2.511 | 179 | 472 | 38.222 |
| SIRSIL S.A. | 26.340 | 7.763 | | 852 | 34.955 |
| COPAYAN S.A. | 20.537 | 7.617 | 642 | 260 | 29.056 |
| FRIG. CASA BLANCA S.A. | 22.202 | 4.111 | 300 | 299 | 26.912 |
| CLADEMAR S.A.(FRIG.FLORIDA) | 17.139 | 1.882 | 1 | 670 | 19.692 |
| RONDATEL S.A. | 11.954 | 5.926 | 62 | 241 | 18.183 |
| OFERAN S.A. | 13.660 | 386 | 9 | 297 | 14.352 |
| ARDISTAR S.A. | 5.784 | 3.274 | 602 | 773 | 10.433 |
| CRAVEA LEMA, MIRIAM ZULMA | 6.575 | 2.472 | 991 | 67 | 10.105 |
| ARROYAL S.A. | 4.541 | 2.436 | 1.835 | 82 | 8.894 |
| SIMPLIFY S.A.(PAN DE AZUCAR) | 5.378 | 284 | 11 | 225 | 5.898 |
| FRIGOCERRO S.A. | 4.093 | 621 | | 169 | 4.883 |
| LINERIM S.A. | 2.712 | 1.844 | 119 | 57 | 4.732 |
| LA TABLADA SRL | 2.879 | 375 | 539 | 16 | 3.809 |
| MATADERO LOS OLIVOS SOC. COL. | 2.878 | 261 | 157 | 120 | 3.416 |
| MARTINEZ FEIJO & OTROS | 2.769 | 363 | 7 | 67 | 3.206 |
| MATADERO MERCEDES LTDA. | 2.271 | 698 | 88 | 6 | 3.063 |
| FRIGORIFICO CUAREIM LTDA. | 1.540 | 221 | 36 | 58 | 1.855 |
| LUCHASOL S.A. | 1.518 | 68 | 224 | 23 | 1.833 |
| INTENDENCIA MPAL. DE ARTIGAS | 1.292 | 14 | | | 1.306 |
| BORDENAVE MOTTA, ALEJO EDUARDO | 597 | 55 | | 87 | 739 |
| TOTAL | 597.790 | 511.565 | 10.787 | 19.247 | 1.139.389 |



EXPORTACIÓN
EXPORTS



PRECIOS
PRICES



FAENA
SLAUGHTER



INDICE
CONTENTS

FAENA POR ESTABLECIMIENTO - OVINOS POR CATEGORÍA

SLAUGHTER BY ABATTOIR - SHEEP BY CLASS

Cabezas / Heads

JUNIO / JUNE 2009



| ESTABLECIMIENTO / ABATTOIR | OVINOS / SHEEP | | | | | TOTAL |
|--------------------------------|----------------|--------------------|---------------------|-------------------|------------------|---------------|
| | OVEJAS EWES | CAPONES WETHERS | BORREGOS HOGGETS | CORDEROS LAMBS | CARNEROS RAMS | |
| FRIG. SAN JACINTO - NIREA S.A. | 3.833 | 636 | 2.269 | 13.612 | 246 | 20.596 |
| FRIGOCERRO S.A. | 7.663 | 1.526 | 3.540 | 6.602 | 29 | 19.360 |
| FRIG. MATADERO CARRASCO S.A. | 3.463 | 1.346 | 817 | 9.280 | 71 | 14.977 |
| CALTES S.A. | 4.288 | 385 | 394 | 1.737 | 53 | 6.857 |
| CLEDINOR S.A. | 4.649 | 347 | 888 | 423 | 99 | 6.406 |
| FRIGORIFICO CUAREIM LTDA. | 2.971 | 164 | 119 | 2.769 | 5 | 6.028 |
| OFERAN S.A. | 2.836 | 511 | 796 | 1.862 | 14 | 6.019 |
| INTENDENCIA MPAL. DE ARTIGAS | 2.899 | 447 | 535 | 330 | | 4.211 |
| INALER S.A. | | 205 | 363 | 3.184 | | 3.752 |
| CHIADEL S.A. | 1.057 | 417 | | 982 | | 2.456 |
| LUCHASOL S.A. | 1.158 | 238 | | 233 | | 1.629 |
| LA TABLADA SRL | 790 | 345 | 118 | 350 | | 1.603 |
| ARROYAL S.A. | 388 | 52 | | 336 | 12 | 788 |
| MARTINEZ FEIJO & OTROS | 36 | 34 | | 570 | | 640 |
| SIMPLIFY S.A.(PAN DE AZUCAR) | 5 | | 26 | 278 | | 309 |
| BORDENAVE MOTTA, ALEJO EDUARDO | 87 | 84 | | | | 171 |
| MATADERO MERCEDES LTDA. | | | 6 | 49 | | 55 |
| FRIG. LAS PIEDRAS S.A. | | | | | | |
| FRIG. CASA BLANCA S.A. | | | | | | |
| RONDATEL S.A. | | | | | | |
| TOTAL | 36.123 | 6.737 | 9.871 | 42.597 | 529 | 95.857 |



FAENA POR ESTABLECIMIENTO - OVINOS POR CATEGORÍA

SLAUGHTER BY ABATTOIR - SHEEP BY CLASS

Cabezas / Heads

ENERO - JUNIO / JANUARY - JUNE 2009



| ESTABLECIMIENTO / ABATTOIR | OVINOS / SHEEP | | | | | TOTAL |
|--------------------------------|----------------|--------------------|---------------------|-------------------|------------------|----------------|
| | OVEJAS EWES | CAPONES WETHERS | BORREGOS HOGGETS | CORDEROS LAMBS | CARNEROS RAMS | |
| FRIGOCERRO S.A. | 79.636 | 26.186 | 28.771 | 80.441 | 1.119 | 216.153 |
| FRIG. MATADERO CARRASCO S.A. | 37.220 | 11.163 | 12.764 | 100.454 | 808 | 162.409 |
| FRIG. SAN JACINTO - NIREA S.A. | 28.321 | 4.942 | 28.836 | 95.124 | 474 | 157.697 |
| FRIG. LAS PIEDRAS S.A. | 19.752 | 16.773 | 23.903 | 40.096 | 126 | 100.650 |
| CALTES S.A. | 39.298 | 4.615 | 3.225 | 11.235 | 302 | 58.675 |
| CLEDINOR S.A. | 15.171 | 2.536 | 11.916 | 15.668 | 99 | 45.390 |
| INALER S.A. | 17.086 | 6.118 | 4.394 | 13.214 | | 40.812 |
| FRIGORIFICO CUAREIM LTDA. | 16.584 | 779 | 669 | 12.300 | 5 | 30.337 |
| OFERAN S.A. | 14.937 | 2.766 | 5.866 | 6.157 | 102 | 29.828 |
| CHIADEL S.A. | 10.877 | 6.566 | 1.577 | 10.799 | | 29.819 |
| INTENDENCIA MPAL. DE ARTIGAS | 23.925 | 3.348 | 1.183 | 796 | 143 | 29.395 |
| LA TABLADA SRL | 2.947 | 1.223 | 622 | 9.981 | | 14.773 |
| LUCHASOL S.A. | 4.916 | 759 | 362 | 2.611 | 43 | 8.691 |
| ARROYAL S.A. | 2.709 | 320 | 59 | 3.609 | 63 | 6.760 |
| RONDATEL S.A. | 1.925 | 762 | 1.612 | 2.271 | 12 | 6.582 |
| FRIG. CASA BLANCA S.A. | 880 | 641 | 1.253 | 2.645 | | 5.419 |
| SIMPLIFY S.A.(PAN DE AZUCAR) | 26 | 106 | 88 | 4.438 | 23 | 4.681 |
| MARTINEZ FEIJO & OTROS | 284 | 61 | | 2.212 | | 2.557 |
| BORDENAVE MOTTA, ALEJO EDUARDO | 1.296 | 617 | | | 16 | 1.929 |
| MATADERO MERCEDES LTDA. | 16 | | 6 | 1.120 | | 1.142 |
| TOTAL | 317.806 | 90.281 | 127.106 | 415.171 | 3.335 | 953.699 |



EXPORTACIÓN
EXPORTS



PRECIOS
PRICES



FAENA
SLAUGHTER



INDICE
CONTENTS

FAENA POR ESTABLECIMIENTO - PORCINOS Y EQUINOS POR CATEGORÍA

SLAUGHTER BY ABATTOIR - SWINE AND HORSES BY CLASS

Cabezas / Heads

JUNIO / JUNE 2009



| ESTABLECIMIENTO / ABATTOIR | PORCINOS / SWINE | | | EQUINOS HORSES |
|--------------------------------|------------------|---------------------|---------------|-------------------|
| | CERDOS PIGS | LECHONES PIGLETS | TOTAL | |
| MIRNABEL S.A. | 6.238 | 744 | 6.982 | |
| ARDISTAR S.A. | 4.015 | | 4.015 | |
| ARROYAL S.A. | 1.442 | 310 | 1.752 | |
| RONDATEL S.A. | 984 | 222 | 1.206 | |
| BORDENAVE MOTTA, ALEJO EDUARDO | 411 | | 411 | |
| MATADERO LOS OLIVOS SOC. COL. | 320 | | 320 | |
| LA TABLADA SRL | 202 | | 202 | |
| LUCHASOL S.A. | 27 | 50 | 77 | |
| MATADERO MERCEDES LTDA. | 25 | | 25 | |
| INTENDENCIA MPAL. DE ARTIGAS | 22 | | 22 | |
| CLAY S.A. | | | | 1.579 |
| SAREL S.A. | | | | 1.066 |
| AGRO INDUSTRIAL DEL ESTE | | | | 817 |
| TOTAL | 13.686 | 1.326 | 15.012 | 3.462 |



FAENA POR ESTABLECIMIENTO - PORCINOS Y EQUINOS POR CATEGORÍA

SLAUGHTER BY ABATTOIR - SWINE AND HORSES BY CLASS

Cabezas / Heads

ENERO - JUNIO / JANUARY - JUNE 2009



| ESTABLECIMIENTO / ABATTOIR | PORCINOS / SWINE | | | EQUINOS HORSES |
|--------------------------------|------------------|---------------------|---------------|-------------------|
| | CERDOS PIGS | LECHONES PIGLETS | TOTAL | |
| MIRNABEL S.A. | 34.572 | 2.930 | 37.502 | |
| ARDISTAR S.A. | 22.536 | | 22.536 | |
| ARROYAL S.A. | 7.252 | 1.730 | 8.982 | |
| RONDATEL S.A. | 4.808 | 689 | 5.497 | |
| BORDENAVE MOTTA, ALEJO EDUARDO | 1.700 | | 1.700 | |
| MATADERO LOS OLIVOS SOC. COL. | 1.424 | 54 | 1.478 | |
| LA TABLADA SRL | 906 | | 906 | |
| MATADERO MERCEDES LTDA. | 180 | 56 | 236 | |
| LUCHASOL S.A. | 49 | 65 | 114 | |
| INTENDENCIA MPAL. DE ARTIGAS | 46 | | 46 | |
| CLAY S.A. | | | | 9.366 |
| SAREL S.A. | | | | 8.208 |
| AGRO INDUSTRIAL DEL ESTE | | | | 4.660 |
| TOTAL | 73.473 | 5.524 | 78.997 | 22.234 |



EXPORTACIÓN
EXPORTS



PRECIOS
PRICES



FAENA
SLAUGHTER



INDICE
CONTENTS

FAENA POR ESTABLECIMIENTO - BOVINOS

SLAUGHTER BY ABATTOIR - BOVINE

Cabezas / Heads

2009



| ESTABLECIMIENTO / ABATTOIR | ENERO JANUARY | FEBRERO FEBRUARY | MARZO MARCH | ABRIL APRIL | MAYO MAY | JUNIO JUNE | TOTAL |
|--------------------------------|------------------|---------------------|----------------|----------------|----------------|----------------|------------------|
| FRIG. LAS PIEDRAS S.A. | 16.569 | 13.814 | 10.467 | 13.608 | 16.873 | 14.777 | 86.108 |
| FRIG. TACUAREMBO S.A. | 11.497 | 7.794 | 12.328 | 15.316 | 18.000 | 14.014 | 78.949 |
| FRIG. SAN JACINTO - NIREA S.A. | 14.673 | 12.695 | 10.725 | 11.384 | 15.346 | 12.501 | 77.324 |
| PULSA S.A. | 14.287 | 12.838 | 11.212 | 12.192 | 14.650 | 11.963 | 77.142 |
| ESTABLECIMIENTOS COLONIA S.A. | 17.127 | 9.774 | 8.889 | 11.688 | 14.240 | 15.128 | 76.846 |
| FRIG. MATADERO CARRASCO S.A. | 14.006 | 10.716 | 8.746 | 13.662 | 15.391 | 13.294 | 75.815 |
| CLEDINOR S.A. | 14.788 | 10.792 | 8.071 | 11.067 | 14.907 | 11.308 | 70.933 |
| FRIG. CANELONES S.A. | 13.428 | 12.837 | 3.895 | 12.963 | 14.681 | 12.297 | 70.101 |
| ONTILCOR S.A. | 10.961 | 10.076 | 8.742 | 10.209 | 12.143 | 9.845 | 61.976 |
| SUC. CARLOS SCHNECK S.A. | 9.636 | 6.302 | 6.523 | 8.493 | 8.194 | 9.110 | 48.258 |
| CHIADEL S.A. | 8.804 | 6.291 | 5.342 | 7.268 | 8.261 | 7.784 | 43.750 |
| INALER S.A. | 5.180 | 7.013 | 5.745 | 9.138 | 9.345 | 6.947 | 43.368 |
| LORSINAL S.A. | 9.502 | 7.126 | 4.438 | 5.554 | 8.375 | 7.427 | 42.422 |
| ERSINAL S.A. | 6.418 | 4.197 | 6.904 | 7.231 | 8.221 | 7.882 | 40.853 |
| BILACOR S.A. FRIGOYI | 6.126 | 5.415 | 6.136 | 6.819 | 6.490 | 7.236 | 38.222 |
| SIRSIL S.A. | 4.408 | 4.758 | 6.112 | 6.281 | 6.605 | 6.791 | 34.955 |
| COPAYAN S.A. | 5.782 | 4.298 | 4.846 | 4.517 | 4.909 | 4.704 | 29.056 |
| FRIG. CASA BLANCA S.A. | 4.508 | 3.768 | 4.376 | 4.767 | 4.564 | 4.929 | 26.912 |
| CLADEMAR S.A.(FRIG.FLORIDA) | 5.843 | 2.414 | 2.588 | 1.993 | 3.297 | 3.557 | 19.692 |
| RONDATEL S.A. | 1.436 | 2.159 | 3.628 | 3.379 | 3.437 | 4.144 | 18.183 |
| OFERAN S.A. | 2.725 | 2.248 | 2.708 | 1.381 | 2.279 | 3.011 | 14.352 |
| ARDISTAR S.A. | 2.456 | 1.599 | 1.512 | 1.599 | 1.443 | 1.824 | 10.433 |
| CRAVEA LEMA, MIRIAM ZULMA | 1.681 | 1.690 | 1.894 | 1.695 | 1.371 | 1.774 | 10.105 |
| ARROYAL S.A. | 1.306 | 1.060 | 1.170 | 1.540 | 1.707 | 2.111 | 8.894 |
| SIMPLIFY S.A.(PAN DE AZUCAR) | 1.031 | 797 | 1.161 | 842 | 896 | 1.171 | 5.898 |
| FRIGOCERRO S.A. | 371 | 386 | | | 1.029 | 3.097 | 4.883 |
| LINERIM S.A. | 969 | 770 | 694 | 760 | 706 | 833 | 4.732 |
| LA TABLADA SRL | 340 | 537 | 832 | 904 | 619 | 577 | 3.809 |
| MATADERO LOS OLIVOS SOC. COL. | 415 | 392 | 633 | 676 | 629 | 671 | 3.416 |
| MARTINEZ FEIJO & OTROS | 604 | 476 | 591 | 493 | 493 | 549 | 3.206 |
| MATADERO MERCEDES LTDA. | 476 | 358 | 594 | 568 | 461 | 606 | 3.063 |
| FRIGORIFICO CUAREIM LTDA. | 242 | 240 | 295 | 375 | 342 | 361 | 1.855 |
| LUCHASOL S.A. | 281 | 293 | 406 | 308 | 253 | 292 | 1.833 |
| INTENDENCIA MPAL. DE ARTIGAS | 250 | 223 | 286 | 209 | 127 | 211 | 1.306 |
| BORDENAVE MOTTA, ALEJO EDUARDO | 85 | 113 | 116 | 128 | 115 | 182 | 739 |
| TOTAL | 208.211 | 166.259 | 152.605 | 189.007 | 220.399 | 202.908 | 1.139.389 |



FAENA POR ESTABLECIMIENTO - OVINOS

SLAUGHTER BY ABATTOIR - SHEEP

Cabezas / Heads

2009



| ESTABLECIMIENTO / ABATTOIR | ENERO JANUARY | FEBRERO FEBRUARY | MARZO MARCH | ABRIL APRIL | MAYO MAY | JUNIO JUNE | TOTAL |
|--------------------------------|------------------|---------------------|----------------|----------------|----------------|---------------|----------------|
| FRIGOCERRO S.A. | 48.323 | 30.711 | 41.594 | 41.897 | 34.268 | 19.360 | 216.153 |
| FRIG. MATADERO CARRASCO S.A. | 44.209 | 25.270 | 38.592 | 20.205 | 19.156 | 14.977 | 162.409 |
| FRIG. SAN JACINTO - NIREA S.A. | 33.748 | 23.537 | 22.173 | 31.917 | 25.726 | 20.596 | 157.697 |
| FRIG. LAS PIEDRAS S.A. | 20.422 | 15.740 | 34.183 | 21.826 | 8.479 | | 100.650 |
| CALTES S.A. | 8.461 | 13.220 | 9.483 | 9.489 | 11.165 | 6.857 | 58.675 |
| CLEDINOR S.A. | 5.882 | 7.283 | 14.267 | 7.453 | 4.099 | 6.406 | 45.390 |
| INALER S.A. | | 12.424 | 12.459 | 6.122 | 6.055 | 3.752 | 40.812 |
| FRIGORIFICO CUAREIM LTDA. | 3.705 | 3.884 | 5.152 | 5.777 | 5.791 | 6.028 | 30.337 |
| OFERAN S.A. | 1.000 | 2.964 | | 8.259 | 11.586 | 6.019 | 29.828 |
| CHIADEL S.A. | 10.773 | | 4.613 | 6.538 | 5.439 | 2.456 | 29.819 |
| INTENDENCIA MPAL. DE ARTIGAS | 5.037 | 4.380 | 4.868 | 5.682 | 5.217 | 4.211 | 29.395 |
| LA TABLADA SRL | 1.512 | 3.661 | 3.052 | 2.472 | 2.473 | 1.603 | 14.773 |
| LUCHASOL S.A. | 1.388 | 1.462 | 1.484 | 1.339 | 1.389 | 1.629 | 8.691 |
| ARROYAL S.A. | 866 | 883 | 1.268 | 1.733 | 1.222 | 788 | 6.760 |
| RONDATEL S.A. | 1.164 | 1.214 | 4.204 | | | | 6.582 |
| FRIG. CASA BLANCA S.A. | 1.864 | 429 | 537 | 574 | 2.015 | | 5.419 |
| SIMPLIFY S.A.(PAN DE AZUCAR) | 2.343 | 812 | 875 | 186 | 156 | 309 | 4.681 |
| MARTINEZ FEIJO & OTROS | | 130 | 346 | 931 | 510 | 640 | 2.557 |
| BORDENAVE MOTTA, ALEJO EDUARDO | 310 | 380 | 370 | 398 | 300 | 171 | 1.929 |
| MATADERO MERCEDES LTDA. | 202 | 105 | 312 | 262 | 206 | 55 | 1.142 |
| TOTAL | 191.209 | 148.489 | 199.832 | 173.060 | 145.252 | 95.857 | 953.699 |



EXPORTACIÓN
EXPORTS



PRECIOS
PRICES



FAENA
SLAUGHTER



INDICE
CONTENTS

PRECIO PROMEDIO - NOVILLOS GORDOS - EN PIE Y EN CUARTA BALANZA (PUESTO 4)

BEEF - BREED STEERS - AVERAGE PRICES - LIVE AND DRESSED (POINT 4)

USD/Kg.

2008 - 2009

Novillos gordos de más de 380 Kilos de razas carniceras y sus cruzas.

Puesto en frigorífico, valor contado*.

Informado por establecimientos de faena habilitados a nivel nacional.

Beef - breed steers, 380 kg. up, paid cash at abattoirs, freight included.



| MES / MONTH | 2008 | | 2009 | |
|----------------------|----------------|---|----------------|---|
| | EN PIE LIVE | EN CUARTA BALANZA (PUESTO 4) 4th. SCALE (POINT 4) | EN PIE LIVE | EN CUARTA BALANZA (PUESTO 4) 4th. SCALE (POINT 4) |
| ENERO/JANUARY | 1,115 | 2,104 | 1,013 | 1,929 |
| FEBRERO/FEBRUARY | 1,226 | 2,307 | 1,060 | 1,987 |
| MARZO/MARCH | 1,315 | 2,462 | 1,124 | 2,089 |
| ABRIL/APRIL | 1,343 | 2,562 | 1,086 | 2,048 |
| MAYO/MAY | 1,332 | 2,564 | 1,050 | 2,007 |
| JUNIO/JUNE | 1,503 | 2,824 | 1,121 | 2,118 |
| JULIO/JULY | 1,750 | 3,229 | | |
| AGOSTO/AUGUST | 2,006 | 3,659 | | |
| SEPTIEMBRE/SEPTEMBER | 1,906 | 3,487 | | |
| OCTUBRE/OCTOBER | 1,497 | 2,747 | | |
| NOVIEMBRE/NOVEMBER | 1,089 | 2,039 | | |
| DICIEMBRE/DECEMBER | 0,963 | 1,826 | | |

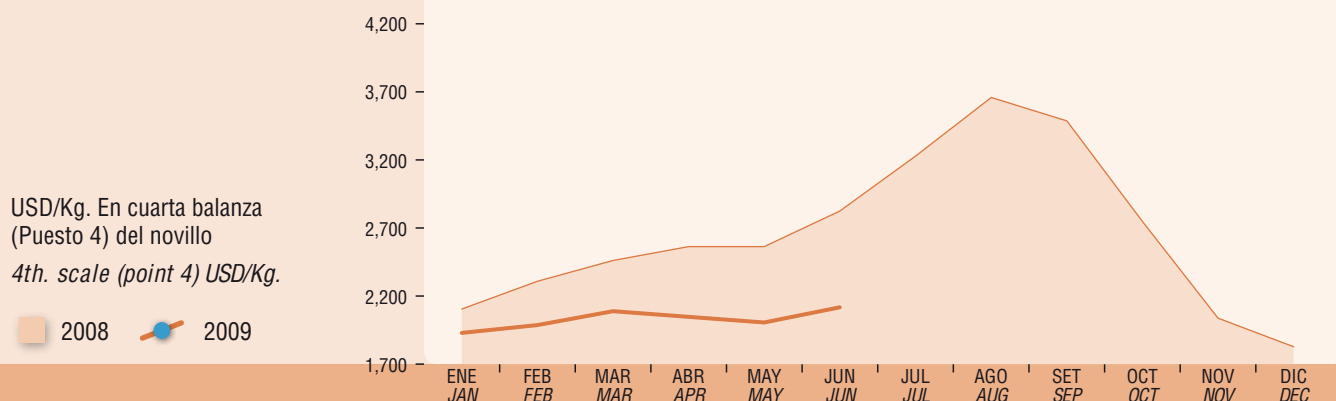
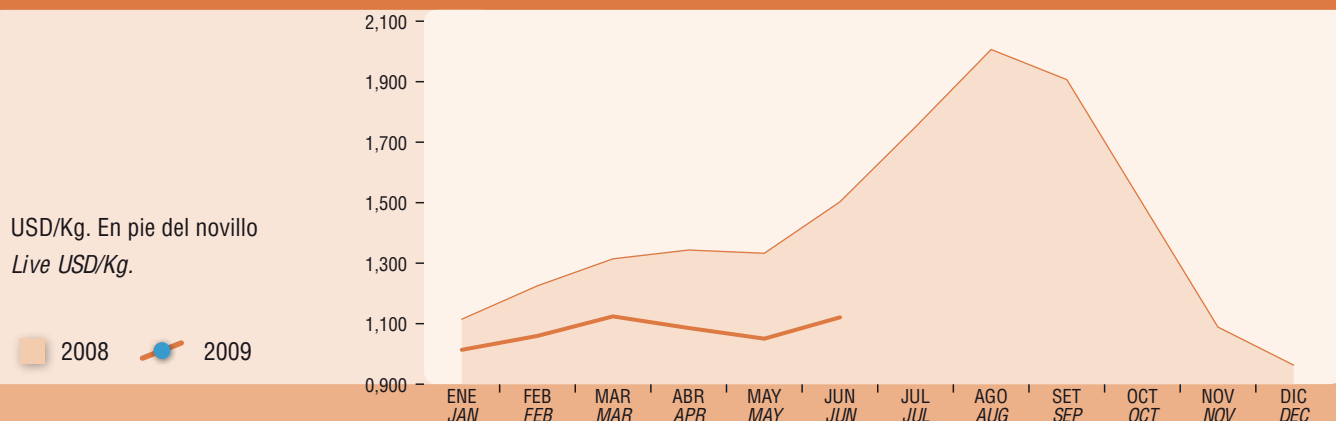
* Los valores "contado" se obtuvieron deflactando los valores corrientes informados por los frigoríficos utilizando las tasas que aplica el BROU para la Industria Frigorífica, por el plazo de pago de cada una de las operaciones consideradas.

* Cash values were obtained deflating current values, using BROU rates applied for industry, by the terms of payment of each one of considered operations.

Nota: Cuarta balanza equivale al concepto de "2da.bza." (según publicaciones anteriores) y corresponde al puesto 4 del SEIIC.

Note: This is equal to the "second scale" concept (as referred to in previous editions), and it corresponds to point 4 of the SEIIC.

ANÁLISIS COMPARATIVO DEL PRECIO PROMEDIO MENSUAL / COMPARATIVE ANALYSIS



PRECIO PROMEDIO - VACAS GORDAS - EN PIE Y EN CUARTA BALANZA (PUESTO 4)

BEEF - BREED COWS - AVERAGE PRICES - LIVE AND DRESSED (POINT 4)

USD/Kg.

2008 - 2009

Vacas gordas de más de 370 Kilos de razas carniceras y sus cruzas.

Puesto en frigorífico, valor contado*.

Informado por establecimientos de faena habilitados a nivel nacional.

Beef - breed cows, 370 kg. up, paid cash at abattoirs, freight included.



| MES / MONTH | 2008 | | 2009 | |
|---------------------|----------------|---|----------------|---|
| | EN PIE LIVE | EN CUARTA BALANZA (PUESTO 4) 4th. SCALE (POINT 4) | EN PIE LIVE | EN CUARTA BALANZA (PUESTO 4) 4th. SCALE (POINT 4) |
| ENERO/JANUARY | 0,944 | 1,919 | 0,761 | 1,556 |
| FEBRERO/FEBRUARY | 1,036 | 2,086 | 0,808 | 1,630 |
| MARZO/MARCH | 1,093 | 2,217 | 0,905 | 1,828 |
| ABRIL/APRIL | 1,113 | 2,277 | 0,875 | 1,795 |
| MAYO/MAY | 1,096 | 2,274 | 0,818 | 1,723 |
| JUNIO/JUNE | 1,187 | 2,450 | 0,878 | 1,823 |
| JULIO/JULY | 1,373 | 2,782 | | |
| AGOSTO/AUGUST | 1,584 | 3,141 | | |
| SETIEMBRE/SEPTEMBER | 1,529 | 3,015 | | |
| OCTUBRE/OCTOBER | 1,211 | 2,356 | | |
| NOVIEMBRE/NOVEMBER | 0,847 | 1,698 | | |
| DICIEMBRE/DECEMBER | 0,734 | 1,494 | | |

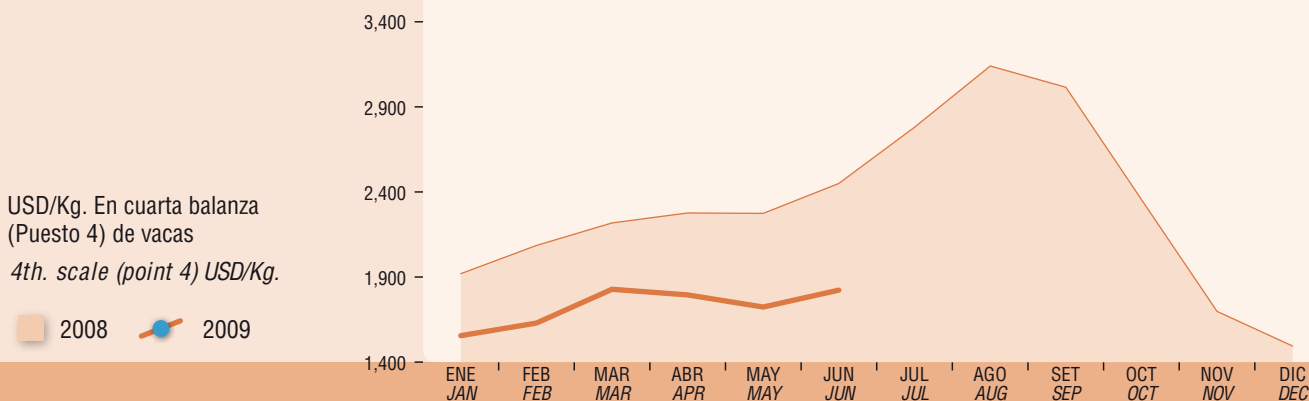
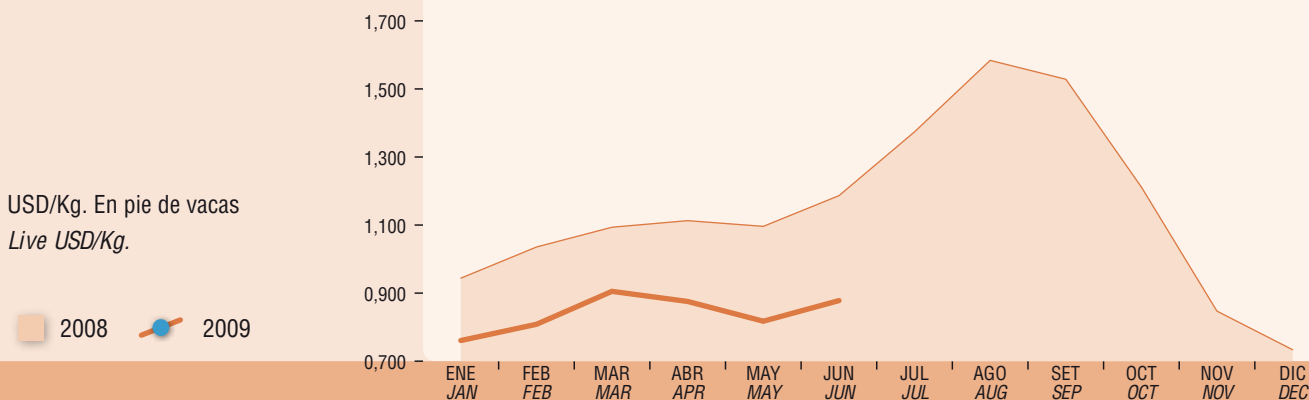
* Los valores "contado" se obtuvieron deflactando los valores corrientes informados por los frigoríficos utilizando las tasas que aplica el BROU para la Industria Frigorífica, por el plazo de pago de cada una de las operaciones consideradas.

* Cash values were obtained deflating current values, using BROU rates applied for industry, by the terms of payment of each one of considered operations.

Nota: Cuarta balanza equivale al concepto de "2da.bza." (según publicaciones anteriores) y corresponde al puesto 4 del SEIIC.

Note: This is equal to the "second scale" concept (as referred to in previous editions), and it corresponds to point 4 of the SEIIC.

ANÁLISIS COMPARATIVO DEL PRECIO PROMEDIO MENSUAL / COMPARATIVE ANALYSIS



EXPORTACIÓN
EXPORTS



PRECIOS
PRICES



FAENA
SLAUGHTER



INDICE
INDEX

PRECIO PROMEDIO - VAQUILLONAS GORDAS - EN PIE Y EN CUARTA BALANZA (PUESTO 4)

BEEF - BREED HEIFERS - AVERAGE PRICES - LIVE AND DRESSED (POINT 4)

USD/Kg.

2008 - 2009

Vaquillonas de razas carniceras y sus cruzas.

Puesto en frigorífico, valor contado*.

Informado por establecimientos de faena habilitados a nivel nacional.

Beef - breed heifers, paid cash at abattoirs, freight included.



| MES / MONTH | 2008 | | 2009 | |
|---------------------|----------------|---|----------------|---|
| | EN PIE LIVE | EN CUARTA BALANZA (PUESTO 4) 4th. SCALE (POINT 4) | EN PIE LIVE | EN CUARTA BALANZA (PUESTO 4) 4th. SCALE (POINT 4) |
| ENERO/JANUARY | 1,033 | 1,994 | 0,849 | 1,662 |
| FEBRERO/FEBRUARY | 1,118 | 2,148 | 0,915 | 1,781 |
| MARZO/MARCH | 1,184 | 2,289 | 1,002 | 1,926 |
| ABRIL/APRIL | 1,197 | 2,344 | 0,957 | 1,896 |
| MAYO/MAY | 1,175 | 2,350 | 0,904 | 1,813 |
| JUNIO/JUNE | 1,276 | 2,545 | 0,964 | 1,917 |
| JULIO/JULY | 1,505 | 2,926 | | |
| AGOSTO/AUGUST | 1,721 | 3,290 | | |
| SETIEMBRE/SEPTEMBER | 1,682 | 3,234 | | |
| OCTUBRE/OCTOBER | 1,355 | 2,653 | | |
| NOVIEMBRE/NOVEMBER | 0,925 | 1,842 | | |
| DICIEMBRE/DECEMBER | 0,811 | 1,608 | | |

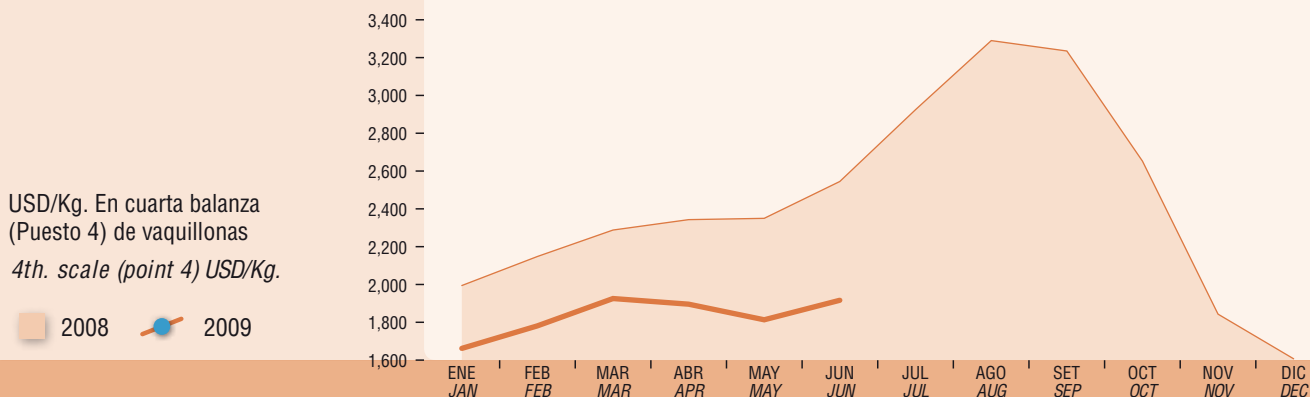
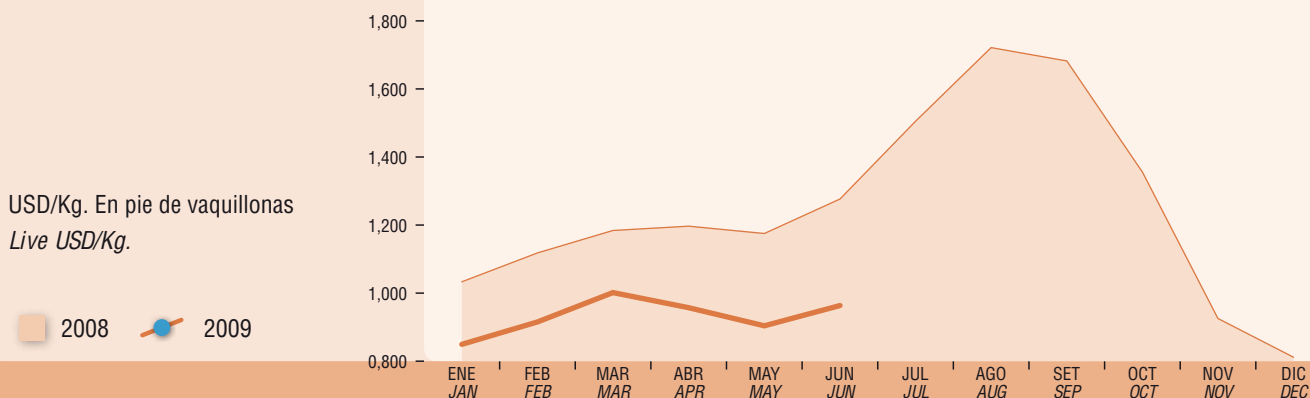
* Los valores "contado" se obtuvieron deflactando los valores corrientes informados por los frigoríficos utilizando las tasas que aplica el BROU para la Industria Frigorífica, por el plazo de pago de cada una de las operaciones consideradas.

* Cash values were obtained deflating current values, using BROU rates applied for industry, by the terms of payment of each one of considered operations.

Nota: Cuarta balanza equivale al concepto de "2da.bza." (según publicaciones anteriores) y corresponde al puesto 4 del SEIIC.

Note: This is equal to the "second scale" concept (as referred to in previous editions), and it corresponds to point 4 of the SEIIC.

ANÁLISIS COMPARATIVO DEL PRECIO PROMEDIO MENSUAL / COMPARATIVE ANALYSIS



PRECIO PROMEDIO DEL CUERO FRESCO

FRESH HIDE AVERAGE PRICES

USD/Kg.

2008 - 2009

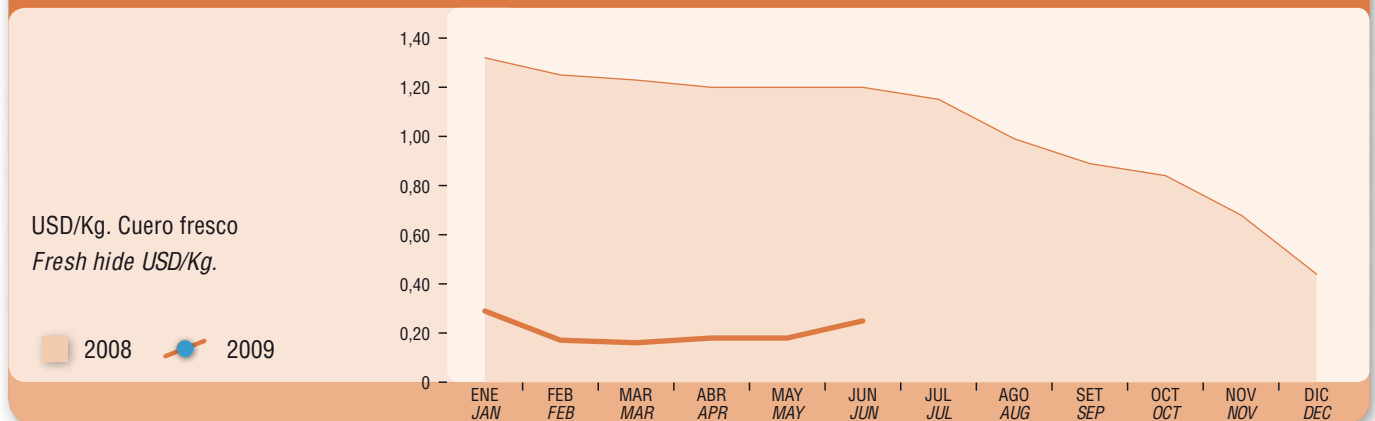
Precios de venta informados por las plantas de faena habilitadas a nivel nacional referidos a novillos gordos y vacas gordas.

Sale prices advised by Licensed Processing Plants related to heavy weight - steers and cows.



| MES / MONTH | 2008 | 2009 |
|---------------------|------|------|
| ENERO/JANUARY | 1,32 | 0,29 |
| FEBRERO/FEBRUARY | 1,25 | 0,17 |
| MARZO/MARCH | 1,23 | 0,16 |
| ABRIL/APRIL | 1,20 | 0,18 |
| MAYO/MAY | 1,20 | 0,18 |
| JUNIO/JUNE | 1,20 | 0,25 |
| JULIO/JULY | 1,15 | |
| AGOSTO/AUGUST | 0,99 | |
| SETIEMBRE/SEPTEMBER | 0,89 | |
| OCTUBRE/OCTOBER | 0,84 | |
| NOVIEMBRE/NOVEMBER | 0,68 | |
| DICIEMBRE/DECEMBER | 0,44 | |

ANÁLISIS COMPARATIVO DEL PRECIO PROMEDIO MENSUAL / COMPARATIVE ANALYSIS



EXPORTACIÓN
EXPORTS



PRECIOS
PRICES



FAENA
SLAUGHTER



INDICE
INDEX



inac



INDICE
INDEX



FAENA
SLAUGHTER



PRECIOS
PRICES



EXPORTACIÓN
EXPORTS

EXPORTACIONES TOTALES POR PRODUCTO

TOTAL EXPORTS BY PRODUCT

ENERO - JUNIO / JANUARY - JUNE - 2008 - 2009

Toneladas peso embarque
Tons shipped weight

| | ENE. / JUN. - JAN. / JUN. 2009 | ENE. / JUN. - JAN. / JUN. 2008 |
|--|-----------------------------------|-----------------------------------|
|  Carne Bovina Beef | 126.197 | 145.462 |
|  Carne Ovina Ovine meat | 10.819 | 9.705 |
|  Carne Equina Horse meat | 3.713 | 3.099 |
|  Carne Porcina Pork | 8 | 54 |
|  Carne de Ave Poultry meat | 2.648 | 1.535 |
|  Carne de Animales de Caza Menor Small Game meat | | |
| Menudencias Offals | 10.973 | 11.486 |
| Producto cárnico genérico Generic meat product | 1 | 1 |
| Subproducto residual comestible Remaining edible byproduct | 1.997 | 1.814 |
| Subproducto primario para uso industrial Primary byproduct for industrial use | 38.114 | 38.364 |
| Subproducto industrializado Industrialized byproduct | 31.134 | 32.864 |
| Producto cárnico para alimentación animal Meat product for animal fodderage | 408 | 376 |
| TOTAL | 226.012 | 244.760 |



EXPORTACIÓN
EXPORTS



PRECIOS
PRICES



FAENA
SLAUGHTER



INDICE
INDEX

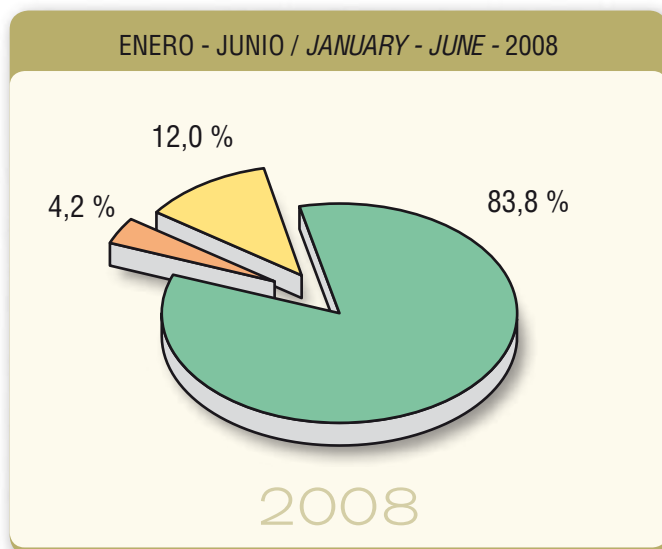
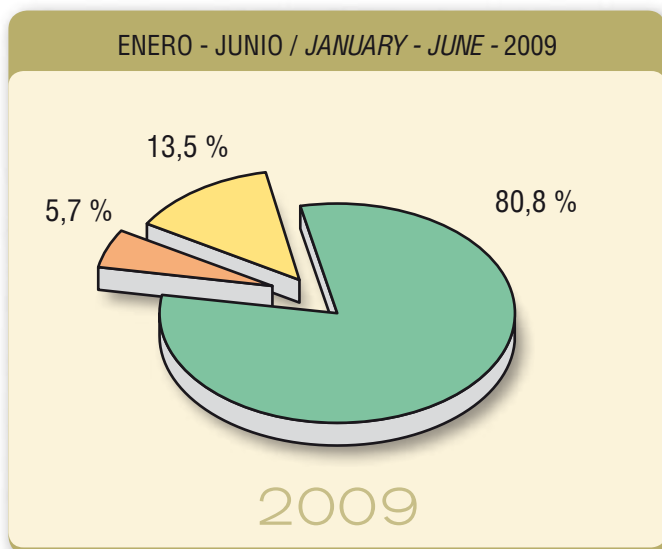


EXPORTACIONES TOTALES DEL SECTOR CÁRNICO

TOTAL MEAT EXPORTS

ENERO - JUNIO / JANUARY - JUNE - 2008 - 2009

Importe FOB (Miles de dólares)

FOB Value (Thousand dollars)



| | ENE. / JUN. - JAN. / JUN. - 2009 | ENE. / JUN. - JAN. / JUN. - 2008 |
|--------------------------|----------------------------------|----------------------------------|
| CARNE BOVINA / BEEF | 464.655 | 682.109 |
| CARNE OVINA / OVINE MEAT | 32.749 | 34.498 |
| OTRAS CARNES / OTHERS | 77.469 | 97.806 |
| TOTAL GENERAL | 574.873 | 814.413 |

EXPORTACIONES TOTALES DEL SECTOR CÁRNICO

TOTAL MEAT EXPORTS

2008 - 2009

Importe FOB (Miles de dólares)

FOB Value (Thousand dollars)

| MES / MONTH | 2009** | | | | 2008 | | | |
|--|-------------------|------------------------|-------------------|----------------|-------------------|------------------------|-------------------|------------------|
| | C. BOVINA BEEF | C. OVINA OVINE MEAT | OTROS* OTHERS* | TOTAL | C. BOVINA BEEF | C. OVINA OVINE MEAT | OTROS* OTHERS* | TOTAL |
| ENERO/JANUARY | 80.102 | 4.467 | 12.979 | 97.549 | 97.600 | 4.072 | 11.715 | 113.387 |
| FEBRERO/FEBRUARY | 75.351 | 4.107 | 13.941 | 93.399 | 97.143 | 6.872 | 16.846 | 120.862 |
| MARZO/MARCH | 63.675 | 5.879 | 10.767 | 80.322 | 101.951 | 5.655 | 16.336 | 123.942 |
| 1ER TRIMESTRE/1ST QUARTER | 219.129 | 14.453 | 37.687 | 271.269 | 296.694 | 16.599 | 44.898 | 358.191 |
| ABRIL/APRIL | 62.248 | 6.143 | 8.560 | 76.950 | 110.873 | 7.665 | 14.115 | 132.653 |
| MAYO/MAY | 99.831 | 7.631 | 14.819 | 122.281 | 150.132 | 5.655 | 17.156 | 172.944 |
| JUNIO/JUNE | 83.448 | 4.522 | 16.403 | 104.372 | 124.410 | 4.579 | 21.637 | 150.625 |
| 2º TRIMESTRE/2ND QUARTER | 245.526 | 18.296 | 39.782 | 303.604 | 385.415 | 17.899 | 52.908 | 456.222 |
| 1ER SEMESTRE /1ST SEMESTER | 464.655 | 32.749 | 77.469 | 574.873 | 682.109 | 34.498 | 97.806 | 814.413 |
| JULIO/JULY | | | | | 133.667 | 3.634 | 16.177 | 153.478 |
| AGOSTO/AUGUST | | | | | 92.311 | 2.755 | 19.539 | 114.605 |
| SEPTIEMBRE/SEPTEMBER | | | | | 79.847 | 5.278 | 11.806 | 96.930 |
| 3ER TRIMESTRE/3RD QUARTER | | | | | 305.824 | 11.666 | 47.522 | 365.013 |
| OCTUBRE/OCTOBER | | | | | 78.311 | 8.188 | 14.902 | 101.400 |
| NOVIEMBRE/NOVEMBER | | | | | 82.538 | 9.750 | 13.188 | 105.476 |
| DICIEMBRE/DECEMBER | | | | | 73.256 | 6.652 | 12.290 | 92.198 |
| 4º TRIMESTRE/4TH QUARTER | | | | | 234.105 | 24.590 | 40.379 | 299.075 |
| 2º SEMESTRE /2ND SEMESTER | | | | | 539.930 | 36.256 | 87.902 | 664.087 |
| TOTAL | 464.655 | 32.749 | 77.469 | 574.873 | 1.222.039 | 70.754 | 185.708 | 1.478.500 |

* Incluye: Carne equina, carne porcina, carne de ave, carne de conejo, carne de animales de caza menor, menudencias, producto cárnico genérico, subproducto residual comestible, subproducto primario para uso industrial, subproducto industrializado y producto cárnico para alimentación animal.

* Includes: horse meat, pork, poultry meat, rabbit meat, small game meat, offals, generic meat product, remaining edible byproduct, primary byproduct for industrial use, industrialized byproduct and meat product for animal fodderage.

** Cifras primarias. / Preliminary data.

Nota: Los totales pueden no coincidir con la suma de parciales por razones de redondeo de cifras.

Note: Grand totals might not coincide with exact data addition due to round-up of numbers.



EXPORTACIÓN
EXPORTS



PRECIOS
PRICES



FAENA
SLAUGHTER

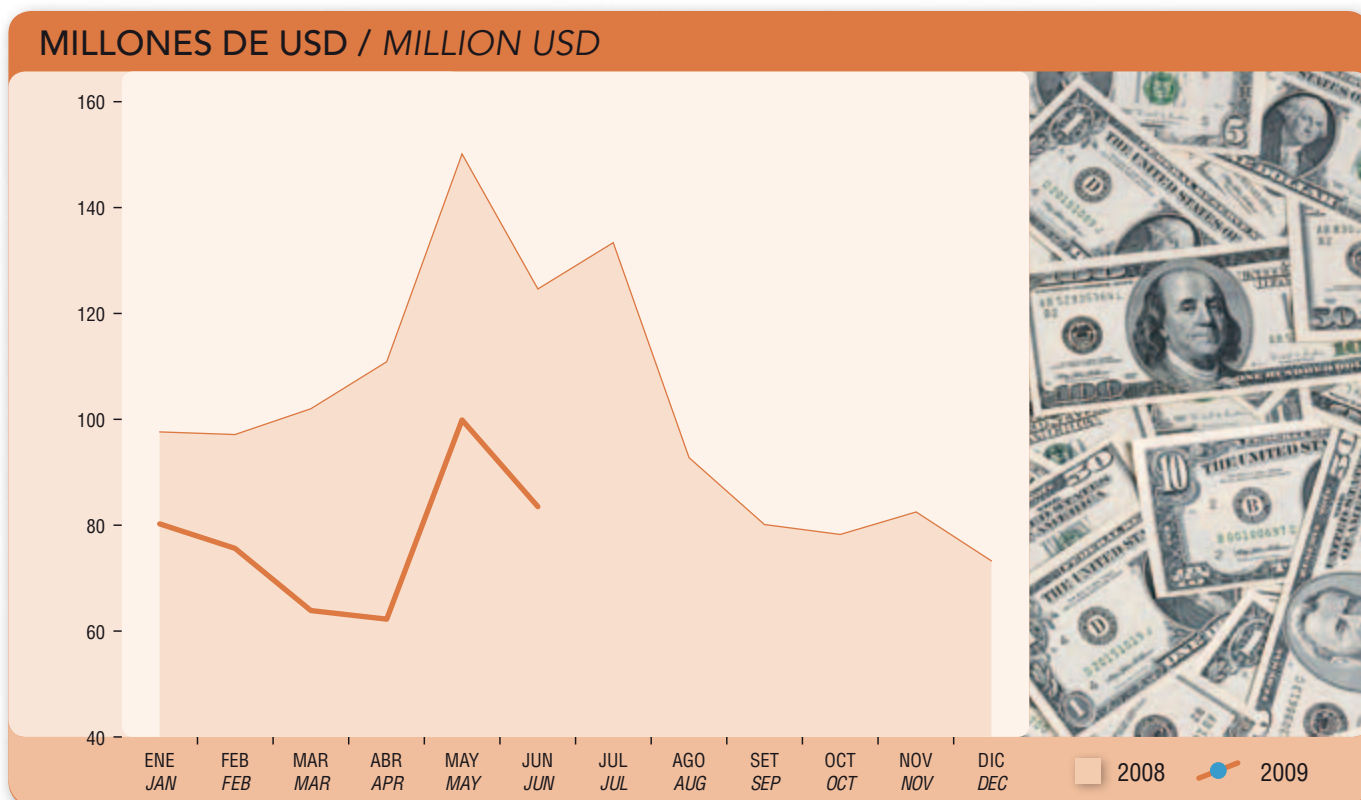
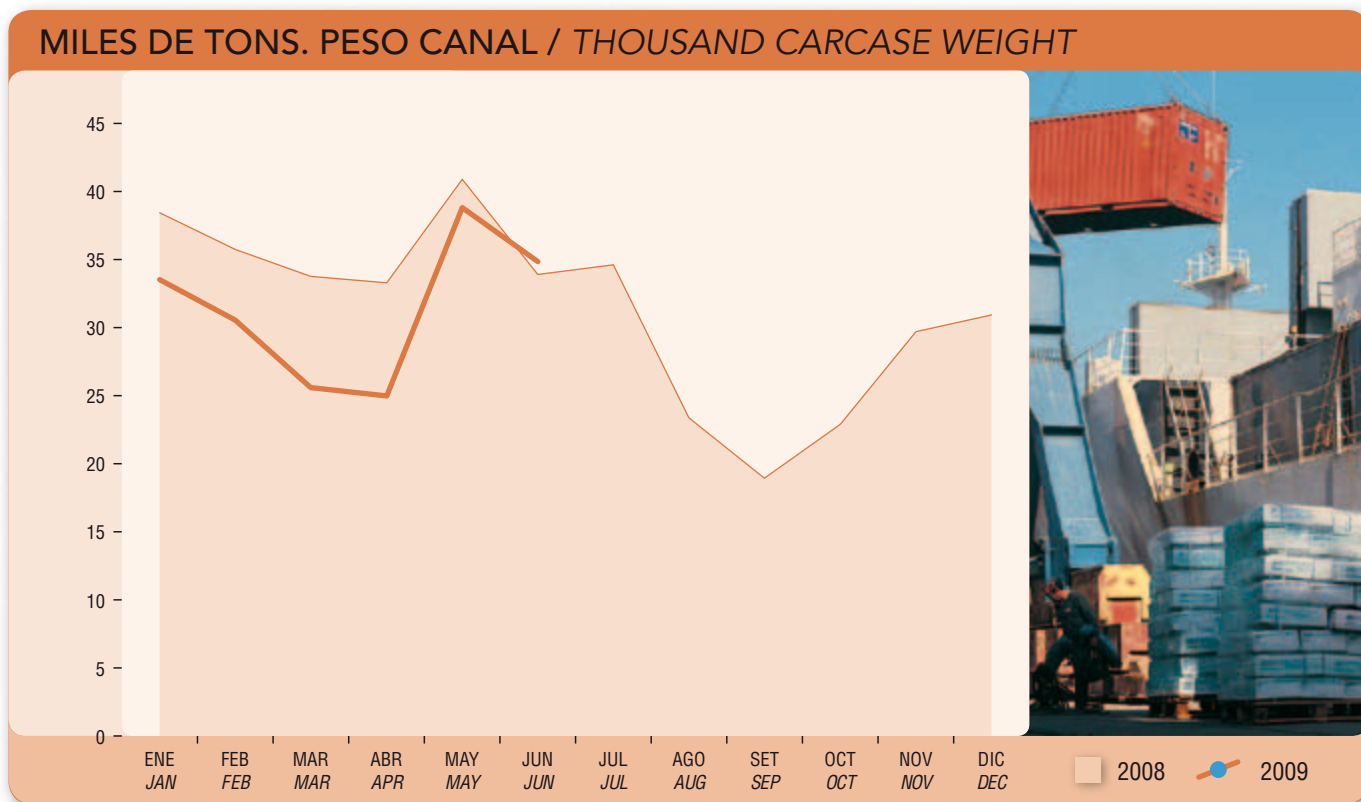


INDICE
INDEX

EXPORTACIONES DE CARNE BOVINA

BEEF EXPORTS

2008 - 2009



EXPORTACIONES DE CARNE BOVINA

BEEF EXPORTS

2008 - 2009

Volumen (peso embarque, peso canal*) Importe FOB e Ingreso Promedio**
Quantity (shipped weight, carcass weight*) FOB value and Average Income**



| MES / MONTH | 2009*** | | | | 2008 | | | |
|-----------------------------------|-------------------------------------|-----------------------------------|-------------------------|----------------------------------|-------------------------------------|-----------------------------------|-------------------------|----------------------------------|
| | PESO EMBARQUE SHIPPED WEIGHT (TONS) | PESO CANAL* CARCASS WEIGHT (TONS) | MILES DE USD THOUS. USD | USD/TON.P.CANAL. USD/TONS.CARC.W | PESO EMBARQUE SHIPPED WEIGHT (TONS) | PESO CANAL* CARCASS WEIGHT (TONS) | MILES DE USD THOUS. USD | USD/TON.P.CANAL. USD/TONS.CARC.W |
| ENERO/JANUARY | 22.814 | 33.496 | 80.102 | 2.391 | 26.060 | 38.432 | 97.600 | 2.540 |
| FEBRERO/FEBRUARY | 20.540 | 30.430 | 75.351 | 2.476 | 23.958 | 35.758 | 97.143 | 2.717 |
| MARZO/MARCH | 17.090 | 25.473 | 63.675 | 2.500 | 22.285 | 33.778 | 101.951 | 3.018 |
| 1ER TRIMESTRE/1ST QUARTER | 60.444 | 89.400 | 219.129 | 2.451 | 72.303 | 107.968 | 296.694 | 2.748 |
| ABRIL/APRIL | 16.588 | 24.950 | 62.248 | 2.495 | 22.319 | 33.276 | 110.873 | 3.332 |
| MAYO/MAY | 25.953 | 38.806 | 99.831 | 2.573 | 27.765 | 40.893 | 150.132 | 3.671 |
| JUNIO/JUNE | 23.212 | 34.854 | 83.448 | 2.394 | 23.074 | 33.798 | 124.410 | 3.681 |
| 2º TRIMESTRE/2ND QUARTER | 65.753 | 98.610 | 245.526 | 2.490 | 73.159 | 107.967 | 385.415 | 3.570 |
| 1ER SEMESTRE /1ST SEMESTER | 126.197 | 188.010 | 464.655 | 2.471 | 145.462 | 215.935 | 682.109 | 3.159 |
| JULIO/JULY | | | | | 23.675 | 34.660 | 133.667 | 3.856 |
| AGOSTO/AUGUST | | | | | 15.818 | 23.176 | 92.311 | 3.983 |
| SEPTIEMBRE/SEPTEMBER | | | | | 12.871 | 18.803 | 79.847 | 4.247 |
| 3ER TRIMESTRE/3RD QUARTER | | | | | 52.365 | 76.639 | 305.824 | 3.990 |
| OCTUBRE/OCTOBER | | | | | 15.307 | 22.905 | 78.311 | 3.419 |
| NOVIEMBRE/NOVEMBER | | | | | 19.857 | 29.700 | 82.538 | 2.779 |
| DICIEMBRE/DECEMBER | | | | | 20.828 | 30.927 | 73.256 | 2.369 |
| 4º TRIMESTRE/4TH QUARTER | | | | | 55.991 | 83.532 | 234.105 | 2.803 |
| 2º SEMESTRE /2ND SEMESTER | | | | | 108.356 | 160.171 | 539.930 | 3.371 |
| TOTAL | 126.197 | 188.010 | 464.655 | 2.471 | 253.817 | 376.106 | 1.222.039 | 3.249 |

* Estimado / Estimated.

** Calculado sobre valores en unidades de kilos y dólares. / Calculated over kgs and dollars.

*** Cifras primarias. / Preliminary data.

Nota: Los totales pueden no coincidir con la suma de parciales por razones de redondeo de cifras.
Note: Grand totals might not coincide with exact data addition due to round-up of numbers.



EXPORTACIÓN
EXPORTS



PRECIOS
PRICES



FAENA
SLAUGHTER



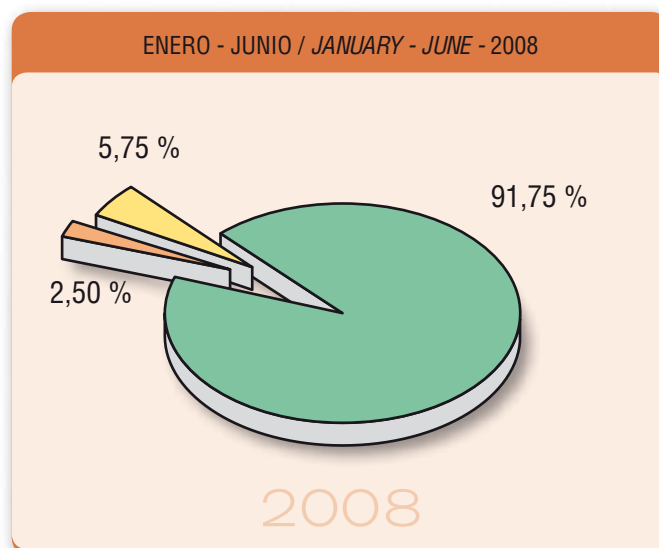
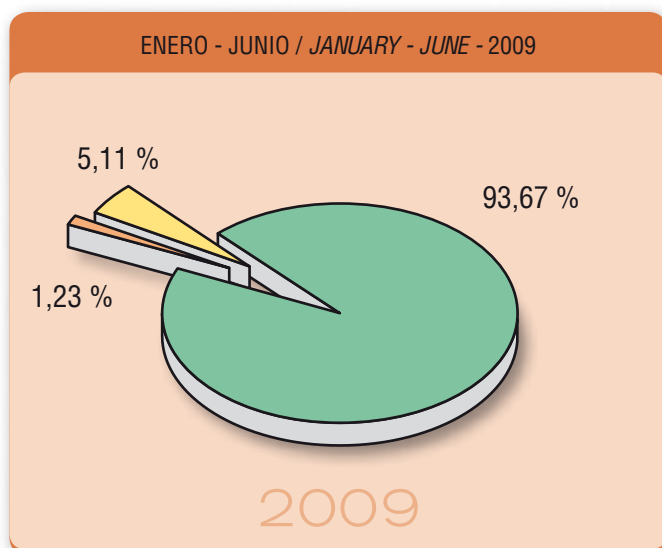
INDICE
INDEX

EXPORTACIONES DE CARNE BOVINA REFRIGERADA-PRODUCTO CÁRNICO BOVINO

REFRIGERATED AND BEEF PRODUCT EXPORTS

ENERO - JUNIO / JANUARY - JUNE - 2008 - 2009

Tons. Peso canal
Tons. Carcase weight



| | ENE. / JUN. - JAN. / JUN. - 2009 | ENE. / JUN. - JAN. / JUN. - 2008 |
|---|----------------------------------|----------------------------------|
| PRODUCTO CÁRNICO BOVINO / BEEF PRODUCT | 9.600 | 12.419 |
| REFRIGERADA SIN HUESO / REFRIGERATED BONELESS | 176.102 | 198.113 |
| REFRIGERADA CON HUESO / REFRIGERATED BONEIN | 2.309 | 5.403 |
| TOTAL | 188.011 | 215.935 |

| CARNE BOVINA / BEEF | ENE. / JUN. - JAN. / JUN. - 2009 | | ENE. / JUN. - JAN. / JUN. - 2008 | |
|---|----------------------------------|---------------|----------------------------------|---------------|
| | TONS. P. CANAL. TONS. CARC. W | % | TONS. P. CANAL. TONS. CARC. W | % |
| CONGELADA / FROZEN | | | | |
| CON HUESO / BONEIN | 403 | 0,26 | 966 | 0,55 |
| SIN HUESO / BONELESS | 156.996 | 99,74 | 174.070 | 99,45 |
| TOTAL CONGELADA / TOTAL FROZEN | 157.399 | 100,00 | 175.036 | 100,00 |
| ENFIADA / CHILLED | | | | |
| CON HUESO / BONEIN | 1.906 | 9,07 | 4.437 | 15,58 |
| SIN HUESO / BONELESS | 19.106 | 90,93 | 24.043 | 84,42 |
| TOTAL ENFRIADA / TOTAL CHILLED | 21.011 | 100,00 | 28.480 | 100,00 |
| REFRIGERADA / REFRIGERATED | 178.410 | 94,89 | 203.516 | 94,25 |
| PRODUCTO CÁRNICO BOVINO / BEEF PRODUCT | 9.600 | 5,11 | 12.419 | 5,75 |
| TOTAL | 188.010 | 100,00 | 215.935 | 100,00 |

EXPORTACIONES DE CARNE BOVINA REFRIGERADA

REFRIGERATED BEEF EXPORTS

2008 - 2009

Volumen (p. embarque, p. canal*) Importe FOB e Ingreso Promedio**
Quantity (shipped w., carcass w.*) FOB value and Average Income**



| MES / MONTH | 2009*** | | | | 2008 | | | |
|-----------------------------------|-------------------------------------|-----------------------------------|-------------------------|----------------------------------|-------------------------------------|-----------------------------------|-------------------------|----------------------------------|
| | PESO EMBARQUE SHIPPED WEIGHT (TONS) | PESO CANAL* CARCASS WEIGHT (TONS) | MILES DE USD THOUS. USD | USD/TON.P.CANAL. USD/TONS.CARC.W | PESO EMBARQUE SHIPPED WEIGHT (TONS) | PESO CANAL* CARCASS WEIGHT (TONS) | MILES DE USD THOUS. USD | USD/TON.P.CANAL. USD/TONS.CARC.W |
| ENERO/JANUARY | 22.424 | 32.600 | 78.518 | 2.409 | 25.214 | 36.242 | 94.901 | 2.619 |
| FEBRERO/FEBRUARY | 19.869 | 28.844 | 72.746 | 2.522 | 23.129 | 33.552 | 94.386 | 2.813 |
| MARZO/MARCH | 16.436 | 23.911 | 61.331 | 2.565 | 21.113 | 30.624 | 97.902 | 3.197 |
| 1ER TRIMESTRE/1ST QUARTER | 58.729 | 85.354 | 212.595 | 2.491 | 69.455 | 100.417 | 287.189 | 2.860 |
| ABRIL/APRIL | 15.987 | 23.275 | 60.151 | 2.584 | 21.494 | 31.099 | 108.209 | 3.479 |
| MAYO/MAY | 25.305 | 36.944 | 97.173 | 2.630 | 27.198 | 39.409 | 148.273 | 3.762 |
| JUNIO/JUNE | 22.503 | 32.837 | 80.565 | 2.453 | 22.657 | 32.591 | 122.725 | 3.766 |
| 2º TRIMESTRE/2ND QUARTER | 63.795 | 93.056 | 237.889 | 2.556 | 71.349 | 103.099 | 379.206 | 3.678 |
| 1ER SEMESTRE /1ST SEMESTER | 122.523 | 178.410 | 450.484 | 2.525 | 140.804 | 203.516 | 666.396 | 3.274 |
| JULIO/JULY | | | | | 23.504 | 34.264 | 132.924 | 3.879 |
| AGOSTO/AUGUST | | | | | 15.709 | 22.910 | 91.484 | 3.993 |
| SEPTIEMBRE/SEPTEMBER | | | | | 12.680 | 18.429 | 79.082 | 4.291 |
| 3ER TRIMESTRE/3RD QUARTER | | | | | 51.893 | 75.603 | 303.490 | 4.014 |
| OCTUBRE/OCTOBER | | | | | 14.860 | 21.646 | 75.824 | 3.503 |
| NOVIEMBRE/NOVEMBER | | | | | 19.173 | 27.770 | 79.429 | 2.860 |
| DICIEMBRE/DECEMBER | | | | | 20.169 | 29.328 | 70.115 | 2.391 |
| 4º TRIMESTRE/4TH QUARTER | | | | | 54.201 | 78.744 | 225.368 | 2.862 |
| 2º SEMESTRE /2ND SEMESTER | | | | | 106.094 | 154.347 | 528.858 | 3.426 |
| TOTAL | 122.523 | 178.410 | 450.484 | 2.525 | 246.899 | 357.863 | 1.195.254 | 3.340 |

* Estimado / Estimated.

** Calculado sobre valores en unidades de kilos y dólares. / Calculated over kgs and dollars.

*** Cifras primarias. / Preliminary data.

Nota: Los totales pueden no coincidir con la suma de parciales por razones de redondeo de cifras. / Note: Grand totals might not coincide with exact data addition due to round-up of numbers.



EXPORTACIÓN
EXPORTS



PRECIOS
PRICES



FAENA
SLAUGHTER

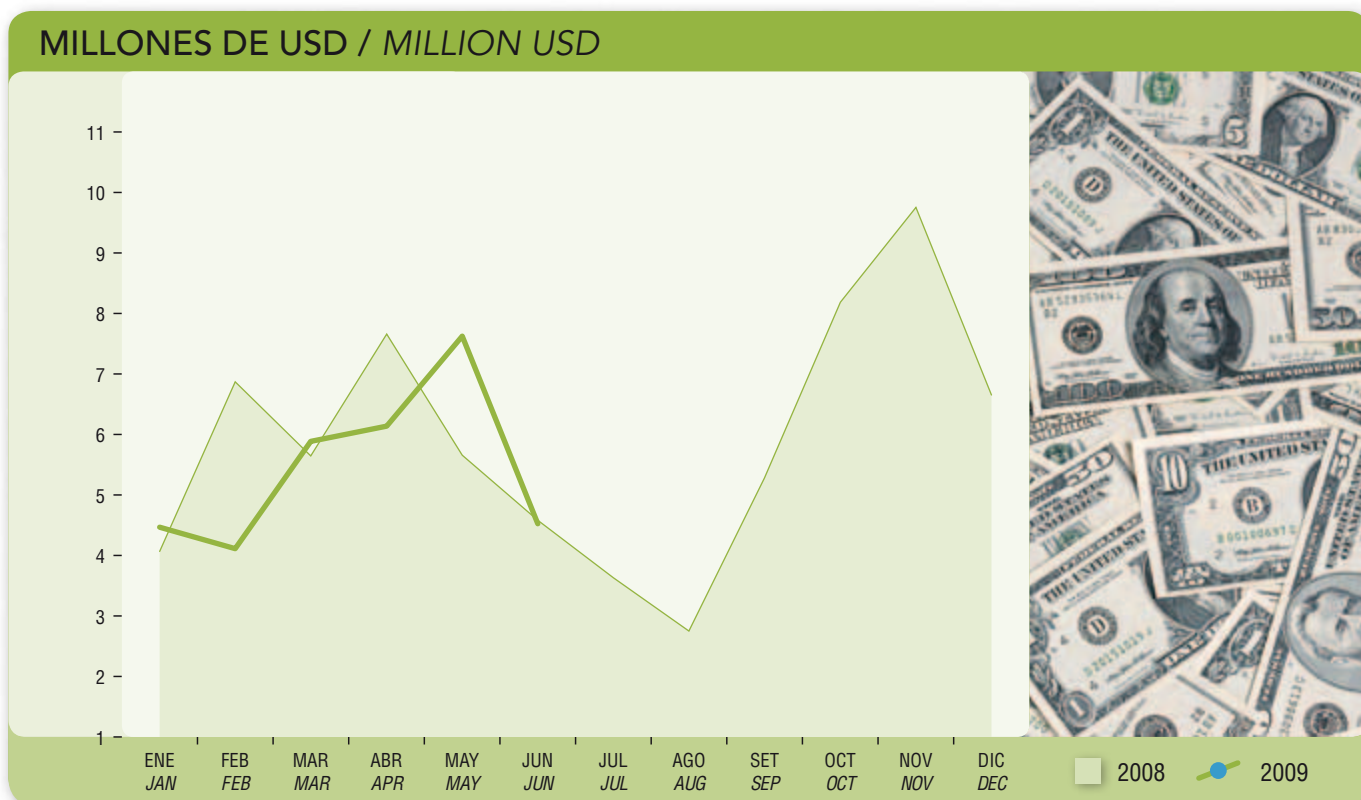
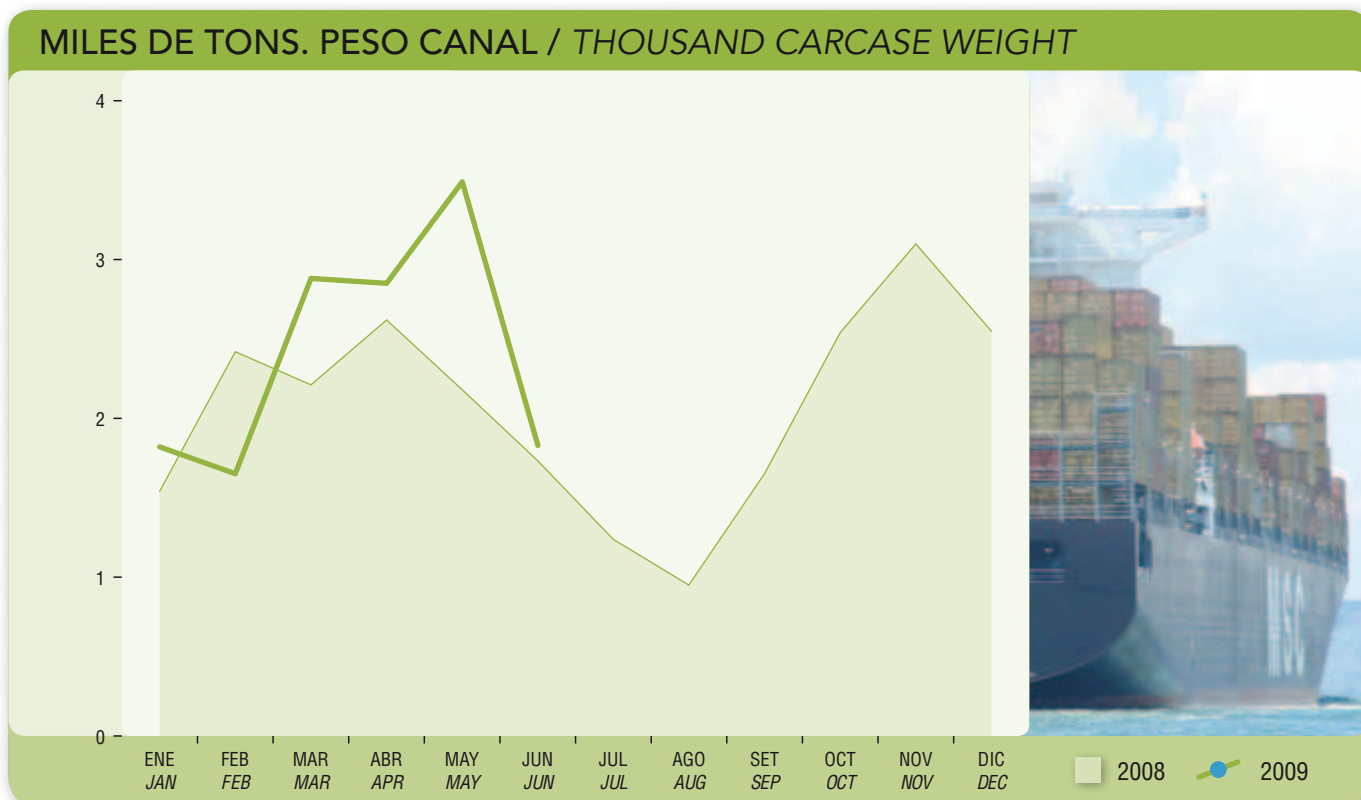


INDICE
INDEX

EXPORTACIONES DE CARNE OVINA

OVINE MEAT EXPORTS

2008 - 2009



EXPORTACIONES DE CARNE OVINA

OVINE MEAT EXPORTS

2008 - 2009

Volumen (peso embarque, peso canal*) Importe FOB e Ingreso Promedio**
Quantity (shipped weight, carcass weight*) FOB value and Average Income**



| MES / MONTH | 2009*** | | | | 2008 | | | |
|-----------------------------------|-------------------------------------|-----------------------------------|-------------------------|----------------------------------|-------------------------------------|-----------------------------------|-------------------------|----------------------------------|
| | PESO EMBARQUE SHIPPED WEIGHT (TONS) | PESO CANAL* CARCASS WEIGHT (TONS) | MILES DE USD THOUS. USD | USD/TON.P.CANAL. USD/TONS.CARC.W | PESO EMBARQUE SHIPPED WEIGHT (TONS) | PESO CANAL* CARCASS WEIGHT (TONS) | MILES DE USD THOUS. USD | USD/TON.P.CANAL. USD/TONS.CARC.W |
| ENERO/JANUARY | 1.408 | 1.823 | 4.467 | 2.451 | 1.140 | 1.539 | 4.072 | 2.646 |
| FEBRERO/FEBRUARY | 1.216 | 1.647 | 4.107 | 2.494 | 1.758 | 2.424 | 6.872 | 2.835 |
| MARZO/MARCH | 1.964 | 2.880 | 5.879 | 2.042 | 1.606 | 2.211 | 5.655 | 2.557 |
| 1ER TRIMESTRE/1ST QUARTER | 4.587 | 6.349 | 14.453 | 2.276 | 4.504 | 6.173 | 16.599 | 2.689 |
| ABRIL/APRIL | 2.059 | 2.853 | 6.143 | 2.153 | 2.015 | 2.618 | 7.665 | 2.928 |
| MAYO/MAY | 2.794 | 3.491 | 7.631 | 2.186 | 1.771 | 2.180 | 5.655 | 2.594 |
| JUNIO/JUNE | 1.379 | 1.826 | 4.522 | 2.477 | 1.414 | 1.733 | 4.579 | 2.642 |
| 2º TRIMESTRE/2ND QUARTER | 6.232 | 8.169 | 18.296 | 2.239 | 5.201 | 6.531 | 17.899 | 2.740 |
| 1ER SEMESTRE /1ST SEMESTER | 10.819 | 14.519 | 32.749 | 2.256 | 9.705 | 12.705 | 34.498 | 2.715 |
| JULIO/JULY | | | | | 969 | 1.235 | 3.634 | 2.941 |
| AGOSTO/AUGUST | | | | | 704 | 953 | 2.755 | 2.890 |
| SEPTIEMBRE/SEPTEMBER | | | | | 1.209 | 1.645 | 5.278 | 3.207 |
| 3ER TRIMESTRE/3RD QUARTER | | | | | 2.882 | 3.834 | 11.666 | 3.043 |
| OCTUBRE/OCTOBER | | | | | 1.854 | 2.545 | 8.188 | 3.218 |
| NOVIEMBRE/NOVEMBER | | | | | 2.281 | 3.098 | 9.750 | 3.147 |
| DICIEMBRE/DECEMBER | | | | | 1.809 | 2.548 | 6.652 | 2.610 |
| 4º TRIMESTRE/4TH QUARTER | | | | | 5.944 | 8.191 | 24.590 | 3.002 |
| 2º SEMESTRE /2ND SEMESTER | | | | | 8.826 | 12.026 | 36.256 | 3.015 |
| TOTAL | 10.819 | 14.519 | 32.749 | 2.256 | 18.531 | 24.730 | 70.754 | 2.861 |

* Estimado / Estimated.

** Calculado sobre valores en unidades de kilos y dólares. / Calculated over kgs and dollars.

*** Cifras primarias. / Preliminary data.

Nota: Los totales pueden no coincidir con la suma de parciales por razones de redondeo de cifras.

Note: Grand totals might not coincide with exact data addition due to round-up of numbers.



EXPORTACIÓN
EXPORTS



PRECIOS
PRICES



FAENA
SLAUGHTER



INDICE
INDEX

EXPORTACIONES POR EXPORTADOR

EXPORTS BY EXPORTER

2008 - 2009

Importe FOB (Miles de dólares)

FOB value (Thousand dollars)

| EXPORTADOR / EXPORTER | 2009* | | | | 2008 | | | |
|--|---------------|------|----------------------------|------|---------------|------|----------------------------|------|
| | JUNIO JUNE | % | ENE. / JUN. JAN. / JUN. | % | JUNIO JUNE | % | ENE. / JUN. JAN. / JUN. | % |
| ESTABLECIMIENTOS COLONIA S.A. | 8.648 | 8,29 | 50.796 | 8,84 | 11.228 | 7,45 | 66.807 | 8,20 |
| FRIGORIFICO LAS PIEDRAS S.A. | 7.728 | 7,40 | 49.207 | 8,56 | 9.006 | 5,98 | 41.742 | 5,13 |
| FRIGORIFICO SAN JACINTO-NIREA S.A. | 6.881 | 6,59 | 43.227 | 7,52 | 12.354 | 8,20 | 71.376 | 8,76 |
| FRIGORIFICO MATADERO CARRASCO S.A. | 7.873 | 7,54 | 41.839 | 7,28 | 10.648 | 7,07 | 62.014 | 7,61 |
| PULSA S.A. | 6.830 | 6,54 | 41.507 | 7,22 | 12.639 | 8,39 | 68.345 | 8,39 |
| CLEDINOR S.A. | 6.282 | 6,02 | 40.274 | 7,01 | 10.130 | 6,73 | 57.575 | 7,07 |
| FRIGORIFICO TACUAREMBO S.A. | 7.204 | 6,90 | 40.020 | 6,96 | 10.667 | 7,08 | 70.757 | 8,69 |
| FRIGORIFICO CANELONES S.A. | 6.601 | 6,32 | 33.019 | 5,74 | 11.226 | 7,45 | 58.049 | 7,13 |
| ONTILCOR S.A. (FRIG. MATADERO PANDO) | 5.694 | 5,46 | 30.271 | 5,27 | 9.609 | 6,38 | 45.894 | 5,64 |
| INALER S.A. | 3.943 | 3,78 | 25.882 | 4,50 | 7.832 | 5,20 | 37.087 | 4,55 |
| LORSINAL S.A. | 3.922 | 3,76 | 24.193 | 4,21 | 4.272 | 2,84 | 32.753 | 4,02 |
| CHIADEL S.A. | 4.155 | 3,98 | 22.907 | 3,98 | 6.576 | 4,37 | 31.756 | 3,90 |
| ERSINAL S.A. | 3.283 | 3,15 | 16.459 | 2,86 | 2.428 | 1,61 | 11.099 | 1,36 |
| SUC. CARLOS SCHNECK S.A. | 2.356 | 2,26 | 12.377 | 2,15 | 2.818 | 1,87 | 17.711 | 2,17 |
| SIRSIL S.A. | 2.829 | 2,71 | 12.039 | 2,09 | 3.845 | 2,55 | 15.554 | 1,91 |
| FRIGOCERRO S.A. | 1.546 | 1,48 | 10.612 | 1,85 | 1.660 | 1,10 | 12.031 | 1,48 |
| FRIGORIFICO CASABLANCA S.A. | 1.708 | 1,64 | 6.532 | 1,14 | 2.058 | 1,37 | 7.568 | 0,93 |
| CLAY S.A. | 1.226 | 1,17 | 5.430 | 0,94 | 447 | 0,30 | 3.144 | 0,39 |
| HENIL S.A. | 863 | 0,83 | 5.194 | 0,90 | 635 | 0,42 | 6.139 | 0,75 |
| COMPAÑIA INTERNACIONAL DE ALIMENTOS S.A. | 1.813 | 1,74 | 4.874 | 0,85 | 2.053 | 1,36 | 7.520 | 0,92 |
| BILACOR S.A. | 1.510 | 1,45 | 4.659 | 0,81 | | | | |
| SAPOL S.A. | 616 | 0,59 | 4.072 | 0,71 | 176 | 0,12 | 2.841 | 0,35 |
| CARDAMA S.A. | 1.835 | 1,76 | 3.928 | 0,68 | 5.159 | 3,43 | 8.354 | 1,03 |
| CLADEMAR S.A. | 1.050 | 1,01 | 3.891 | 0,68 | 1.682 | 1,12 | 10.051 | 1,23 |
| SAREL S.A. | 855 | 0,82 | 3.725 | 0,65 | 585 | 0,39 | 4.439 | 0,55 |
| RONDATEL S.A. | 662 | 0,63 | 3.703 | 0,64 | 258 | 0,17 | 2.953 | 0,36 |
| BERDICK S.A. | 693 | 0,66 | 3.253 | 0,57 | | | | |
| GRANJA TRES ARROYOS URUGUAY S.A.- | 506 | 0,48 | 2.992 | 0,52 | 1.110 | 0,74 | 1.110 | 0,14 |
| OCTOGONAL S.A. | 544 | 0,52 | 2.744 | 0,48 | 2.093 | 1,39 | 8.080 | 0,99 |
| MIRASCO URUGUAY S.A. | 1.374 | 1,32 | 2.326 | 0,40 | | | | |
| OFERAN S.A. | 498 | 0,48 | 2.065 | 0,36 | 526 | 0,35 | 1.929 | 0,24 |
| SOMICAR S.A. | 231 | 0,22 | 1.918 | 0,33 | 597 | 0,40 | 4.804 | 0,59 |
| NIDERA URUGUAYA S.A. | 240 | 0,23 | 1.854 | 0,32 | 594 | 0,39 | 4.274 | 0,52 |



EXPORTACIONES POR EXPORTADOR

EXPORTS BY EXPORTER

2008 - 2009

Importe FOB (Miles de dólares)
FOB value (Thousand dollars)

| EXPORTADOR / EXPORTER | 2009* | | | | 2008 | | | |
|--|----------------|---------------|----------------------------|---------------|----------------|---------------|----------------------------|---------------|
| | JUNIO JUNE | % | ENE. / JUN. JAN. / JUN. | % | JUNIO JUNE | % | ENE. / JUN. JAN. / JUN. | % |
| CARNE HEREFORD DEL URUGUAY SA | 428 | 0,41 | 1.832 | 0,32 | 2.371 | 1,57 | 16.788 | 2,06 |
| AGROINDUSTRIAL DEL ESTE S.A. | 342 | 0,33 | 1.772 | 0,31 | 599 | 0,40 | 2.756 | 0,34 |
| GRINSOL S.A. | 323 | 0,31 | 1.742 | 0,30 | 180 | 0,12 | 3.375 | 0,41 |
| SIMPLIFY S.A. | | | 1.518 | 0,26 | | | | |
| SYNTEX URUGUAYA S.A. | | | 1.387 | 0,24 | 169 | 0,11 | 1.044 | 0,13 |
| ALIMENTOS ORGANICOS URUGUAYOS S.A. | 254 | 0,24 | 1.344 | 0,23 | 245 | 0,16 | 1.057 | 0,13 |
| BREEDERS & PACKERS URUGUAY S.A. | 95 | 0,09 | 1.199 | 0,21 | 513 | 0,34 | 2.122 | 0,26 |
| UREXPORT S.A. | 192 | 0,18 | 1.198 | 0,21 | 120 | 0,08 | 957 | 0,12 |
| EREL S.A. | 272 | 0,26 | 983 | 0,17 | 281 | 0,19 | 841 | 0,10 |
| DESPRO S.A. | 177 | 0,17 | 760 | 0,13 | 105 | 0,07 | 867 | 0,11 |
| CUAREIM DEL NORTE SRL | 91 | 0,09 | 732 | 0,13 | 104 | 0,07 | 398 | 0,05 |
| YARUS S.A. | | | 446 | 0,08 | | | | |
| AGRAY S.A. | | | 440 | 0,08 | 71 | 0,05 | 690 | 0,08 |
| KARELOY S.A. | 78 | 0,07 | 341 | 0,06 | | | 301 | 0,04 |
| CATTIVELLI HNOS. S.A. | 3 | (.) | 305 | 0,05 | | | 104 | 0,01 |
| BARRACA RODO SRL | 52 | 0,05 | 228 | 0,04 | | | 26 | (.) |
| RICANATURI S.A. | 29 | 0,03 | 215 | 0,04 | | | | |
| TECNOBLEN S.A. | 20 | 0,02 | 207 | 0,04 | 585 | 0,39 | 2.433 | 0,30 |
| PROBIOMONT S.A. | 15 | 0,01 | 158 | 0,03 | | | 115 | 0,01 |
| JORMAR LTDA | | | 93 | 0,02 | 48 | 0,03 | 99 | 0,01 |
| PRODUCTORES INDEPENDIENTES AVICOLAS S.A. | | | 68 | 0,01 | | | | |
| ELBIO PEREZ RODRIGUEZ S.A. | | | 53 | 0,01 | 82 | 0,05 | 823 | 0,10 |
| CVF LTDA | | | 50 | 0,01 | | | | |
| HERIX S.A. | | | 12 | (.) | 20 | 0,01 | 35 | (.) |
| ÑANDUGUAY SRL | | | 3 | (.) | | | | |
| RILDEN S.A. | | | | | 47 | 0,03 | 47 | 0,01 |
| ALIMENTOS NATURALES URUGUAYOS S.A. | | | | | 25 | 0,02 | 25 | (.) |
| COOP.AG. LTDA. DE PROD. Y COM. AVICOLA | | | | | 151 | 0,10 | 1.281 | 0,16 |
| NOBLEMARK S.A. | | | | | | | 2.097 | 0,26 |
| LEVADURA URUGUAYA S.A. | | | | | | | 2.108 | 0,26 |
| ALVAREZ DA MOTTA, JORGE MARCELO | | | | | | | 65 | 0,01 |
| MAVI LTDA. | | | | | | | 203 | 0,02 |
| TOTAL | 104.372 | 100,00 | 574.873 | 100,00 | 150.625 | 100,00 | 814.413 | 100,00 |

* Cifras primarias. / Preliminary data.

(.) Indica que la magnitud no alcanza a la mitad del último dígito utilizado. / Indicates the quantity does not reach half the last digit use.

Nota: Los totales pueden no coincidir con la suma de parciales por razones de redondeo de cifras.

Note: Grand totals might not coincide with exact data addition due to round-up of numbers.



EXPORTACIÓN
EXPORTS



PRECIOS
PRICES



FAENA
SLAUGHTER



INDICE
INDEX

EXPORTACIONES POR PRODUCTO

EXPORTS BY PRODUCT

2008 - 2009

Volumen (Toneladas peso embarque)

Quantity (Tons shipped weight)

| PRODUCTO / PRODUCT | 2009* | | 2008 | |
|---|---------------|----------------------------|---------------|----------------------------|
| | JUNIO JUNE | ENE. / JUN. JAN. / JUN. | JUNIO JUNE | ENE. / JUN. JAN. / JUN. |
| • CARNE BOVINA/BEEF | 23.212 | 126.197 | 23.074 | 145.462 |
| •• REFRIGERADA/REFRIGERATED | 22.503 | 122.523 | 22.657 | 140.804 |
| ••• CONGELADA/FROZEN | 19.980 | 107.316 | 18.499 | 119.673 |
| Cuarto o corte del delantero con hueso <i>Bonein forequarter or forequarter cut</i> | 143 | 381 | 124 | 934 |
| Cuarto o corte del trasero con hueso <i>Bonein hindquarter or hindquarter cut</i> | 3 | 12 | | (.) |
| Otras carnes con hueso <i>Other bonein meats</i> | | | | 8 |
| Cuarto o corte del delantero sin hueso <i>Boneless forequarter or forequarter cut</i> | 8.262 | 40.118 | 7.386 | 47.616 |
| Cuarto o corte del trasero sin hueso <i>Boneless hindquarter or hindquarter cut</i> | 5.642 | 32.017 | 5.639 | 36.556 |
| Canal, media canal, cuarto compensado, cuarto combinado sin hueso <i>Boneless carcass, side, compensated quarters, combined quarters</i> | 1.255 | 6.675 | 1.208 | 7.077 |
| Otras carnes sin hueso <i>Other boneless meats</i> | 647 | 6.213 | 247 | 1.942 |
| Carnes chicas <i>Generic trimmings</i> | 4.029 | 21.900 | 3.894 | 25.541 |
| ••• ENFRIADA/CHILLED | 2.523 | 15.208 | 4.158 | 21.132 |
| Cuarto o corte del delantero con hueso <i>Bonein forequarter or forequarter cut</i> | 182 | 1.346 | 392 | 2.300 |
| Cuarto o corte del trasero con hueso <i>Bonein hindquarter or hindquarter cut</i> | 5 | 8 | 3 | 11 |
| Canal, media canal, cuarto compensado, cuarto combinado con hueso <i>Bonein carcass, side, compensated quarters, combined quarters</i> | 121 | 267 | 590 | 1.204 |
| Otras carnes con hueso <i>Other bonein meats</i> | 43 | 259 | 119 | 860 |
| Cuarto o corte del delantero sin hueso <i>Boneless forequarter or forequarter cut</i> | 304 | 1.521 | 396 | 2.139 |
| Cuarto o corte del trasero sin hueso <i>Boneless hindquarter or hindquarter cut</i> | 1.657 | 9.537 | 2.106 | 11.369 |
| Canal, media canal, cuarto compensado, cuarto combinado sin hueso <i>Boneless carcass, side, compensated quarters, combined quarters</i> | 209 | 2.269 | 552 | 3.245 |
| Carnes chicas <i>Generic trimmings</i> | (.) | (.) | | (.) |
| •• PRODUCTO CARNICO BOVINO/BEEF PRODUCT | 709 | 3.673 | 417 | 4.657 |
| ••• CONGELADO/FROZEN | 77 | 1.038 | 38 | 846 |
| Generico <i>Generic</i> | 25 | 653 | 38 | 846 |
| Cuarto o corte del delantero sin hueso <i>Boneless forequarter or forequarter cut</i> | 52 | 386 | | |
| ••• CONSERVA/PRESERVE | 530 | 2.024 | 267 | 2.956 |
| Generico <i>Generic</i> | 530 | 2.024 | 267 | 2.956 |
| ••• HUMEDAD CONTROLADA/CONTROLLED MOISTURE | 48 | 333 | 38 | 319 |
| Generico <i>Generic</i> | 48 | 333 | 38 | 319 |

EXPORTACIONES POR PRODUCTO

EXPORTS BY PRODUCT

2008 - 2009

Volumen (Toneladas peso embarque)

Quantity (Tons shipped weight)

| PRODUCTO / PRODUCT | 2009* | | 2008 | |
|---|---------------|----------------------------|---------------|----------------------------|
| | JUNIO JUNE | ENE. / JUN. JAN. / JUN. | JUNIO JUNE | ENE. / JUN. JAN. / JUN. |
| ••• COCIDO-CONGELADO/COOKED-FROZEN | 55 | 278 | 75 | 537 |
| Generico <i>Generic</i> | 55 | 278 | 75 | 537 |
| • CARNE OVINA/OVINE MEAT | 1.379 | 10.819 | 1.414 | 9.705 |
| •• REFRIGERADA/REFRIGERATED | 1.379 | 10.819 | 1.414 | 9.705 |
| ••• CONGELADA/FROZEN | 1.334 | 10.385 | 1.365 | 9.485 |
| Cuarto o corte del delantero con hueso <i>Bonein forequarter or forequarter cut</i> | 368 | 3.266 | 489 | 3.091 |
| Cuarto o corte del trasero con hueso <i>Bonein hindquarter or hindquarter cut</i> | 45 | 402 | 97 | 480 |
| Canal, media canal, cuarto compensado, cuarto combinado con hueso <i>Bonein carcass, side, compensated quarters, combined quarters</i> | 561 | 3.764 | 540 | 3.559 |
| Cuarto o corte del delantero sin hueso <i>Boneless forequarter or forequarter cut</i> | 19 | 376 | 2 | 98 |
| Cuarto o corte del trasero sin hueso <i>Boneless hindquarter or hindquarter cut</i> | 231 | 2.007 | 142 | 1.783 |
| Canal, media canal, cuarto compensado, cuarto combinado sin hueso <i>Boneless carcass, side, compensated quarters, combined quarters</i> | 51 | 158 | 45 | 160 |
| Carnes chicas <i>Generic trimmings</i> | 58 | 413 | 50 | 313 |
| ••• ENFRIADA/CHILLED | 45 | 434 | 49 | 220 |
| Canal, media canal, cuarto compensado, cuarto combinado con hueso <i>Bonein carcass, side, compensated quarters, combined quarters</i> | 45 | 384 | 47 | 177 |
| Canal, media canal, cuarto compensado, cuarto combinado sin hueso <i>Boneless carcass, side, compensated quarters, combined quarters</i> | | | | 1 |
| • CARNE EQUINA/HORSE MEAT | 819 | 3.713 | 449 | 3.099 |
| •• REFRIGERADA/REFRIGERATED | 819 | 3.713 | 449 | 3.099 |
| ••• CONGELADA/FROZEN | 547 | 2.221 | 290 | 2.002 |
| Cuarto o corte del delantero sin hueso <i>Boneless forequarter or forequarter cut</i> | 494 | 1.978 | 233 | 1.651 |
| Cuarto o corte del trasero sin hueso <i>Boneless hindquarter or hindquarter cut</i> | | | 29 | 126 |
| Canal, media canal, cuarto compensado, cuarto combinado sin hueso <i>Boneless carcass, side, compensated quarters, combined quarters</i> | 53 | 238 | 25 | 199 |
| ••• ENFRIADA/CHILLED | 272 | 1.492 | 160 | 1.097 |
| Cuarto o corte del trasero sin hueso <i>Boneless hindquarter or hindquarter cut</i> | 1 | 8 | 1 | 11 |
| Canal, media canal, cuarto compensado, cuarto combinado sin hueso <i>Boneless carcass, side, compensated quarters, combined quarters</i> | 271 | 1.483 | 159 | 1.086 |
| • CARNE PORCINA/PORK | | 8 | | 54 |
| •• REFRIGERADA/REFRIGERATED | | 8 | | 54 |
| ••• CONGELADA/FROZEN | | 8 | | 54 |
| Canal, media canal, cuarto compensado, cuarto combinado con hueso <i>Bonein carcass, side, compensated quarters, combined quarters</i> | | 5 | | 51 |



EXPORTACIÓN
EXPORTS



PRECIOS
PRICES



FAENA
SLAUGHTER



INDICE
INDEX

EXPORTACIONES POR PRODUCTO

EXPORTS BY PRODUCT

2008 - 2009

Volumen (Toneladas peso embarque)

Quantity (Tons shipped weight)

| PRODUCTO / PRODUCT | 2009* | | 2008 | |
|---|---------------|----------------------------|---------------|----------------------------|
| | JUNIO JUNE | ENE. / JUN. JAN. / JUN. | JUNIO JUNE | ENE. / JUN. JAN. / JUN. |
| Canal, media canal, cuarto compensado, cuarto combinado sin hueso <i>Boneless carcass, side, compensated quarters, combined quarters</i> | | 3 | | 3 |
| •• PRODUCTO CARNICO PORCINO/PORK PRODUCT | | (.) | | |
| ••• HUMEDAD CONTROLADA/CONTROLLED MOISTURE | | (.) | | |
| Generico <i>Generic</i> | | (.) | | |
| • CARNE DE AVE/POULTRY MEAT | 366 | 2.648 | 852 | 1.535 |
| •• REFRIGERADA/REFRIGERATED | 366 | 2.648 | 852 | 1.535 |
| ••• CONGELADA/FROZEN | 366 | 2.648 | 852 | 1.535 |
| Cuarto o corte del delantero con hueso <i>Bonein forequarter or forequarter cut</i> | | 127 | | |
| Cuarto o corte del trasero con hueso <i>Bonein hindquarter or hindquarter cut</i> | | | 27 | 54 |
| Canal, media canal, cuarto compensado, cuarto combinado con hueso <i>Bonein carcass, side, compensated quarters, combined quarters</i> | 366 | 2.521 | 825 | 1.481 |
| • MENUDENCIAS/OFFALS | 1.951 | 10.973 | 1.924 | 11.486 |
| •• BOVINAS/BEEF | 1.881 | 10.535 | 1.848 | 11.045 |
| ••• CONGELADAS/FROZEN | 1.860 | 10.473 | 1.848 | 10.956 |
| ••• CONSERVA/PRESERVE | | 38 | | 74 |
| ••• COCIDAS-CONGELADAS/COOKED-FROZEN | 20 | 24 | (.) | 14 |
| •• OVINAS/OVINE | 6 | 257 | 55 | 272 |
| ••• CONGELADAS/FROZEN | 6 | 257 | 55 | 272 |
| •• EQUINAS/HORSE | 10 | 33 | 21 | 87 |
| ••• CONGELADAS/FROZEN | 10 | 33 | 21 | 87 |
| •• PORCINAS/PORK | | 2 | | 5 |
| ••• CONGELADAS/FROZEN | | 2 | | 5 |
| •• DE AVE/POULTRY | 54 | 146 | | 78 |
| ••• CONGELADAS/FROZEN | 54 | 146 | | 78 |
| • PRODUCTO CARNICO GENERICO/GENERIC MEAT PRODUCT | 1 | 1 | | 1 |
| •• PRODUCTO CARNICO GENERICO/GENERIC MEAT PRODUCT | 1 | 1 | | 1 |
| ••• HUMEDAD CONTROLADA/CONTROLLED MOISTURE | (.) | (.) | | |
| ••• COCIDO/COOKED | 1 | 1 | | 1 |
| • SUBPRODUCTO RESIDUAL COMESTIBLE/REMAINING EDIBLE BYPRODUCT | 502 | 1.997 | 297 | 1.814 |
| •• BOVINO/BEEF | 370 | 1.490 | 297 | 1.470 |
| ••• CONGELADO/FROZEN | 370 | 1.490 | 297 | 1.470 |
| •• OVINO/OVINE | 2 | 74 | | 49 |
| ••• CONGELADO/FROZEN | 2 | 74 | | 49 |
| •• PORCINO/PORK | | 4 | | 2 |
| ••• CONGELADO/FROZEN | | 4 | | 2 |
| •• DE AVE/POULTRY | 130 | 429 | | 293 |
| ••• GENÉRICO/GENERIC | 130 | 429 | | 293 |



EXPORTACIONES POR PRODUCTO

EXPORTS BY PRODUCT

2008 - 2009

Volumen (Toneladas peso embarque)

Quantity (Tons shipped weight)

| PRODUCTO / PRODUCT | 2009* | | 2008 | |
|---|---------------|----------------------------|---------------|----------------------------|
| | JUNIO JUNE | ENE. / JUN. JAN. / JUN. | JUNIO JUNE | ENE. / JUN. JAN. / JUN. |
| • SUBPRODUCTO PRIMARIO PARA USO INDUSTRIAL/ PRIMARY BYPRODUCT FOR INDUSTRIAL USE | 11.400 | 38.114 | 9.990 | 38.364 |
| •• BOVINO/BEEF | 11.375 | 37.216 | 9.794 | 37.094 |
| ••• GENÉRICO/GENERIC | 10.815 | 33.956 | 9.347 | 33.465 |
| ••• CONGELADO/FROZEN | 560 | 3.260 | 447 | 3.630 |
| •• OVINO/OVINE | 25 | 310 | 42 | 245 |
| ••• GENÉRICO/GENERIC | 25 | 310 | 42 | 245 |
| •• EQUINO/HORSE | | | | 4 |
| ••• GENÉRICO/GENERIC | | | | 4 |
| • SUBPRODUCTO INDUSTRIALIZADO/INDUSTRIALIZED BYPRODUCT | 4.779 | 31.134 | 4.190 | 32.864 |
| •• GENÉRICO/GENERIC | 4.376 | 28.838 | 3.812 | 30.138 |
| ••• GENÉRICO/GENERIC | 4.376 | 28.838 | 3.812 | 30.138 |
| •• BOVINO/BEEF | 278 | 1.896 | 311 | 2.295 |
| ••• GENÉRICO/GENERIC | (.) | 14 | 3 | 85 |
| ••• HUMEDAD CONTROLADA/CONTROLLED MOISTURE | 278 | 1.883 | 309 | 2.209 |
| •• OVINO/OVINE | 94 | 201 | 58 | 265 |
| ••• CONGELADO/FROZEN | 85 | 186 | 58 | 265 |
| ••• HUMEDAD CONTROLADA/CONTROLLED MOISTURE | 10 | 15 | | |
| •• EQUINO/HORSE | 11 | 179 | 9 | 166 |
| ••• HUMEDAD CONTROLADA/CONTROLLED MOISTURE | 11 | 33 | | |
| •• PORCINO/PORK | 20 | 20 | | |
| ••• HUMEDAD CONTROLADA/CONTROLLED MOISTURE | 20 | 20 | | |
| • PRODUCTO CARNICO PARA ALIMENTACION ANIMAL/ MEAT PRODUCT FOR ANIMAL FODDAGE | 56 | 408 | 101 | 376 |
| •• GENÉRICO/GENERIC | 56 | 408 | 101 | 376 |
| ••• GENÉRICO/GENERIC | 56 | 408 | 101 | 376 |
| TOTAL | 44.465 | 226.012 | 42.292 | 244.760 |



EXPORTACIÓN
EXPORTS



PRECIOS
PRICES



FAENA
SLAUGHTER



INDICE
INDEX

EXPORTACIONES POR DESTINO - TOTAL DEL SECTOR CÁRNICO

BY DESTINATION - TOTAL MEAT EXPORTS

2008 - 2009

Importe FOB (Miles de dólares)
FOB value (Thousand dollars)

| DESTINO / DESTINATION | 2009* | | 2008 | |
|--|---------------|----------------------------|---------------|----------------------------|
| | JUNIO JUNE | ENE. / JUN. JAN. / JUN. | JUNIO JUNE | ENE. / JUN. JAN. / JUN. |
| ALBANIA/ALBANIA | | 87 | | 137 |
| CARNE BOVINA / BEEF | | 87 | | |
| CARNE DE AVE / POULTRY MEAT | | | | 137 |
| ALEMANIA/GERMANY | 5.180 | 29.468 | 5.509 | 33.035 |
| CARNE BOVINA / BEEF | 4.121 | 22.866 | 4.779 | 25.272 |
| CARNE OVINA / OVINE MEAT | 361 | 2.874 | 130 | 3.674 |
| MENUDENCIAS / OFFALS | | 135 | 90 | 969 |
| SUBPRODUCTO PRIMARIO PARA USO INDUSTRIAL / PRIMARY BYPRODUCT FOR INDUSTRIAL USE | 127 | 715 | 87 | 636 |
| SUBPRODUCTO INDUSTRIALIZADO / INDUSTRIALIZED BYPRODUCT | 570 | 2.878 | 424 | 2.483 |
| ANGOLA/ANGOLA | 188 | 1.277 | 75 | 920 |
| CARNE BOVINA / BEEF | 121 | 851 | | 525 |
| CARNE OVINA / OVINE MEAT | 30 | 60 | | 105 |
| CARNE DE AVE / POULTRY MEAT | 29 | 301 | 75 | 225 |
| MENUDENCIAS / OFFALS | 8 | 65 | | 66 |
| ARABIA SAUDITA/SAUDI ARABIA | 433 | 3.815 | 877 | 4.244 |
| CARNE BOVINA / BEEF | | 183 | 95 | 465 |
| CARNE OVINA / OVINE MEAT | 433 | 3.035 | 758 | 3.541 |
| CARNE DE AVE / POULTRY MEAT | | 570 | | |
| MENUDENCIAS / OFFALS | | | | 55 |
| SUBPRODUCTO RESIDUAL COMESTIBLE / REMAINING EDIBLE BYPRODUCT | | 26 | 23 | 56 |
| SUBPRODUCTO INDUSTRIALIZADO / INDUSTRIALIZED BYPRODUCT | | | | 127 |
| ARGELIA/ALGERIA | 2.137 | 9.038 | 2.813 | 10.295 |
| CARNE BOVINA / BEEF | 2.137 | 8.981 | 2.813 | 8.094 |
| CARNE OVINA / OVINE MEAT | | | | 2.201 |
| MENUDENCIAS / OFFALS | | 57 | | |
| ARGENTINA/ARGENTINA | 234 | 3.585 | 6.310 | 13.803 |
| CARNE BOVINA / BEEF | 87 | 1.116 | 416 | 3.427 |
| CARNE OVINA / OVINE MEAT | | 18 | | 9 |
| SUBPRODUCTO RESIDUAL COMESTIBLE / REMAINING EDIBLE BYPRODUCT | | | | 39 |
| SUBPRODUCTO PRIMARIO PARA USO INDUSTRIAL / PRIMARY BYPRODUCT FOR INDUSTRIAL USE | 58 | 1.185 | 5.764 | 9.045 |
| SUBPRODUCTO INDUSTRIALIZADO / INDUSTRIALIZED BYPRODUCT | 89 | 1.227 | 99 | 1.218 |
| PRODUCTO CÁRNICO PARA ALIMENTACION ANIMAL / MEAT PRODUCT FOR ANIMAL FODDAGE | | 39 | 31 | 66 |



EXPORTACIONES POR DESTINO - TOTAL DEL SECTOR CÁRNICO

BY DESTINATION - TOTAL MEAT EXPORTS

2008 - 2009

Importe FOB (Miles de dólares)
FOB value (Thousand dollars)

| DESTINO / DESTINATION | 2009* | | 2008 | |
|--|---------------|----------------------------|---------------|----------------------------|
| | JUNIO JUNE | ENE. / JUN. JAN. / JUN. | JUNIO JUNE | ENE. / JUN. JAN. / JUN. |
| AUSTRALIA/AUSTRALIA | | | | 61 |
| CARNE BOVINA / BEEF | | | | 61 |
| AUSTRIA/AUSTRIA | | 63 | 12 | 67 |
| SUBPRODUCTO PRIMARIO PARA USO INDUSTRIAL / PRIMARY BYPRODUCT FOR INDUSTRIAL USE | | 63 | 12 | 67 |
| AZERBAIYÁN/AZERBAIJAN | | | | 82 |
| CARNE DE AVE / POULTRY MEAT | | | | 82 |
| BAHAMAS/BAHAMAS | 80 | 566 | | 263 |
| CARNE BOVINA / BEEF | 80 | 464 | | 156 |
| CARNE OVINA / OVINE MEAT | | 31 | | |
| MENUDENCIAS / OFFALS | | 72 | | 107 |
| BAHRÉIN/BAHRAIN | | 34 | | 54 |
| CARNE OVINA / OVINE MEAT | | | | 54 |
| CARNE DE AVE / POULTRY MEAT | | 34 | | |
| BARBADOS/BARBADOS | 142 | 518 | | 805 |
| CARNE BOVINA / BEEF | 142 | 518 | | 805 |
| BELICE/BELIZE | | | | 36 |
| CARNE BOVINA / BEEF | | | | 36 |
| BRASIL/BRAZIL | 4.285 | 22.806 | 10.532 | 41.559 |
| CARNE BOVINA / BEEF | 3.090 | 12.485 | 5.433 | 24.754 |
| CARNE OVINA / OVINE MEAT | 809 | 5.586 | 1.583 | 9.345 |
| CARNE PORCINA / PORK | | 3 | | |
| MENUDENCIAS / OFFALS | 78 | 127 | 44 | 125 |
| PRODUCTO CÁRNICO GENÉRICO / GENERIC MEAT PRODUCT | 3 | 3 | | 3 |
| SUBPRODUCTO RESIDUAL COMESTIBLE / REMAINING EDIBLE BYPRODUCT | 54 | 79 | 16 | 62 |
| SUBPRODUCTO PRIMARIO PARA USO INDUSTRIAL / PRIMARY BYPRODUCT FOR INDUSTRIAL USE | 35 | 3.995 | 3.399 | 6.718 |
| SUBPRODUCTO INDUSTRIALIZADO / INDUSTRIALIZED BYPRODUCT | 216 | 527 | 57 | 553 |
| BULGARIA/BULGARIA | | | | 1.630 |
| CARNE BOVINA / BEEF | | | | 1.630 |
| BÉLGICA/BELGIUM | 433 | 3.381 | 603 | 4.403 |
| CARNE BOVINA / BEEF | | 1.187 | 177 | 896 |
| CARNE OVINA / OVINE MEAT | | 76 | | 762 |



EXPORTACIÓN
EXPORTS



PRECIOS
PRICES



FAENA
SLAUGHTER



INDICE
INDEX

EXPORTACIONES POR DESTINO - TOTAL DEL SECTOR CÁRNICO

BY DESTINATION - TOTAL MEAT EXPORTS

2008 - 2009

Importe FOB (Miles de dólares)

FOB value (Thousand dollars)

| DESTINO / DESTINATION | 2009* | | 2008 | |
|--|---------------|----------------------------|---------------|----------------------------|
| | JUNIO JUNE | ENE. / JUN. JAN. / JUN. | JUNIO JUNE | ENE. / JUN. JAN. / JUN. |
| CARNE EQUINA / HORSE MEAT | 433 | 2.119 | 427 | 2.745 |
| CANADÁ/CANADA | 172 | 12.770 | | 4.939 |
| CARNE BOVINA / BEEF | 172 | 12.770 | | 4.939 |
| CHILE/CHILE | 1.339 | 9.121 | 7.844 | 24.843 |
| CARNE BOVINA / BEEF | 1.301 | 8.827 | 7.563 | 23.789 |
| SUBPRODUCTO PRIMARIO PARA USO INDUSTRIAL / PRIMARY BYPRODUCT FOR INDUSTRIAL USE | | 141 | 181 | 746 |
| SUBPRODUCTO INDUSTRIALIZADO / INDUSTRIALIZED BYPRODUCT | 37 | 153 | 99 | 308 |
| COLOMBIA/COLOMBIA | | 407 | 19 | 189 |
| SUBPRODUCTO INDUSTRIALIZADO / INDUSTRIALIZED BYPRODUCT | | 407 | 19 | 189 |
| COMORAS/COMOROS | | 64 | 301 | 446 |
| CARNE BOVINA / BEEF | | | 301 | 446 |
| CARNE OVINA / OVINE MEAT | | 64 | | |
| COSTA DE MARFIL/COTE D IVOIRE | | 59 | | 182 |
| CARNE OVINA / OVINE MEAT | | | | 82 |
| MENUDENCIAS / OFFALS | | 59 | | 100 |
| CROACIA/CROATIA | 293 | 2.656 | 837 | 1.987 |
| CARNE BOVINA / BEEF | 293 | 2.656 | 837 | 1.987 |
| CUBA/CUBA | 146 | 4.059 | 155 | 3.689 |
| CARNE BOVINA / BEEF | 146 | 4.047 | 155 | 3.689 |
| SUBPRODUCTO INDUSTRIALIZADO / INDUSTRIALIZED BYPRODUCT | | 12 | | |
| DINAMARCA/DENMARK | 330 | 1.895 | 681 | 3.225 |
| CARNE BOVINA / BEEF | 218 | 1.634 | 642 | 3.104 |
| CARNE OVINA / OVINE MEAT | 112 | 261 | 39 | 120 |
| ECUADOR/ECUADOR | 75 | 237 | 46 | 101 |
| CARNE BOVINA / BEEF | 69 | 210 | 46 | 97 |
| CARNE OVINA / OVINE MEAT | 6 | 27 | | 4 |
| MENUDENCIAS / OFFALS | | (.) | | (.) |
| EGIPTO/EGYPT | 1.587 | 3.026 | 220 | 2.739 |
| CARNE BOVINA / BEEF | 1.547 | 2.018 | | |
| CARNE OVINA / OVINE MEAT | | (.) | | |
| MENUDENCIAS / OFFALS | | | | 51 |
| SUBPRODUCTO INDUSTRIALIZADO / INDUSTRIALIZED BYPRODUCT | 40 | 1.009 | 220 | 2.687 |



EXPORTACIONES POR DESTINO - TOTAL DEL SECTOR CÁRNICO

BY DESTINATION - TOTAL MEAT EXPORTS

2008 - 2009

Importe FOB (Miles de dólares)
FOB value (Thousand dollars)

| DESTINO / DESTINATION | 2009* | | 2008 | |
|--|---------------|----------------------------|---------------|----------------------------|
| | JUNIO JUNE | ENE. / JUN. JAN. / JUN. | JUNIO JUNE | ENE. / JUN. JAN. / JUN. |
| EMIRATOS ÁRABES UNIDOS/UNITED ARAB EMIRATES | 33 | 84 | | 649 |
| CARNE OVINA / OVINE MEAT | | 52 | | 332 |
| CARNE DE AVE / POULTRY MEAT | 33 | 33 | | 318 |
| ESPAÑA/SPAIN | 2.176 | 20.397 | 6.460 | 37.446 |
| CARNE BOVINA / BEEF | 1.923 | 18.093 | 5.622 | 32.610 |
| CARNE OVINA / OVINE MEAT | 26 | 29 | 15 | 57 |
| MENUDENCIAS / OFFALS | 227 | 907 | 510 | 3.443 |
| SUBPRODUCTO PRIMARIO PARA USO INDUSTRIAL / PRIMARY BYPRODUCT FOR INDUSTRIAL USE | | 133 | 16 | 80 |
| SUBPRODUCTO INDUSTRIALIZADO / INDUSTRIALIZED BYPRODUCT | | 1.234 | 297 | 1.249 |
| PRODUCTO CÁRNICO PARA ALIMENTACION ANIMAL / MEAT PRODUCT FOR ANIMAL FODDAGE | | | | 8 |
| ESTADOS UNIDOS/UNITED STATES | 8.678 | 51.329 | 6.772 | 41.822 |
| CARNE BOVINA / BEEF | 8.635 | 50.622 | 6.648 | 41.432 |
| CARNE EQUINA / HORSE MEAT | | 11 | 6 | 8 |
| MENUDENCIAS / OFFALS | 5 | 21 | 5 | 11 |
| SUBPRODUCTO PRIMARIO PARA USO INDUSTRIAL / PRIMARY BYPRODUCT FOR INDUSTRIAL USE | | 9 | 10 | 19 |
| SUBPRODUCTO INDUSTRIALIZADO / INDUSTRIALIZED BYPRODUCT | | 459 | | 47 |
| PRODUCTO CÁRNICO PARA ALIMENTACION ANIMAL / MEAT PRODUCT FOR ANIMAL FODDAGE | 38 | 208 | 103 | 306 |
| ESTONIA/ESTONIA | 99 | 495 | 113 | 362 |
| CARNE BOVINA / BEEF | 99 | 495 | 113 | 362 |
| FEDERACION RUSA/RUSSIAN FEDERATION | 20.599 | 68.190 | 41.926 | 197.070 |
| CARNE BOVINA / BEEF | 18.449 | 61.198 | 39.873 | 186.223 |
| CARNE OVINA / OVINE MEAT | 238 | 421 | | |
| CARNE EQUINA / HORSE MEAT | 1.136 | 3.552 | 774 | 4.748 |
| CARNE PORCINA / PORK | | | | 103 |
| CARNE DE AVE / POULTRY MEAT | | 30 | 97 | 97 |
| MENUDENCIAS / OFFALS | 777 | 2.887 | 1.183 | 5.897 |
| SUBPRODUCTO INDUSTRIALIZADO / INDUSTRIALIZED BYPRODUCT | | 102 | | |
| FILIPINAS/PHILIPPINES | | 17 | | |
| SUBPRODUCTO INDUSTRIALIZADO / INDUSTRIALIZED BYPRODUCT | | 17 | | |
| FINLANDIA/FINLAND | 456 | 1.944 | 1.109 | 2.523 |
| CARNE BOVINA / BEEF | 456 | 1.943 | 1.109 | 2.523 |
| CARNE EQUINA / HORSE MEAT | | (.) | | |



EXPORTACIÓN
EXPORTS



PRECIOS
PRICES



FAENA
SLAUGHTER



INDICE
INDEX

EXPORTACIONES POR DESTINO - TOTAL DEL SECTOR CÁRNICO

BY DESTINATION - TOTAL MEAT EXPORTS

2008 - 2009

Importe FOB (Miles de dólares)
FOB value (Thousand dollars)

| DESTINO / DESTINATION | 2009* | | 2008 | |
|--|---------------|----------------------------|---------------|----------------------------|
| | JUNIO JUNE | ENE. / JUN. JAN. / JUN. | JUNIO JUNE | ENE. / JUN. JAN. / JUN. |
| FRANCIA/FRANCE | 1.651 | 10.786 | 1.429 | 12.083 |
| CARNE BOVINA / BEEF | 428 | 3.591 | 1.044 | 6.589 |
| CARNE OVINA / OVINE MEAT | 347 | 2.734 | 187 | 2.953 |
| CARNE EQUINA / HORSE MEAT | 708 | 3.271 | 64 | 888 |
| MENUDENCIAS / OFFALS | 105 | 348 | 119 | 553 |
| SUBPRODUCTO RESIDUAL COMESTIBLE / REMAINING EDIBLE BYPRODUCT | | | | 6 |
| SUBPRODUCTO PRIMARIO PARA USO INDUSTRIAL / PRIMARY BYPRODUCT FOR INDUSTRIAL USE | | 49 | 15 | 90 |
| SUBPRODUCTO INDUSTRIALIZADO / INDUSTRIALIZED BYPRODUCT | 63 | 793 | | 1.005 |
| GABÓN/GABON | | 402 | 182 | 744 |
| CARNE BOVINA / BEEF | | 55 | | |
| CARNE OVINA / OVINE MEAT | | 287 | | 243 |
| CARNE DE AVE / POULTRY MEAT | | 35 | | |
| MENUDENCIAS / OFFALS | | 25 | 182 | 502 |
| GAMBIA/GAMBIA | 20 | 105 | | |
| CARNE DE AVE / POULTRY MEAT | 20 | 105 | | |
| GEORGIA/GEORGIA | | | | 43 |
| CARNE DE AVE / POULTRY MEAT | | | | 43 |
| GHANA/GHANA | | 106 | | 80 |
| CARNE OVINA / OVINE MEAT | | 34 | | 35 |
| CARNE DE AVE / POULTRY MEAT | | 72 | | |
| MENUDENCIAS / OFFALS | | | | 45 |
| GRANADA/GRENADA | | 58 | | |
| CARNE BOVINA / BEEF | | 40 | | |
| MENUDENCIAS / OFFALS | | 19 | | |
| GRECIA/GREECE | 78 | 480 | | 125 |
| CARNE BOVINA / BEEF | 78 | 480 | | 125 |
| GUINEA ECUATORIAL/EQUATORIAL GUINEA | | 195 | | 91 |
| CARNE BOVINA / BEEF | | 14 | | 51 |
| CARNE OVINA / OVINE MEAT | | 45 | | |
| CARNE PORCINA / PORK | | 32 | | 21 |
| CARNE DE AVE / POULTRY MEAT | | 63 | | |
| MENUDENCIAS / OFFALS | | 29 | | 16 |
| SUBPRODUCTO RESIDUAL COMESTIBLE / REMAINING EDIBLE BYPRODUCT | | 5 | | 4 |



EXPORTACIONES POR DESTINO - TOTAL DEL SECTOR CÁRNICO

BY DESTINATION - TOTAL MEAT EXPORTS

2008 - 2009

Importe FOB (Miles de dólares)
FOB value (Thousand dollars)

| DESTINO / DESTINATION | 2009* | | 2008 | |
|--|---------------|----------------------------|---------------|----------------------------|
| | JUNIO JUNE | ENE. / JUN. JAN. / JUN. | JUNIO JUNE | ENE. / JUN. JAN. / JUN. |
| SUBPRODUCTO PRIMARIO PARA USO INDUSTRIAL / PRIMARY BYPRODUCT FOR INDUSTRIAL USE | | 8 | | |
| GUINEA/GUINEA | | | 61 | 61 |
| MENUDENCIAS / OFFALS | | | 61 | 61 |
| HONG KONG/HONG KONG | 3.386 | 26.489 | 2.022 | 15.509 |
| CARNE BOVINA / BEEF | 1.122 | 10.243 | 340 | 6.766 |
| CARNE OVINA / OVINE MEAT | | 276 | | 53 |
| CARNE DE AVE / POULTRY MEAT | | | 26 | 48 |
| MENUDENCIAS / OFFALS | 2.197 | 14.592 | 1.335 | 6.841 |
| SUBPRODUCTO RESIDUAL COMESTIBLE / REMAINING EDIBLE BYPRODUCT | 67 | 221 | 57 | 258 |
| SUBPRODUCTO PRIMARIO PARA USO INDUSTRIAL / PRIMARY BYPRODUCT FOR INDUSTRIAL USE | | 1.157 | 263 | 1.543 |
| IRAQ/IRAQ | 84 | 84 | | 169 |
| CARNE DE AVE / POULTRY MEAT | 84 | 84 | | 169 |
| IRLANDA/IRELAND | 733 | 6.095 | 624 | 6.345 |
| CARNE BOVINA / BEEF | 733 | 6.080 | 624 | 6.339 |
| MENUDENCIAS / OFFALS | | 1 | | |
| SUBPRODUCTO PRIMARIO PARA USO INDUSTRIAL / PRIMARY BYPRODUCT FOR INDUSTRIAL USE | | 14 | | 7 |
| ISLA MADEIRA/ISLA MADEIRA | 132 | 290 | 100 | 1.166 |
| CARNE BOVINA / BEEF | 130 | 280 | 100 | 1.166 |
| MENUDENCIAS / OFFALS | 3 | 10 | | |
| ISLAS CANARIAS/CANARY ISLANDS | 1.626 | 14.000 | 6.416 | 22.576 |
| CARNE BOVINA / BEEF | 1.626 | 13.958 | 6.350 | 22.406 |
| MENUDENCIAS / OFFALS | | 42 | 67 | 170 |
| ISLAS MALVINAS/FALKLAND ISLANDS (MALVINAS) | | 9 | | 24 |
| CARNE BOVINA / BEEF | | 9 | | 24 |
| ISRAEL/ISRAEL | 5.460 | 23.355 | 3.448 | 26.962 |
| CARNE BOVINA / BEEF | 5.263 | 22.665 | 3.306 | 25.884 |
| MENUDENCIAS / OFFALS | 157 | 427 | 114 | 840 |
| SUBPRODUCTO RESIDUAL COMESTIBLE / REMAINING EDIBLE BYPRODUCT | 41 | 253 | 24 | 180 |
| SUBPRODUCTO PRIMARIO PARA USO INDUSTRIAL / PRIMARY BYPRODUCT FOR INDUSTRIAL USE | | 11 | 4 | 58 |



EXPORTACIÓN
EXPORTS



PRECIOS
PRICES



FAENA
SLAUGHTER



INDICE
INDEX

EXPORTACIONES POR DESTINO - TOTAL DEL SECTOR CÁRNICO

BY DESTINATION - TOTAL MEAT EXPORTS

2008 - 2009

Importe FOB (Miles de dólares)
FOB value (Thousand dollars)

| DESTINO / DESTINATION | 2009* | | 2008 | |
|--|---------------|----------------------------|---------------|----------------------------|
| | JUNIO JUNE | ENE. / JUN. JAN. / JUN. | JUNIO JUNE | ENE. / JUN. JAN. / JUN. |
| ITALIA/ITALY | 5.144 | 44.520 | 10.385 | 51.438 |
| CARNE BOVINA / BEEF | 3.789 | 38.312 | 8.788 | 42.208 |
| CARNE OVINA / OVINE MEAT | 397 | 1.234 | 145 | 627 |
| CARNE EQUINA / HORSE MEAT | 108 | 736 | 152 | 913 |
| MENUDENCIAS / OFFALS | 127 | 159 | 972 | 4.299 |
| SUBPRODUCTO RESIDUAL COMESTIBLE / REMAINING EDIBLE BYPRODUCT | | 8 | | |
| SUBPRODUCTO INDUSTRIALIZADO / INDUSTRIALIZED BYPRODUCT | 550 | 3.099 | 252 | 2.898 |
| PRODUCTO CÁRNICO PARA ALIMENTACION ANIMAL / MEAT PRODUCT FOR ANIMAL FODDAGE | 172 | 971 | 76 | 494 |
| JAMAICA/JAMAICA | | | | 75 |
| CARNE BOVINA / BEEF | | | | 75 |
| JAPÓN/JAPAN | 29 | 29 | 30 | 42 |
| CARNE EQUINA / HORSE MEAT | 14 | 14 | | |
| MENUDENCIAS / OFFALS | 15 | 15 | 30 | 30 |
| SUBPRODUCTO PRIMARIO PARA USO INDUSTRIAL / PRIMARY BYPRODUCT FOR INDUSTRIAL USE | | | | 12 |
| JORDANIA/JORDAN | 753 | 5.991 | 147 | 1.160 |
| CARNE BOVINA / BEEF | 140 | 326 | | 76 |
| CARNE OVINA / OVINE MEAT | 594 | 5.616 | 147 | 1.060 |
| MENUDENCIAS / OFFALS | | 16 | | |
| SUBPRODUCTO RESIDUAL COMESTIBLE / REMAINING EDIBLE BYPRODUCT | 19 | 33 | | 24 |
| KUWAIT/KUWAIT | 109 | 1.031 | | 203 |
| CARNE BOVINA / BEEF | 20 | 95 | | |
| CARNE OVINA / OVINE MEAT | 89 | 936 | | 203 |
| LIBIA/LIBYAN ARAB JAMAHIRIYA | | 757 | 974 | 3.050 |
| CARNE BOVINA / BEEF | | 254 | 98 | 98 |
| CARNE OVINA / OVINE MEAT | | 503 | 877 | 2.953 |
| LÍBANO/LEBANON | 430 | 1.112 | | |
| CARNE BOVINA / BEEF | 430 | 1.091 | | |
| CARNE OVINA / OVINE MEAT | | 21 | | |
| MACEDONIA/MACEDONIA, THE FORMER YUGOSLAV REPUBLIC OF | | 149 | | 130 |
| CARNE BOVINA / BEEF | | 149 | | 130 |



EXPORTACIONES POR DESTINO - TOTAL DEL SECTOR CÁRNICO

BY DESTINATION - TOTAL MEAT EXPORTS

2008 - 2009

Importe FOB (Miles de dólares)

FOB value (Thousand dollars)

| DESTINO / DESTINATION | 2009* | | 2008 | |
|--|---------------|----------------------------|---------------|----------------------------|
| | JUNIO JUNE | ENE. / JUN. JAN. / JUN. | JUNIO JUNE | ENE. / JUN. JAN. / JUN. |
| MALASIA/MALAYSIA | 1.141 | 4.583 | 368 | 7.400 |
| CARNE BOVINA / BEEF | 1.141 | 4.552 | 355 | 7.387 |
| CARNE OVINA / OVINE MEAT | | (.) | | |
| MENUDENCIAS / OFFALS | | 14 | 13 | 13 |
| SUBPRODUCTO RESIDUAL COMESTIBLE / REMAINING EDIBLE BYPRODUCT | | 17 | | |
| MALTA/MALTA | 85 | 261 | | |
| CARNE BOVINA / BEEF | 85 | 261 | | |
| MARRUECOS/MOROCCO | | | | 250 |
| CARNE BOVINA / BEEF | | | | 250 |
| MAURITANIA/MAURITANIA | | 48 | | |
| CARNE DE AVE / POULTRY MEAT | | 48 | | |
| MÉXICO/MEXICO | 562 | 2.459 | 322 | 2.560 |
| CARNE BOVINA / BEEF | 562 | 2.459 | 322 | 2.560 |
| NAMIBIA/NAMIBIA | | 21 | | |
| MENUDENCIAS / OFFALS | | 21 | | |
| NIGERIA/NIGERIA | 3.538 | 5.990 | | 7.038 |
| SUBPRODUCTO PRIMARIO PARA USO INDUSTRIAL / PRIMARY BYPRODUCT FOR INDUSTRIAL USE | 3.538 | 5.990 | | 7.038 |
| NORUEGA/NORWAY | 713 | 2.809 | 1.390 | 4.934 |
| CARNE BOVINA / BEEF | 680 | 1.987 | 1.028 | 4.124 |
| CARNE OVINA / OVINE MEAT | 33 | 822 | 362 | 810 |
| OMÁN/OMAN | 237 | 586 | | |
| CARNE DE AVE / POULTRY MEAT | 237 | 586 | | |
| PAKISTÁN/PAKISTAN | 1.882 | 3.680 | 102 | 5.172 |
| SUBPRODUCTO PRIMARIO PARA USO INDUSTRIAL / PRIMARY BYPRODUCT FOR INDUSTRIAL USE | 1.813 | 3.521 | | 4.807 |
| SUBPRODUCTO INDUSTRIALIZADO / INDUSTRIALIZED BYPRODUCT | 69 | 159 | 102 | 365 |
| PARAGUAY/PARAGUAY | | 22 | | 3 |
| SUBPRODUCTO PRIMARIO PARA USO INDUSTRIAL / PRIMARY BYPRODUCT FOR INDUSTRIAL USE | | 22 | | |
| SUBPRODUCTO INDUSTRIALIZADO / INDUSTRIALIZED BYPRODUCT | | | | 3 |



EXPORTACIÓN
EXPORTS



PRECIOS
PRICES



FAENA
SLAUGHTER



INDICE
INDEX

EXPORTACIONES POR DESTINO - TOTAL DEL SECTOR CÁRNICO

BY DESTINATION - TOTAL MEAT EXPORTS

2008 - 2009

Importe FOB (Miles de dólares)
FOB value (Thousand dollars)

| DESTINO / DESTINATION | 2009* | | 2008 | |
|--|---------------|----------------------------|---------------|----------------------------|
| | JUNIO JUNE | ENE. / JUN. JAN. / JUN. | JUNIO JUNE | ENE. / JUN. JAN. / JUN. |
| PAÍSES BAJOS/NETHERLANDS | 5.753 | 42.648 | 10.343 | 69.761 |
| CARNE BOVINA / BEEF | 5.492 | 39.544 | 9.877 | 66.082 |
| CARNE OVINA / OVINE MEAT | 144 | 1.151 | 232 | 1.967 |
| CARNE EQUINA / HORSE MEAT | | 1.085 | 164 | 898 |
| MENUDENCIAS / OFFALS | 8 | 132 | | 28 |
| SUBPRODUCTO PRIMARIO PARA USO INDUSTRIAL / PRIMARY BYPRODUCT FOR INDUSTRIAL USE | 109 | 474 | 69 | 380 |
| SUBPRODUCTO INDUSTRIALIZADO / INDUSTRIALIZED BYPRODUCT | | 262 | | 405 |
| PERÚ/PERU | 50 | 492 | 109 | 602 |
| CARNE BOVINA / BEEF | 33 | 200 | 21 | 194 |
| MENUDENCIAS / OFFALS | 17 | 189 | 78 | 335 |
| SUBPRODUCTO RESIDUAL COMESTIBLE / REMAINING EDIBLE BYPRODUCT | | 27 | 11 | 50 |
| SUBPRODUCTO INDUSTRIALIZADO / INDUSTRIALIZED BYPRODUCT | | 77 | | 24 |
| POLINESIA FRANCESA/FRENCH POLYNESIA | 229 | 1.609 | 755 | 3.698 |
| CARNE BOVINA / BEEF | 229 | 1.473 | 731 | 3.447 |
| CARNE OVINA / OVINE MEAT | | 136 | 24 | 251 |
| POLONIA/POLAND | | 191 | | 1.460 |
| MENUDENCIAS / OFFALS | | 167 | | 1.419 |
| SUBPRODUCTO RESIDUAL COMESTIBLE / REMAINING EDIBLE BYPRODUCT | | 24 | | 41 |
| PORTUGAL/PORTUGAL | 963 | 3.532 | 1.954 | 8.518 |
| CARNE BOVINA / BEEF | 963 | 3.532 | 1.879 | 8.199 |
| CARNE OVINA / OVINE MEAT | | | | 22 |
| MENUDENCIAS / OFFALS | | | 75 | 296 |
| PROVEEDURÍA MARÍTIMA/SHIP CHANDLER | 45 | 319 | 328 | 2.545 |
| CARNE BOVINA / BEEF | 45 | 239 | 328 | 2.483 |
| CARNE OVINA / OVINE MEAT | | 67 | | 62 |
| MENUDENCIAS / OFFALS | | 13 | | |
| QATAR/QATAR | 214 | 270 | | |
| CARNE OVINA / OVINE MEAT | 214 | 270 | | |
| REINO UNIDO/UNITED KINGDOM | 9.413 | 49.488 | 7.412 | 77.718 |
| CARNE BOVINA / BEEF | 9.031 | 46.439 | 7.206 | 74.942 |
| CARNE OVINA / OVINE MEAT | 381 | 3.048 | 80 | 2.575 |
| MENUDENCIAS / OFFALS | | | | 53 |



EXPORTACIONES POR DESTINO - TOTAL DEL SECTOR CÁRNICO

BY DESTINATION - TOTAL MEAT EXPORTS

2008 - 2009

Importe FOB (Miles de dólares)
FOB value (Thousand dollars)

| DESTINO / DESTINATION | 2009* | | 2008 | |
|--|---------------|----------------------------|---------------|----------------------------|
| | JUNIO JUNE | ENE. / JUN. JAN. / JUN. | JUNIO JUNE | ENE. / JUN. JAN. / JUN. |
| SUBPRODUCTO PRIMARIO PARA USO INDUSTRIAL / PRIMARY BYPRODUCT FOR INDUSTRIAL USE | | | | 21 |
| SUBPRODUCTO INDUSTRIALIZADO / INDUSTRIALIZED BYPRODUCT | | | 125 | 125 |
| REPÚBLICA CHECA/CZECH REPUBLIC | 60 | 243 | 182 | 919 |
| CARNE BOVINA / BEEF | 60 | 243 | 182 | 919 |
| REPÚBLICA DEL CONGO/CONGO | 79 | 416 | 72 | 220 |
| CARNE DE AVE / POULTRY MEAT | 59 | 232 | | |
| MENUDENCIAS / OFFALS | 20 | 184 | 72 | 220 |
| REPÚBLICA DOMINICANA/DOMINICAN REPUBLIC | | 10 | | |
| CARNE BOVINA / BEEF | | 10 | | |
| REPÚBLICA POPULAR CHINA/CHINA | 3.413 | 16.263 | 1.507 | 9.058 |
| CARNE BOVINA / BEEF | 1.587 | 6.346 | 8 | 1.972 |
| CARNE OVINA / OVINE MEAT | 236 | 1.427 | | 185 |
| MENUDENCIAS / OFFALS | 178 | 1.214 | 242 | 808 |
| SUBPRODUCTO RESIDUAL COMESTIBLE / REMAINING EDIBLE BYPRODUCT | 1 | 95 | 9 | 122 |
| SUBPRODUCTO PRIMARIO PARA USO INDUSTRIAL / PRIMARY BYPRODUCT FOR INDUSTRIAL USE | | 147 | 65 | 452 |
| SUBPRODUCTO INDUSTRIALIZADO / INDUSTRIALIZED BYPRODUCT | 1.409 | 7.035 | 1.183 | 5.518 |
| RUMANIA/ROMANIA | | 112 | 204 | 1.156 |
| MENUDENCIAS / OFFALS | | | | 145 |
| SUBPRODUCTO INDUSTRIALIZADO / INDUSTRIALIZED BYPRODUCT | | 112 | 204 | 1.011 |
| SENEGAL/SENEGAL | 1 | 5 | 12 | 12 |
| CARNE BOVINA / BEEF | | 2 | 12 | 12 |
| CARNE OVINA / OVINE MEAT | 1 | 4 | (.) | (.) |
| SEYCHELLES/SEYCHELLES | | 45 | | |
| CARNE OVINA / OVINE MEAT | | 45 | | |
| SINGAPUR/SINGAPORE | 1.077 | 3.763 | | 973 |
| CARNE BOVINA / BEEF | 1.077 | 3.763 | | 973 |
| SUDÁFRICA/SOUTH AFRICA | 600 | 3.887 | 336 | 5.083 |
| CARNE BOVINA / BEEF | 510 | 3.545 | 220 | 4.718 |
| SUBPRODUCTO RESIDUAL COMESTIBLE / REMAINING EDIBLE BYPRODUCT | 73 | 305 | 99 | 307 |



EXPORTACIÓN
EXPORTS



PRECIOS
PRICES



FAENA
SLAUGHTER



INDICE
INDEX

EXPORTACIONES POR DESTINO - TOTAL DEL SECTOR CÁRNICO

BY DESTINATION - TOTAL MEAT EXPORTS

2008 - 2009

Importe FOB (Miles de dólares)
FOB value (Thousand dollars)

| DESTINO / DESTINATION | 2009* | | 2008 | |
|--|---------------|----------------------------|---------------|----------------------------|
| | JUNIO JUNE | ENE. / JUN. JAN. / JUN. | JUNIO JUNE | ENE. / JUN. JAN. / JUN. |
| SUBPRODUCTO PRIMARIO PARA USO INDUSTRIAL / PRIMARY BYPRODUCT FOR INDUSTRIAL USE | 18 | 29 | 17 | 48 |
| SUBPRODUCTO INDUSTRIALIZADO / INDUSTRIALIZED BYPRODUCT | | 7 | | 9 |
| SUECIA/SWEDEN | 1.525 | 12.095 | 2.631 | 12.046 |
| CARNE BOVINA / BEEF | 1.525 | 11.580 | 2.631 | 12.043 |
| CARNE OVINA / OVINE MEAT | | 515 | | |
| SUBPRODUCTO RESIDUAL COMESTIBLE / REMAINING EDIBLE BYPRODUCT | | | | 4 |
| SUIZA/SWITZERLAND | 801 | 3.724 | 1.877 | 7.628 |
| CARNE BOVINA / BEEF | 796 | 3.719 | 1.872 | 7.564 |
| CARNE EQUINA / HORSE MEAT | 5 | 5 | | 6 |
| SUBPRODUCTO PRIMARIO PARA USO INDUSTRIAL / PRIMARY BYPRODUCT FOR INDUSTRIAL USE | | | 5 | 58 |
| SUBPRODUCTO INDUSTRIALIZADO / INDUSTRIALIZED BYPRODUCT | | | | 1 |
| SURINAM/SURINAME | | | | 77 |
| CARNE BOVINA / BEEF | | | | 77 |
| TAILANDIA/THAILAND | | 82 | 29 | 369 |
| SUBPRODUCTO INDUSTRIALIZADO / INDUSTRIALIZED BYPRODUCT | | 82 | 29 | 369 |
| TRINIDAD Y TOBAGO/TRINIDAD AND TOBAGO | 383 | 2.988 | 247 | 2.726 |
| CARNE BOVINA / BEEF | 383 | 2.920 | 247 | 2.655 |
| CARNE OVINA / OVINE MEAT | | 69 | | 71 |
| TURQUÍA/TURKEY | 100 | 586 | 20 | 250 |
| CARNE BOVINA / BEEF | 77 | 236 | | |
| CARNE OVINA / OVINE MEAT | | 273 | | 81 |
| CARNE DE AVE / POULTRY MEAT | | | | 128 |
| MENUDENCIAS / OFFALS | 12 | 56 | | |
| SUBPRODUCTO RESIDUAL COMESTIBLE / REMAINING EDIBLE BYPRODUCT | 11 | 21 | 20 | 42 |
| TÚNEZ/TUNISIA | 418 | 658 | | 142 |
| CARNE BOVINA / BEEF | 363 | 603 | | 142 |
| CARNE OVINA / OVINE MEAT | 55 | 55 | | |
| VENEZUELA/VENEZUELA | 1.512 | 19.055 | 1.110 | 2.811 |
| CARNE BOVINA / BEEF | 1.512 | 18.386 | | 1.701 |
| CARNE DE AVE / POULTRY MEAT | | 669 | 1.110 | 1.110 |



EXPORTACIONES POR DESTINO - TOTAL DEL SECTOR CÁRNICO

BY DESTINATION - TOTAL MEAT EXPORTS

2008 - 2009

Importe FOB (Miles de dólares)
FOB value (Thousand dollars)

| DESTINO / DESTINATION | 2009* | | 2008 | |
|--|----------------|----------------------------|----------------|----------------------------|
| | JUNIO JUNE | ENE. / JUN. JAN. / JUN. | JUNIO JUNE | ENE. / JUN. JAN. / JUN. |
| VIETNAM/VIET NAM | 300 | 3.038 | 46 | 3.024 |
| CARNE BOVINA / BEEF | | 720 | | |
| CARNE OVINA / OVINE MEAT | | 635 | | 37 |
| CARNE DE AVE / POULTRY MEAT | | 29 | | |
| MENUDENCIAS / OFFALS | | 695 | | 424 |
| SUBPRODUCTO RESIDUAL COMESTIBLE / REMAINING EDIBLE BYPRODUCT | 115 | 364 | | 224 |
| SUBPRODUCTO PRIMARIO PARA USO INDUSTRIAL / PRIMARY BYPRODUCT FOR INDUSTRIAL USE | | 46 | | 33 |
| SUBPRODUCTO INDUSTRIALIZADO / INDUSTRIALIZED BYPRODUCT | 185 | 549 | 46 | 2.307 |
| YEMEN/YEMEN | | 215 | | |
| CARNE DE AVE / POULTRY MEAT | | 215 | | |
| ZONA FRANCA LIBERTAD | 453 | 958 | | |
| CARNE BOVINA / BEEF | 453 | 958 | | |
| ZONA FRANCA MONTEVIDEO/ZONA FRANCA MONTEVIDEO | | 47 | | |
| CARNE BOVINA / BEEF | | 47 | | |
| ZONA NEUTRAL PALESTINA/PALESTINIAN NEUTRAL ZONE | 97 | 243 | 237 | 577 |
| CARNE BOVINA / BEEF | | | 219 | 407 |
| CARNE OVINA / OVINE MEAT | 14 | 14 | | 23 |
| MENUDENCIAS / OFFALS | 83 | 229 | 18 | 146 |
| TOTAL | 104.372 | 574.873 | 150.625 | 814.413 |



EXPORTACIÓN
EXPORTS



PRECIOS
PRICES



FAENA
SLAUGHTER



INDICE
INDEX

EXPORTACIONES DE CARNE BOVINA POR DESTINO

BEEF EXPORTS BY DESTINATION

ENERO - JUNIO / JANUARY - JUNE 2009

| PRINCIPALES DESTINOS MAIN DESTINATIONS | TONS. PESO CANAL CARC. WEIGHT TONS. | | MILES DE DÓLARES THOUSAND DOLLARS | |
|---|--|---------------|--------------------------------------|---------------|
| | | % | | % |
| UNION EUROPEA / EUROPEAN UNION | 54.061 | 28,75 | 196.280 | 42,24 |
| NAFTA / NAFTA | 30.098 | 16,01 | 65.851 | 14,17 |
| FEDERACION RUSA / RUSSIAN FEDERATION | 39.550 | 21,04 | 61.198 | 13,17 |
| ISRAEL / ISRAEL | 9.061 | 4,82 | 22.665 | 4,88 |
| MERCOSUR / MERCOSUR | 9.048 | 4,81 | 22.428 | 4,83 |
| VENEZUELA / VENEZUELA | 7.809 | 4,15 | 18.386 | 3,96 |
| ISLAS CANARIAS / CANARY ISLANDS | 3.604 | 1,92 | 13.958 | 3,00 |
| HONG KONG / HONG KONG | 5.444 | 2,90 | 10.243 | 2,20 |
| OTROS/OTHER | 29.335 | 15,60 | 53.646 | 11,55 |
| TOTAL | 188.010 | 100,00 | 464.655 | 100,00 |

| * UNIÓN EUROPEA / EUROPEAN UNION | TONS. PESO CANAL CARC. WEIGHT TONS. | | MILES DE DÓLARES THOUSAND DOLLARS | |
|----------------------------------|--|---------------|--------------------------------------|---------------|
| | | % | | % |
| REINO UNIDO/UNITED KINGDOM | 18.260 | 33,78 | 46.439 | 23,66 |
| PAISES BAJOS/NETHERLANDS | 9.399 | 17,39 | 39.544 | 20,15 |
| ITALIA/ITALY | 8.642 | 15,99 | 38.312 | 19,52 |
| ALEMANIA/GERMANY | 4.119 | 7,62 | 22.866 | 11,65 |
| OTROS/OTHER | 13.641 | 25,23 | 49.119 | 25,02 |
| TOTAL | 54.061 | 100,00 | 196.280 | 100,00 |

| ** NAFTA / NAFTA | TONS. PESO CANAL CARC. WEIGHT TONS. | | MILES DE DÓLARES THOUSAND DOLLARS | |
|--------------------------------|--|---------------|--------------------------------------|---------------|
| | | % | | % |
| ESTADOS UNIDOS / UNITED STATES | 20.712 | 68,82 | 50.622 | 76,87 |
| CANADÁ / CANADA | 8.298 | 27,57 | 12.770 | 19,39 |
| MÉXICO / MEXICO | 1.088 | 3,61 | 2.459 | 3,73 |
| TOTAL | 30.098 | 100,00 | 65.851 | 100,00 |

| *** MERCOSUR / MERCOSUR | TONS. PESO CANAL CARC. WEIGHT TONS. | | MILES DE DÓLARES THOUSAND DOLLARS | |
|-------------------------|--|---------------|--------------------------------------|---------------|
| | | % | | % |
| BRASIL / BRAZIL | 4.371 | 48,31 | 12.485 | 55,67 |
| CHILE / CHILE | 4.085 | 45,15 | 8.827 | 39,36 |
| ARGENTINA / ARGENTINA | 592 | 6,54 | 1.116 | 4,98 |
| TOTAL | 9.048 | 100,00 | 22.428 | 100,00 |

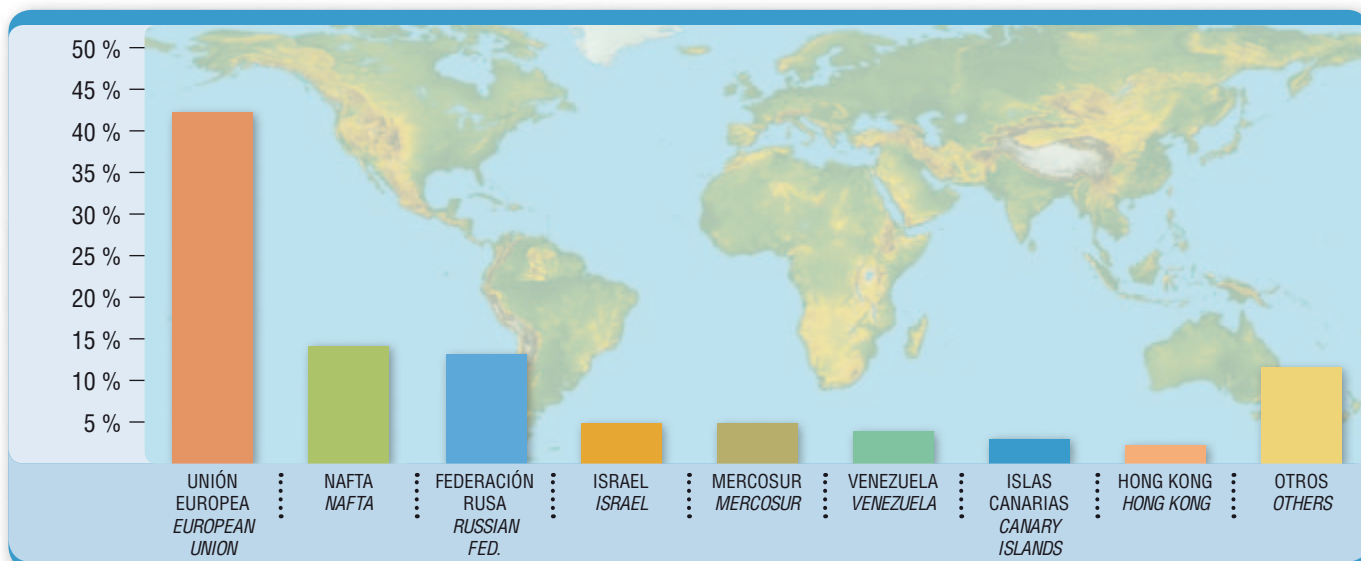


EXPORTACIONES DE CARNE BOVINA POR DESTINO

BEEF EXPORTS BY DESTINATION

ENERO - JUNIO / JANUARY - JUNE 2009

Participación porcentual sobre importes en dólares / Percentage in dollars



* UNIÓN EUROPEA / EUROPEAN UNION

| | |
|------------------------------|---------|
| REINO UNIDO / UNITED KINGDOM | 23,66 % |
| PAÍSES BAJOS / NETHERLANDS | 20,15 % |
| ITALIA / ITALY | 19,52 % |
| ALEMANIA / GERMANY | 11,65 % |
| OTROS / OTHER | 25,02 % |

** NAFTA / NAFTA

| | |
|--------------------------------|---------|
| ESTADOS UNIDOS / UNITED STATES | 76,87 % |
| CANADÁ | 19,39 % |
| MEXICO | 3,73 % |

*** MERCOSUR / MERCOSUR

| | |
|-----------------|---------|
| BRASIL / BRAZIL | 55,67 % |
| CHILE / CHILE | 39,36 % |
| ARGENTINA | 4,98 % |



EXPORTACIÓN
EXPORTS



PRECIOS
PRICES



FAENA
SLAUGHTER



INDICE
INDEX

EXPORTACIONES POR DESTINO - CARNE BOVINA

EXPORTS BY DESTINATION - BEEF

Volumen (Toneladas peso embarque)

JUNIO * / JUNE * 2009

Quantity (Tons shipped weight)



| PRODUCTO / PRODUCT | FEDERACIÓN RUSA RUSSIAN FED. | REINO UNIDO UNITED KINGDOM | ESTADOS UNIDOS UNITED STATES | ISRAEL ISRAEL | ARGELIA ALGERIA | PAÍSES BAJOS NETHER- LANDS |
|---|---------------------------------------|-------------------------------------|---------------------------------------|------------------|--------------------|-------------------------------------|
| 1 REFRIGERADA / REFRIGERATED | 7.353,4 | 1.535,7 | 2.247,9 | 1.405,1 | 821,2 | 752,8 |
| 2 CONGELADA/FROZEN | 7.353,4 | 1.216,5 | 1.995,1 | 1.405,1 | 821,2 | 488,9 |
| 3 Cuarto o corte del delantero con hueso <i>Bonein forequarter or forequarter cut</i> | | | | | | |
| 4 Cuarto o corte del trasero con hueso <i>Bonein hindquarter or hindquarter cut</i> | | | | | | |
| 5 Cuarto o corte del delantero sin hueso <i>Boneless forequarter or forequarter cut</i> | 3.291,4 | 407,9 | 970,1 | 1.405,1 | 591,6 | 73,6 |
| 6 Cuarto o corte del trasero sin hueso <i>Boneless hindquarter or hindquarter cut</i> | 1.139,1 | 619,5 | 481,3 | | 94,8 | 385,0 |
| 7 Canal, media canal, cuarto compensado, cuarto combinado sin hueso <i>Boneless carcass, side, compensated quarters, combined quarters</i> | 290,9 | 12,0 | 237,4 | | 134,8 | 28,3 |
| 8 Otras carnes sin hueso <i>Other boneless meats</i> | | 177,2 | 118,5 | | | |
| 9 Carnes chicas <i>Generic trimmings</i> | 2.632,0 | | 187,8 | | | 2,0 |
| 10 ENFRIADA/CHILLED | | 319,2 | 252,9 | | | 263,9 |
| 11 Cuarto o corte del delantero con hueso <i>Bonein forequarter or forequarter cut</i> | | | | | | |
| 12 Cuarto o corte del trasero con hueso <i>Bonein hindquarter or hindquarter cut</i> | | | | | | |
| 13 Canal, media canal, cuarto compensado, cuarto combinado con hueso <i>Bonein carcass, side, compensated quarters, combined quarters</i> | | | | | | |
| 14 Otras carnes con hueso <i>Other bonein meats</i> | | | | | | |
| 15 Cuarto o corte del delantero sin hueso <i>Boneless forequarter or forequarter cut</i> | | 34,0 | 117,4 | | | 30,5 |
| 16 Cuarto o corte del trasero sin hueso <i>Boneless hindquarter or hindquarter cut</i> | | 274,4 | 108,0 | | | 222,4 |
| 17 Canal, media canal, cuarto compensado, cuarto combinado sin hueso <i>Boneless carcass, side, compensated quarters, combined quarters</i> | | 10,8 | 27,3 | | | 11,0 |
| 18 Carnes chicas <i>Generic trimmings</i> | | | 0,2 | | | |
| 19 PRODUCTO CARNICO BOVINO / BEEF PRODUCT | | 532,1 | 107,3 | | | |
| 20 CONGELADO/FROZEN | | | 51,6 | | | |
| 21 Generico <i>Generic</i> | | | | | | |
| 22 Cuarto o corte del delantero sin hueso <i>Boneless forequarter or forequarter cut</i> | | | 51,6 | | | |
| 23 CONSERVA/PRESERVE | | 489,9 | | | | |
| 24 Generico <i>Generic</i> | | 489,9 | | | | |

EXPORTACIONES POR DESTINO - CARNE BOVINA

EXPORTS BY DESTINATION - BEEF

Volumen (Toneladas peso embarque)

JUNIO * / JUNE * 2009

Quantity (Tons shipped weight)



| BRASIL BRAZIL | REP. POP. CHINA CHINA | EGIPTO EGYPT | MALASIA MALAYSIA | ITALIA ITALY | ALEMANIA GERMANY | HONG KONG HONG KONG | VENEZUELA VENEZUELA | OTROS OTHERS | TOTAL | |
|------------------|-----------------------------|-----------------|---------------------|-----------------|---------------------|------------------------------|------------------------|-----------------|----------|----|
| 815,7 | 706,0 | 537,1 | 517,6 | 496,1 | 503,6 | 440,6 | 391,6 | 3.978,3 | 22.502,7 | 1 |
| 296,6 | 706,0 | 537,1 | 517,6 | 463,8 | 271,3 | 440,6 | 391,6 | 3.075,4 | 19.980,1 | 2 |
| 100,0 | 42,3 | | | | | | | 0,3 | 142,6 | 3 |
| 0,3 | | | | | | | | 2,5 | 2,8 | 4 |
| 55,5 | 103,0 | 537,1 | 155,5 | | | 100,8 | 32,7 | 537,3 | 8.261,7 | 5 |
| 118,7 | 154,7 | | | 437,8 | 271,3 | 229,5 | 92,3 | 1.618,4 | 5.642,3 | 6 |
| | 154,0 | | | | | 40,0 | 77,5 | 280,3 | 1.255,2 | 7 |
| | | | | | | 9,3 | 189,1 | 152,6 | 646,7 | 8 |
| 22,0 | 252,0 | | 362,0 | 26,0 | | 61,0 | | 484,0 | 4.028,8 | 9 |
| 519,2 | | | | 32,3 | 232,3 | | | 902,9 | 2.522,6 | 10 |
| 164,4 | | | | | | | | 17,6 | 182,0 | 11 |
| 5,1 | | | | | | | | | 5,1 | 12 |
| 121,0 | | | | | | | | | 121,0 | 13 |
| 11,5 | | | | | | | | 31,6 | 43,1 | 14 |
| 8,0 | | | | 1,6 | 9,7 | | | 103,3 | 304,5 | 15 |
| 164,1 | | | | 30,7 | 211,8 | | | 645,9 | 1.657,4 | 16 |
| 45,0 | | | | | 10,8 | | | 104,5 | 209,4 | 17 |
| | | | | | | | | | 0,2 | 18 |
| 22,0 | | | | 18,0 | | | | 30,0 | 709,4 | 19 |
| | | | | | | | | 25,2 | 76,8 | 20 |
| | | | | | | | | 25,2 | 25,2 | 21 |
| | | | | | | | | | 51,6 | 22 |
| 22,0 | | | | 18,0 | | | | | 529,8 | 23 |
| 22,0 | | | | 18,0 | | | | | 529,8 | 24 |

* Cifras primarias. / Preliminary data.

** Estimado / Estimated.



EXPORTACIÓN
EXPORTS



PRECIOS
PRICES



FAENA
SLAUGHTER



INDICE
INDEX

EXPORTACIONES POR DESTINO - CARNE BOVINA

EXPORTS BY DESTINATION - BEEF

JUNIO * / JUNE * 2009

Volumen (Toneladas peso embarque)

Quantity (Tons shipped weight)



| PRODUCTO / PRODUCT | FEDERACIÓN RUSA RUSSIAN FED. | REINO UNIDO UNITED KINGDOM | ESTADOS UNIDOS UNITED STATES | ISRAEL ISRAEL | ARGELIA ALGERIA | PAÍSES BAJOS NETHER- LANDS |
|---|---------------------------------------|-------------------------------------|---------------------------------------|------------------|--------------------|-------------------------------------|
| 25 HUMEDAD CONTROLADA/CONTROLLED MOISTURE | | 8,2 | 39,4 | | | |
| 26 Generico Generic | | 8,2 | 39,4 | | | |
| 27 COCIDO-CONGELADO/COOKED-FROZEN | | 34,1 | 16,3 | | | |
| 28 Generico Generic | | 34,1 | 16,3 | | | |
| TOTAL | 7.353,4 | 2.067,9 | 2.355,3 | 1.405,1 | 821,2 | 752,8 |
| Toneladas equiv. Peso canal ** Tons carcase weight equivalent ** | 10.900,9 | 3.790,5 | 3.639,0 | 2.118,6 | 1.245,0 | 1.077,6 |



EXPORTACIONES POR DESTINO - CARNE BOVINA

EXPORTS BY DESTINATION - BEEF

Volumen (Toneladas peso embarque)

JUNIO * / JUNE * 2009

Quantity (Tons shipped weight)



| BRASIL BRAZIL | REP. POP. CHINA CHINA | EGIPTO EGYPT | MALASIA MALAYSIA | ITALIA ITALY | ALEMANIA GERMANY | HONG KONG HONG KONG | VENEZUELA VENEZUELA | OTROS OTHERS | TOTAL | |
|------------------|-----------------------------|-----------------|---------------------|-----------------|---------------------|------------------------------|------------------------|-----------------|-----------------|-----------|
| | | | | | | | | | 47,6 | 25 |
| | | | | | | | | | 47,6 | 26 |
| | | | | | | | | 4,8 | 55,2 | 27 |
| | | | | | | | | 4,8 | 55,2 | 28 |
| 837,7 | 706,0 | 537,1 | 517,6 | 514,1 | 503,6 | 440,6 | 391,6 | 4.008,3 | 23.212,1 | |
| 1.052,9 | 1.008,3 | 811,1 | 762,9 | 758,0 | 716,1 | 637,3 | 565,8 | 5.770,2 | 34.854,1 | |

* Cifras primarias. / Preliminary data.

** Estimado / Estimated.



EXPORTACIÓN
EXPORTS



PRECIOS
PRICES



FAENA
SLAUGHTER



INDICE
INDEX

EXPORTACIONES POR DESTINO - CARNE BOVINA

EXPORTS BY DESTINATION - BEEF

Volumen (Toneladas peso embarque)

ENERO - JUNIO * / JANUARY - JUNE * 2009

Quantity (Tons shipped weight)



| PRODUCTO / PRODUCT | FEDERACIÓN RUSA RUSSIAN FED. | ESTADOS UNIDOS UNITED STATES | REINO UNIDO UNITED KINGDOM | PAISES BAJOS NETHERLANDS | ISRAEL ISRAEL | ITALIA ITALY |
|--|---------------------------------|---------------------------------|-------------------------------|-----------------------------|------------------|-----------------|
| 1 REFRIGERADA / REFRIGERATED | 26.822,5 | 12.161,2 | 9.231,3 | 6.456,7 | 6.005,4 | 5.802,6 |
| 2 CONGELADA/FROZEN | 26.822,5 | 10.211,2 | 7.646,6 | 4.739,9 | 6.005,4 | 5.456,4 |
| 3 Cuarto o corte del delantero con hueso <i>Bonein forequarter or forequarter cut</i> | | | | | | |
| 4 Cuarto o corte del trasero con hueso <i>Bonein hindquarter or hindquarter cut</i> | | | | | | |
| 5 Cuarto o corte del delantero sin hueso <i>Boneless forequarter or forequarter cut</i> | 9.981,0 | 4.990,7 | 3.462,9 | 1.630,7 | 5.971,7 | 114,7 |
| 6 Cuarto o corte del trasero sin hueso <i>Boneless hindquarter or hindquarter cut</i> | 2.650,8 | 2.761,7 | 3.662,0 | 2.584,6 | 24,6 | 5.104,7 |
| 7 Canal, media canal, cuarto compensado, cuarto combinado sin hueso <i>Boneless carcass, side, compensated quarters, combined quarters</i> | 1.110,3 | 863,2 | 86,4 | 418,2 | 9,1 | 210,9 |
| 8 Otras carnes sin hueso <i>Other boneless meats</i> | 107,0 | 603,9 | 435,4 | 104,4 | | |
| 9 Carnes chicas <i>Generic trimmings</i> | 12.973,3 | 991,7 | | 2,0 | | 26,0 |
| 10 ENFRIADA/CHILLED | | 1.950,0 | 1.584,7 | 1.716,8 | | 346,3 |
| 11 Cuarto o corte del delantero con hueso <i>Bonein forequarter or forequarter cut</i> | | | | | | |
| 12 Cuarto o corte del trasero con hueso <i>Bonein hindquarter or hindquarter cut</i> | | | | | | |
| 13 Canal, media canal, cuarto compensado, cuarto combinado con hueso <i>Bonein carcass, side, compensated quarters, combined quarters</i> | | | | | | |
| 14 Otras carnes con hueso <i>Other bonein meats</i> | | | | | | |
| 15 Cuarto o corte del delantero sin hueso <i>Boneless forequarter or forequarter cut</i> | | 459,6 | 202,0 | 215,0 | | 9,1 |
| 16 Cuarto o corte del trasero sin hueso <i>Boneless hindquarter or hindquarter cut</i> | | 557,0 | 1.371,9 | 1.441,3 | | 337,2 |
| 17 Canal, media canal, cuarto compensado, cuarto combinado sin hueso <i>Boneless carcass, side, compensated quarters, combined quarters</i> | | 932,8 | 10,8 | 60,5 | | |
| 18 Otras carnes sin hueso <i>Other boneless meats</i> | | 0,2 | | | | |
| 19 Carnes chicas <i>Generic trimmings</i> | | 0,5 | | | | |
| 20 PRODUCTO CARNICO BOVINO / BEEF PRODUCT | | 1.022,9 | 1.612,3 | | 20,4 | 142,9 |
| 21 CONGELADO/FROZEN | | 385,6 | | | | |
| 22 Generico <i>Generic</i> | | | | | | |
| 23 Cuarto o corte del delantero sin hueso <i>Boneless forequarter or forequarter cut</i> | | 385,6 | | | | |



EXPORTACIONES POR DESTINO - CARNE BOVINA

EXPORTS BY DESTINATION - BEEF

Volumen (Toneladas peso embarque)

ENERO - JUNIO * / JANUARY - JUNE * 2009

Quantity (Tons shipped weight)



| CANADÁ CANADA | VENEZUELA VENEZUELA | ESPAÑA SPAIN | HONG KONG HONG KONG | ARGELIA ALGERIA | BRASIL BRAZIL | ALEMANIA GERMANY | CHILE CHILE | OTROS OTHERS | TOTAL | |
|------------------|------------------------|-----------------|------------------------------|--------------------|------------------|---------------------|----------------|-----------------|-----------|----|
| 5.545,8 | 5.350,8 | 3.798,1 | 3.794,1 | 3.569,8 | 3.228,5 | 2.890,8 | 2.466,6 | 25.399,2 | 122.523,4 | 1 |
| 5.482,6 | 5.350,8 | 2.661,1 | 3.794,1 | 3.569,8 | 934,4 | 1.718,3 | 1.186,7 | 21.736,1 | 107.315,9 | 2 |
| | | | | | 176,8 | | | 204,4 | 381,3 | 3 |
| | | | | | 0,3 | | | 11,4 | 11,7 | 4 |
| 2.669,3 | 588,7 | 1.073,3 | 420,5 | 2.319,6 | 59,3 | 91,4 | 85,3 | 6.658,3 | 40.117,5 | 5 |
| 802,7 | 512,4 | 1.328,1 | 2.733,4 | 255,3 | 371,0 | 1.626,9 | 907,2 | 6.691,5 | 32.017,0 | 6 |
| 878,3 | 168,1 | 239,7 | 421,2 | 994,8 | | | 44,9 | 1.230,4 | 6.675,5 | 7 |
| | 3.852,7 | 20,1 | 53,1 | | | | | 1.036,7 | 6.213,3 | 8 |
| 1.132,3 | 228,9 | | 165,9 | | 327,0 | | 149,2 | 5.903,4 | 21.899,6 | 9 |
| 63,2 | | 1.137,0 | | | 2.294,1 | 1.172,5 | 1.280,0 | 3.663,1 | 15.207,5 | 10 |
| | | | | | 1.046,7 | | | 299,3 | 1.346,0 | 11 |
| | | | | | 7,7 | | | | 7,7 | 12 |
| | | | | | 267,0 | | | | 267,0 | 13 |
| | | | | | 20,8 | | | 238,1 | 258,9 | 14 |
| 10,5 | | 78,2 | | | 48,9 | 57,4 | 111,5 | 328,9 | 1.521,0 | 15 |
| 30,6 | | 940,7 | | | 822,7 | 1.051,1 | 519,3 | 2.465,1 | 9.537,0 | 16 |
| 22,0 | | 118,0 | | | 80,3 | 64,0 | 649,2 | 331,8 | 2.269,3 | 17 |
| | | | | | | | | | 0,2 | 18 |
| | | | | | | | | | 0,5 | 19 |
| | | | | | 154,3 | | 372,5 | 348,1 | 3.673,4 | 20 |
| | | | | | | | 372,5 | 280,2 | 1.038,3 | 21 |
| | | | | | | | 372,5 | 280,2 | 652,7 | 22 |
| | | | | | | | | | 385,6 | 23 |

* Cifras primarias. / Preliminary data.

** Estimado / Estimated.



EXPORTACIÓN
EXPORTS



PRECIOS
PRICES



FAENA
SLAUGHTER



INDICE
INDEX

EXPORTACIONES POR DESTINO - CARNE BOVINA

EXPORTS BY DESTINATION - BEEF

Volumen (Toneladas peso embarque)

ENERO - JUNIO * / JANUARY - JUNE * 2009

Quantity (Tons shipped weight)



| PRODUCTO / PRODUCT | FEDERACIÓN RUSA RUSSIAN FED. | ESTADOS UNIDOS UNITED STATES | REINO UNIDO UNITED KINGDOM | PAISES BAJOS NETHER- LANDS | ISRAEL ISRAEL | ITALIA ITALY |
|---|---------------------------------------|---------------------------------------|-------------------------------------|-------------------------------------|------------------|-----------------|
| 24 CONSERVA/PRESERVE | | 319,0 | 1.471,4 | | 20,4 | 18,0 |
| 25 Generico Generic | | 319,0 | 1.471,4 | | 20,4 | 18,0 |
| 26 HUMEDAD CONTROLADA/CONTROLLED MOISTURE | | 276,9 | 51,4 | | | |
| 27 Generico Generic | | 276,9 | 51,4 | | | |
| 28 COCIDO-CONGELADO/COOKED-FROZEN | | 41,3 | 89,4 | | | 125,0 |
| 29 Generico Generic | | 41,3 | 89,4 | | | 125,0 |
| TOTAL | 26.822,5 | 13.184,1 | 10.843,6 | 6.456,7 | 6.025,8 | 5.945,5 |
| Toneladas equiv. Peso canal ** Tons carcase weight equivalent ** | 39.549,8 | 20.712,3 | 18.259,9 | 9.399,4 | 9.060,8 | 8.641,7 |



EXPORTACIONES POR DESTINO - CARNE BOVINA

EXPORTS BY DESTINATION - BEEF

Volumen (Toneladas peso embarque)

ENERO - JUNIO * / JANUARY - JUNE * 2009

Quantity (Tons shipped weight)



| CANADÁ CANADA | VENEZUELA VENEZUELA | ESPAÑA SPAIN | HONG KONG HONG KONG | ARGELIA ALGERIA | BRASIL BRAZIL | ALEMANIA GERMANY | CHILE CHILE | OTROS OTHERS | TOTAL | |
|------------------|------------------------|-----------------|------------------------------|--------------------|------------------|---------------------|----------------|-----------------|-----------|----|
| | | | | | 154,0 | | | 40,8 | 2.023,7 | 24 |
| | | | | | 154,0 | | | 40,8 | 2.023,7 | 25 |
| | | | | | 0,3 | | | 4,5 | 333,1 | 26 |
| | | | | | 0,3 | | | 4,5 | 333,1 | 27 |
| | | | | | | | | 22,5 | 278,3 | 28 |
| | | | | | | | | 22,5 | 278,3 | 29 |
| 5.545,8 | 5.350,8 | 3.798,1 | 3.794,1 | 3.569,8 | 3.382,8 | 2.890,8 | 2.839,1 | 25.747,2 | 126.196,8 | |
| 8.297,6 | 7.808,7 | 5.569,3 | 5.443,6 | 5.438,9 | 4.370,7 | 4.118,7 | 4.085,5 | 37.253,3 | 188.009,9 | |

* Cifras primarias. / Preliminary data.

** Estimado / Estimated.



EXPORTACIÓN
EXPORTS



PRECIOS
PRICES



FAENA
SLAUGHTER



INDICE
INDEX

EXPORTACIONES DE CARNE OVINA POR DESTINO

OVINE MEAT EXPORTS BY DESTINATION

ENERO - JUNIO * / JANUARY - JUNE * 2009

| PRINCIPALES DESTINOS MAIN DESTINATIONS | TONS. PESO CANAL CARC. WEIGHT TONS. | | MILES DE DÓLARES THOUSAND DOLLARS | |
|---|--|---------------|--------------------------------------|---------------|
| | | % | | % |
| UNION EUROPEA / EUROPEAN UNION * | 3.704 | 25,51 | 11.921 | 36,40 |
| JORDANIA / JORDAN | 2.417 | 16,65 | 5.616 | 17,15 |
| MERCOSUR ** | 2.676 | 18,43 | 5.604 | 17,11 |
| ARABIA SAUDITA / SAUDI ARABIA | 1.588 | 10,94 | 3.035 | 9,27 |
| REPÚBLICA POPULAR CHINA / CHINA | 1.308 | 9,01 | 1.427 | 4,36 |
| KUWAIT / KUWAIT | 564 | 3,88 | 936 | 2,86 |
| NORUEGA / NORWAY | 180 | 1,24 | 822 | 2,51 |
| VIETNAM / VIET NAM | 516 | 3,55 | 635 | 1,94 |
| OTROS/OTHER | 1.566 | 10,79 | 2.753 | 8,41 |
| TOTAL | 14.519 | 100,00 | 32.749 | 100,00 |

| * UNIÓN EUROPEA / EUROPEAN UNION | TONS. PESO CANAL CARC. WEIGHT TONS. | | MILES DE DÓLARES THOUSAND DOLLARS | |
|----------------------------------|--|---------------|--------------------------------------|---------------|
| | | % | | % |
| ALEMANIA / GERMANY | 642 | 17,33 | 2.874 | 24,11 |
| REINO UNIDO / UNITED KINGDOM | 1.073 | 28,97 | 3.048 | 25,57 |
| FRANCIA / FRANCE | 1.055 | 28,48 | 2.734 | 22,93 |
| ITALIA / ITALY | 348 | 9,40 | 1.234 | 10,35 |
| OTROS/OTHER | 586 | 15,82 | 2.031 | 17,04 |
| TOTAL | 3.704 | 100,00 | 11.921 | 100,00 |

| ** MERCOSUR / MERCOSUR | TONS. PESO CANAL CARC. WEIGHT TONS. | | MILES DE DÓLARES THOUSAND DOLLARS | |
|------------------------|--|---------------|--------------------------------------|---------------|
| | | % | | % |
| BRASIL / BRAZIL | 2.667 | 99,66 | 5.586 | 99,68 |
| ARGENTINA / ARGENTINA | 9 | 0,34 | 18 | 0,32 |
| TOTAL | 2.676 | 100,00 | 5.604 | 100,00 |

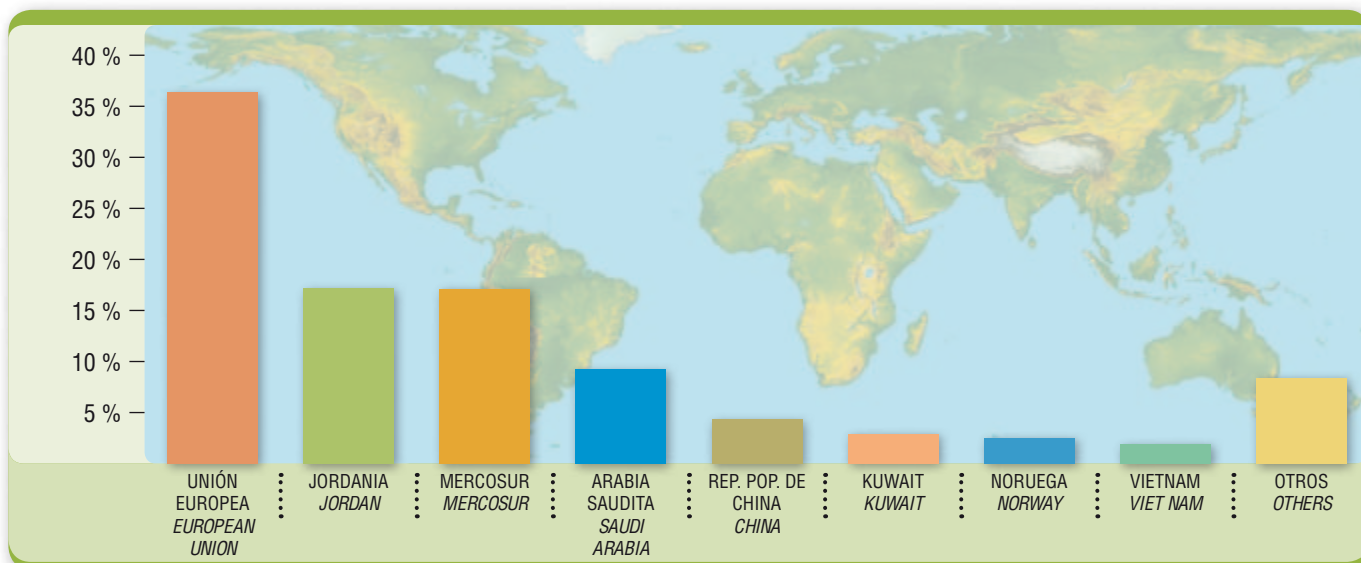


EXPORTACIONES DE CARNE OVINA POR DESTINO

OVINE MEAT EXPORTS BY DESTINATION

ENERO - JUNIO * / JANUARY - JUNE * 2009

Participación porcentual sobre importes en dólares / Percentage in dollars



* UNIÓN EUROPEA / EUROPEAN UNION

| | |
|------------------------------|---------|
| ALEMANIA / GERMANY | 24,11 % |
| REINO UNIDO / UNITED KINGDOM | 25,57 % |
| FRANCIA / FRANCE | 22,93 % |
| ITALIA / ITALY | 10,35 % |
| OTROS / OTHER | 17,04 % |

** MERCOSUR / MERCOSUR

| | |
|-----------------------|---------|
| BRASIL / BRAZIL | 99,68 % |
| ARGENTINA / ARGENTINA | 0,32 % |



EXPORTACIÓN
EXPORTS



PRECIOS
PRICES



FAENA
SLAUGHTER



INDICE
INDEX

EXPORTACIONES POR DESTINO - CARNE OVINA

EXPORTS BY DESTINATION - OVINE MEAT

JUNIO * / JUNE * 2009

Volumen (Toneladas peso embarque)

Quantity (Tons shipped weight)



| PRODUCTO / PRODUCT | BRASIL BRAZIL | JORDANIA JORDAN | REP. POP. CHINA CHINA | ARABIA SAUDITA SAUDI ARABIA | OTROS OTHERS | TOTAL |
|--|------------------|--------------------|-----------------------------|--------------------------------------|-----------------|----------------|
| REFRIGERADA / REFRIGERATED | 284,1 | 225,5 | 145,7 | 173,5 | 550,4 | 1.379,3 |
| CONGELADA/FROZEN | 239,1 | 225,5 | 145,7 | 173,5 | 550,4 | 1.334,3 |
| Cuarto o corte del delantero con hueso <i>Bonein forequarter or forequarter cut</i> | 142,5 | 94,4 | 91,7 | | 39,6 | 368,2 |
| Cuarto o corte del trasero con hueso <i>Bonein hindquarter or hindquarter cut</i> | 44,8 | | | | 0,5 | 45,3 |
| Canal, media canal, cuarto compensado, cuarto combinado con hueso <i>Bonein carcass, side, compensated quarters, combined quarters</i> | 26,7 | 131,1 | | 173,5 | 229,9 | 561,2 |
| Cuarto o corte del delantero sin hueso <i>Boneless forequarter or forequarter cut</i> | | | 17,5 | | 1,8 | 19,3 |
| Cuarto o corte del trasero sin hueso <i>Boneless hindquarter or hindquarter cut</i> | 25,1 | | 6,0 | | 200,1 | 231,2 |
| Canal, media canal, cuarto compensado, cuarto combinado sin hueso <i>Boneless carcass, side, compensated quarters, combined quarters</i> | | | | | 51,2 | 51,2 |
| Carnes chicas <i>Generic trimmings</i> | | | 30,5 | | 27,4 | 57,9 |
| ENFRIADA/CHILLED | 45,0 | | | | | 45,0 |
| Canal, media canal, cuarto compensado, cuarto combinado con hueso <i>Bonein carcass, side, compensated quarters, combined quarters</i> | | | | | 45,0 | 45,0 |
| TOTAL | 284,1 | 225,5 | 145,7 | 173,5 | 550,4 | 1.379,3 |
| Toneladas equiv. Peso canal ** <i>Tons carcass weight equivalent **</i> | 322,7 | 235,0 | 210,3 | 180,8 | 877,0 | 1.825,8 |

* Cifras primarias. / Preliminary data.

** Estimado / Estimated.

Nota: Los totales pueden no coincidir con la suma de parciales por razones de redondeo de cifras.

Note: Grand totals might not coincide with exact data addition due to round-up of numbers.



EXPORTACIONES POR DESTINO - CARNE OVINA

EXPORTS BY DESTINATION - OVINE MEAT

ENERO - JUNIO * / JANUARY - JUNE * 2009

Volumen (Toneladas peso embarque)

Quantity (Tons shipped weight)



| PRODUCTO / PRODUCT | BRASIL BRAZIL | JORDANIA JORDAN | ARABIA SAUDITA SAUDI ARABIA | REP. POP. CHINA CHINA | OTROS OTHERS | TOTAL |
|--|------------------|--------------------|--------------------------------------|-----------------------------|-----------------|-----------------|
| REFRIGERADA / REFRIGERATED | 2.364,1 | 2.067,9 | 1.468,8 | 946,9 | 3.971,2 | 10.818,9 |
| CONGELADA/FROZEN | 1.980,1 | 2.067,9 | 1.468,8 | 945,0 | 3.922,7 | 10.384,6 |
| Cuarto o corte del delantero con hueso <i>Bonein forequarter or forequarter cut</i> | 1.472,1 | 366,1 | | 649,7 | 777,8 | 3.265,7 |
| Cuarto o corte del trasero con hueso <i>Bonein hindquarter or hindquarter cut</i> | 186,1 | 75,0 | | | 140,6 | 401,7 |
| Canal, media canal, cuarto compensado, cuarto combinado con hueso <i>Bonein carcass, side, compensated quarters, combined quarters</i> | 129,8 | 1.384,4 | 1.415,8 | | 833,9 | 3.763,9 |
| Cuarto o corte del delantero sin hueso <i>Boneless forequarter or forequarter cut</i> | 27,0 | 71,4 | | 110,2 | 167,2 | 375,8 |
| Cuarto o corte del trasero sin hueso <i>Boneless hindquarter or hindquarter cut</i> | 143,8 | 118,6 | 1,3 | 88,5 | 1.654,9 | 2.007,2 |
| Canal, media canal, cuarto compensado, cuarto combinado sin hueso <i>Boneless carcass, side, compensated quarters, combined quarters</i> | 6,3 | | | | 151,4 | 157,6 |
| Carnes chicas <i>Generic trimmings</i> | 15,0 | 52,4 | 51,7 | 96,6 | 196,9 | 412,6 |
| ENFRIADA/CHILLED | 383,9 | | | 1,9 | 48,5 | 434,3 |
| Canal, media canal, cuarto compensado, cuarto combinado con hueso <i>Bonein carcass, side, compensated quarters, combined quarters</i> | 383,9 | | | | | 383,9 |
| Cuarto o corte del trasero sin hueso <i>Boneless hindquarter or hindquarter cut</i> | | | | 1,9 | 48,5 | 50,4 |
| TOTAL | 2.364,1 | 2.067,9 | 1.468,8 | 946,9 | 3.971,2 | 10.818,9 |
| Toneladas equiv. Peso canal ** <i>Tons carcass weight equivalent **</i> | 2.666,6 | 2.417,1 | 1.587,8 | 1.308,2 | 6.538,9 | 14.518,6 |

* Cifras primarias. / Preliminary data.

** Estimado / Estimated.

Nota: Los totales pueden no coincidir con la suma de parciales por razones de redondeo de cifras.
Note: Grand totals might not coincide with exact data addition due to round-up of numbers.



EXPORTACIÓN
EXPORTS



PRECIOS
PRICES



FAENA
SLAUGHTER



INDICE
INDEX