

Note: A partir del 1º de enero de 2007 se modificaron los coeficientes de conversión a peso carcasa de las exportaciones de carne bovina.

Los volúmenes que se informan para los años 2005 y 2006 están expresados utilizando los nuevos coeficientes antes citados.

Note: *Carcase weight conversion coefficients were modified since January 1st. , 2007.*

Volume for years 2005 and 2006 is expressed by using new conversion coefficients.



EXPORTACIÓN

EXPORTS



TOTAL DEL SECTOR CÁRNICO*- DISTRIBUCIÓN MENSUAL

TOTAL MEAT EXPORTS* - MONTHLY
2005 - 2007Importe FOB
FOB Value

MES / MONTH	2005	2006	2007
	MILES DE USD THOUSAND DOLLARS	MILES DE USD THOUSAND DOLLARS	MILES DE USD THOUSAND DOLLARS
ENERO/JANUARY	72.136	90.258	89.984
FEBRERO/FEBRUARY	64.728	73.305	76.478
MARZO/MARCH	61.791	90.460	85.470
SUB-TOTAL	198.655	254.024	251.932
ABRIL/APRIL	73.344	96.622	77.020
MAYO/MAY	74.427	112.449	88.655
JUNIO/JUNE	73.686	113.652	97.975
SUB-TOTAL	420.113	576.746	515.582
JULIO/JULY	65.693	89.521	99.037
AGOSTO/AUGUST	65.560	82.402	78.432
SEPTIEMBRE/SEPTEMBER	70.966	90.127	84.004
SUB-TOTAL	622.331	838.796	777.055
OCTUBRE/OCTOBER	81.870	90.821	52.387
NOVIEMBRE/NOVEMBER	89.607	88.254	77.558
DICIEMBRE/DECEMBER	99.320	101.370	102.448
TOTAL	893.128	1.119.241	1.009.448

* Carnes, Productos de Chacinería, Productos Alimenticios, Menudencias y Subproductos. / Meats, Cured Meat Products, Foodstuff, Offals and By-Products.

Nota: Los totales pueden no coincidir con la suma de parciales por razones de redondeo de cifras. / Note: Grand totals might not coincide with exact data addition due to round-up of numbers.



TOTAL DEL SECTOR CÁRNICO - POR PRODUCTO

TOTAL MEAT EXPORTS - BY PRODUCT
2005 - 2007

Volumen (peso embarque) e importe FOB
Quantity (shipped weight) and FOB Value

PRODUCTO / PRODUCT	2005			2006			2007		
	PESO EMBARQUE	MILES DE USD	%	PESO EMBARQUE	MILES DE USD	%	PESO EMBARQUE	MILES DE USD	%
	SHIPPED WEIGHT (TONS)	THOUS. USD		SHIPPED WEIGHT (TONS)	THOUS. USD		SHIPPED WEIGHT (TONS)	THOUS. USD	
CARNE BOVINA BEEF	292.248	765.391	85,70	318.092	961.043	85,87	257.323	823.444	81,57
CARNE OVINA SHEEPMET	11.161	37.073	4,15	17.229	48.407	4,33	15.716	48.845	4,84
CARNE EQUINA HORSEMEAT	5.323	11.601	1,30	5.290	13.022	1,16	5.715	14.534	1,44
CARNE PORCINA PORKMEAT	486	716	0,08	601	1.080	0,10	402	633	0,06
CARNE DE AVE POULTRYMEAT	108	118	0,01	711	768	0,07	1.466	1.520	0,15
CARNE DE CONEJO RABBITMEAT				16	69	0,01			
CARNE ANIMALES DE CAZA MENOR SMALL GAME MEAT	327	2.040	0,23	287	1.609	0,14	274	1.624	0,16
PRODUCTOS DE CHACINERIA CURED MEAT PRODUCTS	35	121	0,01	33	112	0,01	7	31	(.)
PRODUCTOS ALIMENTICIOS FOODSTUFF	5.396	11.273	1,26	3.875	8.546	0,76	6.682	15.616	1,55
MENUDENCIAS BOVINAS BOVINE OFFALS	18.567	20.749	2,32	21.145	27.128	2,42	19.061	31.339	3,10
MENUDENCIAS OVINAS SHEEP OFFALS	334	316	0,04	432	519	0,05	399	656	0,06
MENUDENCIAS EQUINAS HORSE OFFALS	118	92	0,01	114	88	0,01	138	87	0,01
MENUDENCIAS PORCINAS SWINE OFFALS	2	1	(.)				65	40	(.)
MENUDENCIAS DE AVE POULTRY OFFALS				50	33	(.)	171	123	0,01
SUB-PRODUCTOS BY-PRODUCTS	130.678	43.406	4,86	154.202	56.818	5,08	138.664	70.930	7,03
CONSERVAS VARIAS CANNED MEATS	297	229	0,03				30	26	(.)
TOTAL	465.082	893.128	100,00	522.078	1.119.241	100,00	446.112	1.009.448	100,00

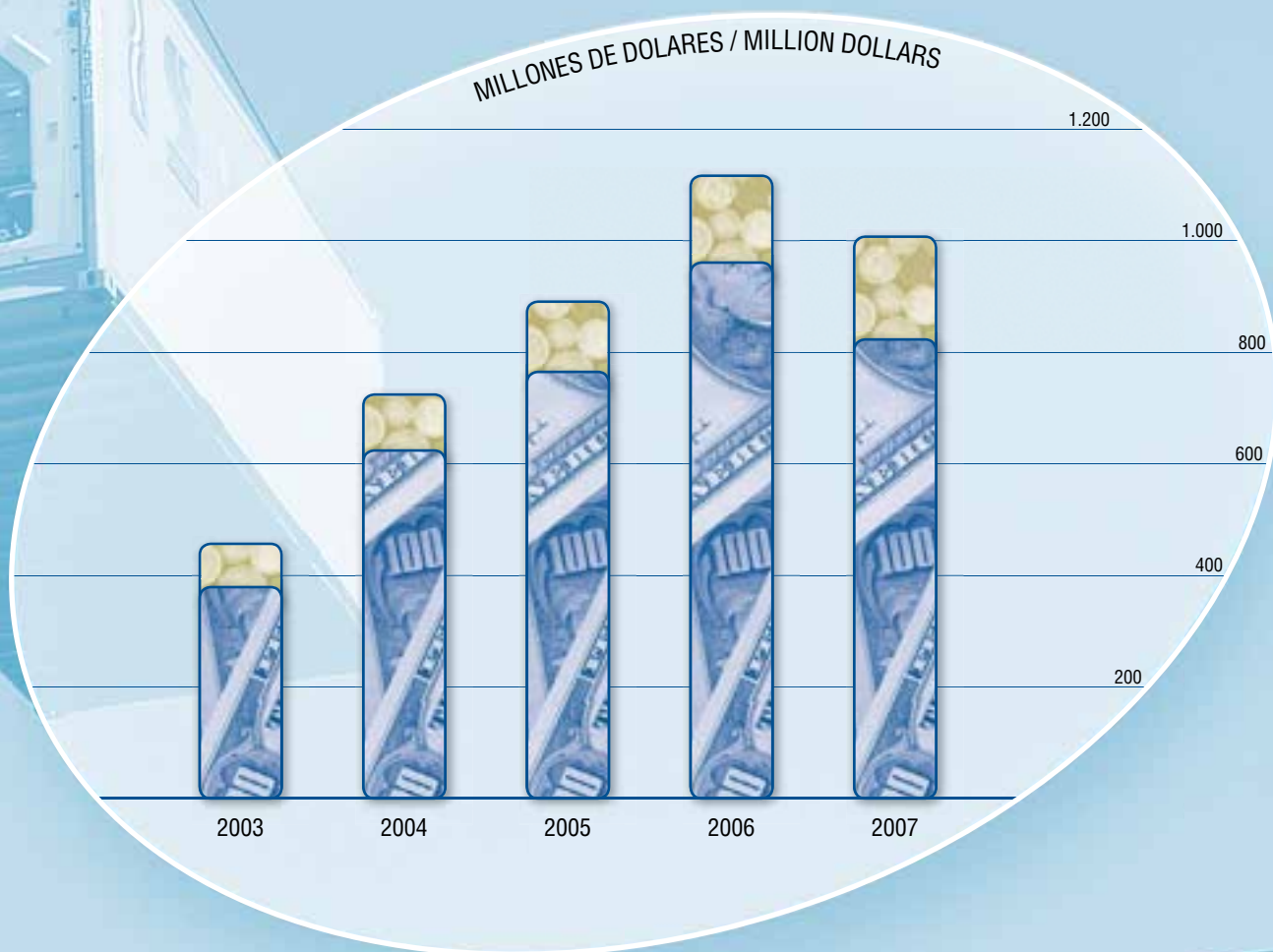
(.) Indica que la magnitud no alcanza a la mitad del último dígito utilizado. / Indicates the quantity does not reach half the last digit in use.

Nota: Los totales pueden no coincidir con la suma de parciales por razones de redondeo de cifras. / Note: Grand totals might not coincide with exact data addition due to round-up of numbers.



EXPORTACIONES TOTALES DEL SECTOR CÁRNICO

TOTAL MEAT EXPORTS



AÑO	2003	2004	2005	2006	2007
CARNE BOVINA / BEEF	379	624	765	961	823
OTROS CONCEPTOS / OTHERS	79	102	128	158	186
TOTAL	458	726	893	1.119	1.009



CARNE BOVINA - DISTRIBUCIÓN MENSUAL

BEEF - MONTHLY
2005 - 2007Volumen (peso embarque, peso carcasa*) e importe FOB
Quantity (shipped weight, carcass weight*) and FOB Value

PRODUCTO PRODUCT	2005				2006				2007			
	TONS		MILES DE USD	USD/TON	TONS		MILES DE USD	USD/TON	TONS		MILES DE USD	USD/TON
	PESO EMBARQUE	PESO CARCASA	THOUS. USD	P. CARC. CARC. W **	PESO EMBARQUE	PESO CARCASA	THOUS. USD	P. CARC. CARC. W **	PESO EMBARQUE	PESO CARCASA	THOUS. USD	P. CARC. CARC. W **
	SHIPPED WEIGHT	CARCASS WEIGHT			SHIPPED WEIGHT	CARCASS WEIGHT			SHIPPED WEIGHT	CARCASS WEIGHT		
ENERO/JANUARY	25.171	37.669	63.470	1.685	29.638	44.409	78.053	1.758	25.107	37.948	75.915	2.000
FEBRERO/FEBRUARY	23.029	34.419	55.522	1.613	23.408	35.272	63.160	1.791	20.321	30.784	61.272	1.990
MARZO/MARCH	19.946	29.873	50.939	1.705	27.222	40.774	78.835	1.933	22.966	34.399	69.426	2.018
SUB-TOTAL	68.147	101.960	169.931	1.667	80.268	120.455	220.048	1.827	68.395	103.131	206.613	2.003
ABRIL/APRIL	24.908	37.532	63.791	1.700	27.557	40.734	85.446	2.098	20.631	31.508	64.971	2.062
MAYO/MAY	25.193	37.954	64.766	1.706	33.001	49.402	100.398	2.032	23.794	35.420	72.657	2.051
JUNIO/JUNE	23.626	36.492	62.166	1.704	33.169	49.647	99.952	2.013	27.924	41.270	84.307	2.043
SUB-TOTAL	141.874	213.939	360.655	1.686	173.995	260.238	505.844	1.944	140.744	211.329	428.547	2.028
JULIO/JULY	22.891	35.199	58.498	1.662	24.846	37.763	78.275	2.073	25.360	38.051	81.313	2.137
AGOSTO/AUGUST	20.475	31.334	54.059	1.725	22.733	34.402	72.076	2.095	20.142	30.524	62.699	2.054
SEPTIEMBRE/SEPTEMBER	22.036	33.283	61.023	1.833	23.467	35.087	76.351	2.176	20.186	30.342	68.689	2.264
SUB-TOTAL	207.276	313.754	534.236	1.703	245.041	367.489	732.545	1.993	206.432	310.246	641.249	2.067
OCTUBRE/OCTOBER	26.187	39.887	70.163	1.759	23.181	34.894	73.894	2.118	11.833	18.100	41.335	2.284
NOVIEMBRE/NOVEMBER	27.483	41.455	76.904	1.855	22.892	34.556	73.395	2.124	16.387	24.154	59.853	2.478
DICIEMBRE/DECEMBER	31.302	46.653	84.088	1.802	26.978	40.800	81.209	1.990	22.671	32.871	81.007	2.464
TOTAL	292.248	441.749	765.391	1.733	318.092	477.740	961.043	2.012	257.323	385.371	823.444	2.137

* Peso Carcasa - Estimado. / Carcass Weight - Estimated.

** Calculado sobre valores en unidades de kilos y dólares / Calculated over kgs. and dollars.

Nota: Los totales pueden no coincidir con la suma de parciales por razones de redondeo de cifras. / Note: Grand totals might not coincide with exact data addition due to round-up of numbers.



CARNE BOVINA - POR PRODUCTO

BEEF BY PRODUCT
2005 - 2007

Volumen (peso embarque, peso carcasa*) e importe FOB
Quantity (shipped weight, carcass weight*) and FOB Value

PRODUCTO PRODUCT	2005				2006				2007			
	TONS		MILES DE USD	USD/TON	TONS		MILES DE USD	USD/TON	TONS		MILES DE USD	USD/TON
	PESO EMBARQUE	PESO CARCASA	THOUS. USD	P. CARC. CARC. W **	PESO EMBARQUE	PESO CARCASA	THOUS. USD	P. CARC. CARC. W **	PESO EMBARQUE	PESO CARCASA	THOUS. USD	P. CARC. CARC. W **
	SHIPPED WEIGHT	CARCASS WEIGHT			SHIPPED WEIGHT	CARCASS WEIGHT			SHIPPED WEIGHT	CARCASS WEIGHT		
REFRIGERADA/REFRIGERATED	281.462	411.821	735.518	1.786	307.284	446.480	929.913	2.083	249.087	361.419	796.342	2.203
ENFRIADA/CHILLED	45.411	63.335	175.695	2.774	56.959	79.377	256.186	3.227	41.492	56.917	228.602	4.016
Delantero cuartos y cortes c/hueso <i>Bone-in forequarters and cuts</i>	2.574	2.610	3.127	1.198	4.081	4.138	5.409	1.307	3.974	4.029	6.929	1.720
Trasero cuartos y cortes c/hueso <i>Bone-in hindquarters and cuts</i>	19	19	124	6.413	26	26	169	6.514	13	13	103	7.869
Cuartos compen. y 1/2 res con hueso <i>Bone-in sides and comp. quarters</i>									785	796	1.505	1.891
Otras carnes con hueso <i>Other bone-in cuts</i>	2.067	2.096	2.117	1.010	2.320	2.352	2.745	1.167	1.639	1.662	2.228	1.340
Delantero cuartos y cortes s/hueso <i>Boneless forequarters and cuts</i>	3.312	4.964	14.143	2.849	3.531	5.303	16.420	3.096	2.817	4.210	16.910	4.017
Trasero cuartos y cortes sin hueso <i>Boneless hindquarters and cuts</i>	21.215	30.120	104.216	3.460	19.640	27.884	125.167	4.489	18.926	26.853	140.272	5.224
Cuartos compensados sin hueso <i>Boneless compensated quarters</i>	22	32	67	2.110	155	225	530	2.357	46	70	92	1.307
Otras carnes sin hueso <i>Other boneless cuts</i>	16.197	23.486	51.887	2.209	27.206	39.449	105.746	2.681	13.241	19.199	60.413	3.147
Carnes chicas <i>Boneless trimmings</i>	(.)	(.)	(.)	1.434					2	3	3	1.103
Manufactura sin hueso <i>Boneless cutter beef</i>	5	7	14	1.941					49	81	146	1.806
CONGELADA/FROZEN	236.052	348.486	559.823	1.606	250.325	367.103	673.727	1.835	207.595	304.502	567.740	1.864
Delantero cuartos y cortes c/hueso <i>Bone-in forequarters and cuts</i>	807	827	1.049	1.268	946	970	1.458	1.504	1.189	1.219	2.093	1.717
Trasero cuartos y cortes con hueso <i>Bone-in hindquarters and cuts</i>	35	36	211	5.876	2	2	15	6.244	18	19	40	2.132
Otras carnes con hueso <i>Other bone-in cuts</i>	304	312	475	1.523	89	91	124	1.357	96	98	198	2.013
Manufactura con hueso <i>Bone-in manufacturing beef</i>									26	27	64	2.390
Delantero cuartos y cortes s/hueso <i>Boneless forequarters and cuts</i>	87.405	132.422	193.892	1.464	92.294	139.283	236.628	1.699	79.030	119.403	202.605	1.697
Trasero cuartos y cortes sin hueso <i>Boneless hindquarters and cuts</i>	67.198	94.735	203.867	2.152	79.392	112.057	275.509	2.459	64.047	90.406	232.973	2.577
Cuartos compensados sin hueso <i>Boneless compensated quarters</i>	12.302	18.655	26.974	1.446	9.875	14.923	23.514	1.576	7.496	11.362	17.352	1.527



CARNE BOVINA - POR PRODUCTO

BEEF - BY PRODUCT
2005 - 2007Volumen (peso embarque, peso carcasa*) e importe FOB
Quantity (shipped weight, carcass weight*) and FOB Value

PRODUCTO PRODUCT	2005				2006				2007			
	TONS		MILES DE USD	USD/TON	TONS		MILES DE USD	USD/TON	TONS		MILES DE USD	USD/TON
	PESO EMBARQUE	PESO CARCASA	THOUS. USD	P. CARC. CARC. W **	PESO EMBARQUE	PESO CARCASA	THOUS. USD	P. CARC. CARC. W **	PESO EMBARQUE	PESO CARCASA	THOUS. USD	P. CARC. CARC. W **
	SHIPPED WEIGHT	CARCASS WEIGHT			SHIPPED WEIGHT	CARCASS WEIGHT			SHIPPED WEIGHT	CARCASS WEIGHT		
Otras carnes sin hueso <i>Other boneless cuts</i>	10.577	14.802	25.594	1.729	13.082	18.302	35.748	1.953	9.988	13.980	30.980	2.216
Carnes chicas <i>Boneless trimmings</i>	38.217	55.415	66.292	1.196	42.063	60.992	72.078	1.182	36.166	52.441	59.354	1.132
Manufactura sin hueso <i>Boneless cutter beef</i>	19.206	31.283	41.470	1.326	12.581	20.484	28.653	1.399	9.538	15.547	22.082	1.420
ELABORADA Y SALADA/ PROCESSED AND SALTED	10.786	29.928	29.873	998	10.808	31.259	31.130	996	8.236	23.952	27.102	1.132
ELABORADA/PROCESSED	10.534	29.229	28.229	966	10.441	29.922	28.081	938	7.640	21.623	21.935	1.014
Cocida <i>Cooked</i>	1.868	4.669	7.793	1.669	1.351	3.286	5.527	1.682	2.259	5.648	8.318	1.473
Corned Beef <i>Corned Beef</i>	7.827	22.949	17.146	747	8.723	25.576	20.428	799	5.140	15.071	11.555	767
Otras conservas <i>Other canned meats</i>	839	1.611	3.289	2.042	367	1.061	2.126	2.005	241	904	2.062	2.281
SALADA/SALTED	252	699	1.644	2.351	368	1.337	3.049	2.280	596	2.329	5.167	2.219
Salada <i>Salted</i>	252	699	1.644	2.351	368	1.337	3.049	2.280	596	2.329	5.167	2.219
TOTAL	292.248	441.749	765.391	1.733	318.092	477.740	961.043	2.012	257.323	385.371	823.444	2.137

* Peso Carcasa - Estimado. / Carcass Weight - Estimated.

** Calculado sobre valores en unidades de kilos y dólares / Calculated over kgs. and dollars.

(.) Indica que la magnitud no alcanza a la mitad del último dígito utilizado. / Indicates the quantity does not reach half the last digit in use.

Nota: Los totales pueden no coincidir con la suma de parciales por razones de redondeo de cifras. / Note: Grand totals might not coincide with exact data addition due to round-up of numbers.





CARNE OVINA - POR PRODUCTO

SHEEPMET - BY PRODUCT
2005 - 2007Volumen (peso embarque, peso carcasa*) e importe FOB
Quantity (shipped weight, carcass weight*) and FOB Value

PRODUCTO PRODUCT	2005				2006				2007			
	TONS		MILES DE USD	USD/TON	TONS		MILES DE USD	USD/TON	TONS		MILES DE USD	USD/TON
	PESO EMBARQUE	PESO CARCASA	THOUS. USD	P. CARC. CARC. W **	PESO EMBARQUE	PESO CARCASA	THOUS. USD	P. CARC. CARC. W **	PESO EMBARQUE	PESO CARCASA	THOUS. USD	P. CARC. CARC. W **
	SHIPPED WEIGHT	CARCASS WEIGHT			SHIPPED WEIGHT	CARCASS WEIGHT			SHIPPED WEIGHT	CARCASS WEIGHT		
REFRIGERADA/REFRIGERATED	11.112	16.165	36.989	2.288	17.176	22.956	48.329	2.105	15.716	21.773	48.845	2.243
ENFRIADA/CHILLED	105	222	782	3.522	127	267	807	3.019	276	421	1.098	2.612
Otras carnes y cortes con hueso <i>Other bone-in cuts</i>					1	2	9	5.942	151	156	334	2.147
Traseros cuartos y cortes sin hueso <i>Boneless hindquarters and cuts</i>	102	216	753	3.484	125	266	798	3.002	125	265	764	2.884
Otras carnes y carnes chicas s/hueso <i>Other boneless cuts and trimmings</i>	3	6	29	4.944								
CONGELADA/FROZEN	11.008	15.943	36.207	2.271	17.049	22.688	47.522	2.095	15.440	21.352	47.747	2.236
Carc. ent. cordero hasta 13 k. <i>Bone-in lamb up to 13 k.</i>	207	215	438	2.034	360	376	732	1.949	329	342	731	2.135
Carc. ent. corderos, borregos 8/18 k. <i>Bone-in lamb carcass 8/18 k.</i>	515	537	1.138	2.118	2.421	2.522	4.731	1.875	1.180	1.230	2.591	2.106
Carc. ent. borr. mas 16k, capones/ ovejas <i>Bone-in hoggets more than 16k, wethers, ewes carc</i>	678	707	1.324	1.873	1.076	1.121	2.113	1.884	151	158	327	2.072
Otras carnes y cortes con hueso <i>Other bone-in cuts</i>	5.473	5.703	11.911	2.089	8.641	9.004	17.382	1.930	8.916	9.290	20.294	2.184
Delanteros cuartos y cortes sin hueso <i>Boneless forequarters and cuts</i>	288	613	927	1.513	85	180	175	976	90	190	347	1.824
Traseros cuartos y cortes sin hueso <i>Boneless hindquarters and cuts</i>	2.778	5.899	16.439	2.787	3.411	7.245	18.096	2.498	3.499	7.432	18.438	2.481
Otras carnes y carnes chicas s/hueso <i>Other boneless cuts and trimmings</i>	536	1.139	1.761	1.545	682	1.449	2.371	1.636	873	1.855	2.998	1.616
Manufactura sin hueso <i>Boneless manufacturing sheepmeat</i>	532	1.129	2.269	2.009	372	791	1.923	2.431	402	854	2.022	2.366
ELABORADA Y SALADA/ PROCESSED AND SALTED	49	171	84	493	54	187	79	420				
ELABORADA/PROCESSED	49	171	84	493	54	187	79	420				
Corned mutton <i>Corned mutton</i>	49	171	84	493	54	187	79	420				
TOTAL	11.161	16.336	37.073	2.269	17.229	23.143	48.407	2.092	15.716	21.773	48.845	2.243

* Peso Carcasa - Estimado. / Carcass Weight - Estimated.

** Calculado sobre valores en unidades de kilos y dólares / Calculated over kgs. and dollars.

Nota: Los totales pueden no coincidir con la suma de parciales por razones de redondeo de cifras. / Note: Grand totals might not coincide with exact data addition due to round-up of numbers.



POR EXPORTADOR - TOTAL DEL SECTOR CÁRNICO *

BY EXPORTER - TOTAL MEAT EXPORTS *

Importe FOB

2005 - 2007

FOB Value

EXPORTADOR / EXPORTER	2005		2006		2007	
	MILES DE USD THOUS. DOLLARS	%	MILES DE USD THOUS. DOLLARS	%	MILES DE USD THOUS. DOLLARS	%
ESTABLECIMIENTOS DE FAENA / ABATTOIRS	835.041	93,50	1.033.284	92,32	918.144	90,95
FRIGORIFICO TACUAREMBO S.A.	77.474	8,67	94.314	8,43	91.450	9,06
ESTABLECIMIENTOS COLONIA S.A.	85.074	9,53	103.208	9,22	87.071	8,63
FRIGORIFICO SAN JACINTO - NIREA S.A.	84.086	9,41	96.394	8,61	83.732	8,29
PULSA S.A.	73.294	8,21	89.510	8,00	81.530	8,08
FRIGORIFICO LAS PIEDRAS S.A.	90.003	10,08	101.637	9,08	80.355	7,96
FRIGORIFICO MATADERO CARRASCO S.A.	73.898	8,27	91.054	8,14	75.530	7,48
FRIGORIFICO CANELONES S.A.	74.995	8,40	88.661	7,92	71.387	7,07
CLEDINOR S.A.	26.370	2,95	61.549	5,50	67.735	6,71
ONTILCOR S.A.	60.227	6,74	68.854	6,15	56.918	5,64
INALER S.A.	37.366	4,18	46.491	4,15	44.733	4,43
LORSINAL S.A.	29.185	3,27	42.272	3,78	39.000	3,86
CHIADEL S.A.	35.151	3,94	44.392	3,97	35.617	3,53
SUC. CARLOS SCHNECK S.A.	23.238	2,60	21.928	1,96	19.867	1,97
SIRSIL S.A.	18.131	2,03	19.270	1,72	19.386	1,92
FRIGOCERRO S.A.	10.846	1,21	14.302	1,28	16.526	1,64
FRIGORIFICO CASABLANCA S.A.	2.821	0,32	10.921	0,98	9.654	0,96
ERSINAL S.A.	5.623	0,63	10.665	0,95	8.977	0,89
RONDATEL S.A.	4.193	0,47	8.185	0,73	6.676	0,66
SAREL S.A.	5.022	0,56	5.690	0,51	6.431	0,64
FRIGORIFICO CLAY S.A.	2.812	0,31	3.668	0,33	4.509	0,45
CLADEMAR S.A.	134	0,01	1.669	0,15	3.913	0,39
AGROINDUSTRIAL DEL ESTE S.A.	3.921	0,44	3.843	0,34	3.764	0,37
ELBIO PEREZ RODRIGUEZ S.A.	10.083	1,13	2.877	0,26	2.058	0,20
OFERAN S.A.	1.003	0,11	1.929	0,17	1.325	0,13
CALTES S.A.	92	0,01				
OTROS EXPORTADORES / OTHER EXPORTERS	58.087	6,50	85.956	7,68	91.305	9,05
CARNE HEREFORD DEL URUGUAY S.A.	9.140	1,02	16.325	1,46	14.698	1,46
HENIL S.A.	6.981	0,78	6.863	0,61	11.776	1,17
OCTOGONAL S.A.	4.955	0,55	8.782	0,78	11.365	1,13
COMPAÑIA INTERNACIONAL DE ALIMENTOS S.A.	7.784	0,87	11.836	1,06	11.111	1,10
CARDAMA LTDA.	2.062	0,23	3.181	0,28	5.706	0,57
NIDERA URUGUAYA S.A.	4.501	0,50	4.779	0,43	4.753	0,47
SOMICAR S.A.	1.028	0,12	3.597	0,32	4.385	0,43
TECNOBLEN S.A.			2.243	0,20	3.925	0,39
NOBLEMARK S.A.	7.249	0,81	7.067	0,63	3.529	0,35
GRINSOL S.A.	3.063	0,34	1.850	0,17	3.285	0,33
SAPOL S.A.			3.038	0,27	2.042	0,20
SYNTEX URUGUAYA S.A.	1.455	0,16	1.204	0,11	2.007	0,20
UREXPORT S.A.	2.432	0,27	2.513	0,22	1.892	0,19
EREL S.A.	359	0,04	1.212	0,11	1.697	0,17
COOP.AG.LTDA.DE PROD. Y COM.AVICOLA (CALPRYCA)	28	(.)			1.369	0,14



POR EXPORTADOR - TOTAL DEL SECTOR CÁRNICO *

BY EXPORTER - TOTAL MEAT EXPORTS *
2005 - 2007

Importe FOB
FOB Value

EXPORTADOR / EXPORTER	2005		2006		2007	
	MILES DE USD THOUS. DOLLARS	%	MILES DE USD THOUS. DOLLARS	%	MILES DE USD THOUS. DOLLARS	%
SAPULCA S.A.			410	0,04	1.337	0,13
AGRAY S.A.	631	0,07	707	0,06	1.250	0,12
ALIMENTOS ORGANICOS URUGUAYOS S.A.	563	0,06	1.082	0,10	1.218	0,12
DESPRO S.A.	808	0,09	1.186	0,11	1.130	0,11
KARELOY S.A.			146	0,01	423	0,04
RADAVAG S.A.	675	0,08	313	0,03	354	0,04
CATTIVELLI HNOS. S.A.	120	0,01	564	0,05	279	0,03
JORMAR LTDA.	189	0,02	192	0,02	275	0,03
RICANATURI S.A.					274	0,03
DIRENIL S.A.	1.687	0,19	4.417	0,39	267	0,03
LUXON S.A.			538	0,05	251	0,02
DIMERCAR S.A.					155	0,02
PROBIOMONT S.A.	325	0,04	215	0,02	135	0,01
HERIX S.A.					125	0,01
PROD. INDEPENDIENTES AVICOLAS S.A	27	(.)	658	0,06	91	0,01
GULICK S.A.			265	0,02	76	0,01
CENTRAL LANERA URUGUAYA COOP. AG. DE RESPON. LI					66	0,01
PREXPOL S.A.					55	0,01
ÑANDUGUAY	1	(.)			3	(.)
ALIMENTOS NATURALES URUGUAYOS S.A.			87	0,01		
AMERICAN RHEA EXPORTS SRL	18	(.)				
BAEMAR S.A.	16	(.)				
COMPAÑIA BAO S.A.	14	(.)	6	(.)		
FORTALER S.A	381	0,04				
FRINAVUR S.A.			14	(.)		
FRONTERA NATURAL S.A.			8	(.)		
HABITUE S.A.	18	(.)	79	0,01		
MAVI LTDA.	116	0,01	173	0,02		
QUINTERO S.A.	29	(.)	56	0,01		
RODYBLER S.A.	1.432	0,16	350	0,03		
TOTAL	893.128	100,00	1.119.241	100,00	1.009.448	100,00

* Carnes, Productos de Chacinería, Productos Alimenticios, Menudencias y Subproductos. / Meats, Cured Meat Products, Foodstuff, Offals and By-Products.

(.) Indica que la magnitud no alcanza a la mitad del último dígito utilizado. / Indicates the quantity does not reach half the last digit in use.

Nota: Los totales pueden no coincidir con la suma de parciales por razones de redondeo de cifras. / Note: Grand totals might not coincide with exact data addition due to round-up of numbers.



POR DESTINO - CARNE BOVINA

BY DESTINATION - BEEF

2005 - 2007

Volumen (peso embarque), Tons.

Quantity (shipped weight), Tons.

DESTINO DESTINATION	ENFRIADA CHILLED			CONGELADA FROZEN			ELABORADA Y SALADA PROCESSED			TOTAL		
	2005	2006	2007	2005	2006	2007	2005	2006	2007	2005	2006	2007
NAFTA	22.092	9.335	9.786	198.200	107.392	129.142	5.397	5.619	3.839	225.689	122.346	142.767
U.S.A.	19.902	7.338	7.501	185.371	99.922	105.338	5.038	5.414	3.789	210.310	112.674	116.629
CANADA	2.190	1.880	1.320	12.830	6.757	19.432	265	205	50	15.286	8.842	20.803
MEXICO		117	964		714	4.371	93			93	830	5.336
MERCOSUR	10.538	33.219	16.781	3.507	5.619	4.708	(.)	48	510	14.045	38.885	21.998
BRASIL/BRAZIL	5.237	6.556	7.494	2.453	1.194	1.958	(.)	48	510	7.690	7.798	9.961
CHILE	2.845	23.718	6.887	915	4.303	2.647				3.760	28.021	9.534
ARGENTINA	2.456	2.944	2.399	139	122	103				2.595	3.066	2.503
RESTO DE AMERICA REST OF AMERICA	18	218	59	8.452	9.199	8.518	428	519	395	8.897	9.936	8.971
CUBA			(.)	3.942	4.479	3.139				3.942	4.479	3.139
TRINIDAD Y TOBAGO		25		2.940	3.096	2.542			18	2.940	3.122	2.560
VENEZUELA		1		96	176	1.533				96	177	1.533
BARBADOS				1.067	1.144	914	90	35	108	1.156	1.179	1.022
BAHAMAS, ISLAS/ BAHAMAS ISLANDS				343	276	289	51	179	90	394	455	379
JAMAICA							215	162	126	215	162	126
SAN MARTIN/ SAINT MARTEEN		11	34			12					11	46
ECUADOR		14	12		14	19					28	31
PERU		64	13		14	15					77	28
SURINAM							36	90	54	36	90	54
ARUBA						53						53
ANTILLAS HOLANDESAS/ NETHERLAND ANTILLES		63									63	
BELICE							36	54		36	54	
CURACAO	18	40		25						43	40	
GUAYANA FRANCESA/ FRENCH GUAYANA				13						13		
RCA. DOMINICANA/ DOMINICAN REP.			(.)								(.)	
SAINT KITTS AND NEVIS				27						27		
UNION EUROPEA EUROPEAN UNION	11.720	12.761	12.971	8.843	13.004	13.130	4.961	4.543	3.464	25.524	30.309	29.564
REINO UNIDO/ UNITED KINGDOM	5.872	5.175	5.600	1.502	2.034	4.463	4.872	4.523	3.176	12.246	11.733	13.240
ALEMANIA/GERMANY	2.282	2.781	2.570	2.102	3.020	1.952	36			4.419	5.801	4.523
PAISES BAJOS/ NETHERLANDS	777	1.222	1.829	1.282	3.235	2.347		20	259	2.058	4.476	4.436
ESPAÑA/SPAIN	1.319	1.409	1.196	1.523	1.617	1.608	(.)			2.842	3.026	2.803
ITALIA/ITALY	153	752	673	603	955	1.637			23	756	1.707	2.333
PORTUGAL	363	486	408	569	609	317				932	1.095	725
SUECIA/SWEDEN	295	362	248	457	399	186				752	761	435
FRANCIA/FRANCE	363	240	122	688	693	491	35	(.)	5	1.086	933	618
DINAMARCA/DENMARK	216	210	151	41	128	58				257	338	209
REPUBLICA CHECA/ CZECH REP.	57	66	99							57	66	99
BELGICA - LUXEMBURGO/ BELGIUM - LUXEMBOURG		25	63	39	112	30	(.)			39	137	93
IRLANDA/IRELAND	22	21			202	39				22	223	39
MALTA			11				18			18		11
HUNGRÍA/HUNGARY		11		38						38	11	



POR DESTINO - CARNE BOVINA

BY DESTINATION - BEEF

2005 - 2007

Volumen (peso embarque), Tons.

Quantity (shipped weight), Tons.

DESTINO DESTINATION	ENFRIADA CHILLED			CONGELADA FROZEN			ELABORADA Y SALADA PROCESSED			TOTAL		
	2005	2006	2007	2005	2006	2007	2005	2006	2007	2005	2006	2007
RESTO DE EUROPA <i>REST OF EUROPE</i>	968	1.354	1.870	5.306	72.573	25.208				6.274	73.927	27.078
FEDERACION RUSA/ <i>RUSSIAN FED.</i>		27	25	3.715	70.212	22.972				3.715	70.239	22.997
ISLAS CANARIAS/ <i>CANARY ISLANDS</i>	918	1.167	1.643	1.036	1.389	1.267				1.954	2.556	2.910
NORUEGA/ <i>NORWAY</i>	11	58	79	243	383	414				254	441	493
ISLA MADEIRA/ <i>MADEIRA ISLAND</i>	11	47	70	52	172	165				63	219	234
CROACIA/ <i>CROATIA</i>				149		254				149		254
SUIZA/ <i>SWITZERLAND</i>	27	55	53	15	14					42	69	53
KAZAJSTAN				13		72				13		72
GIBRALTAR				13	13	25				13	13	25
BOSNIA						11						11
MACEDONIA/ <i>MACEDONIAN</i>						26						26
ISLAS MALVINAS/ <i>MALVINAS ISLANDS</i>				6	4	4				6	4	4
BULGARIA				65	361					65	361	
RUMANIA					25						25	
ASIA	35	26	26	7.560	19.863	17.722		65	11	7.595	19.954	17.759
ISRAEL				6.832	15.006	10.906				6.832	15.006	10.906
MALASIA/ <i>MALAYSIA</i>		13		230	4.529	3.457				230	4.541	3.457
CHINA	11		1	15	46	1.384				26	46	1.385
HONG KONG		13	24	12	98	1.001				12	110	1.025
Z. NEUTRAL PALESTINA/ <i>PALESTINIAN NEUTRAL Z.</i>				74	80	127				74	80	127
ARABIA SAUDITA/ <i>SAUDI ARABIA</i>	1			207	55	440				208	55	440
SINGAPUR/ <i>SINGAPORE</i>			1		12	156					12	157
VIETNAM						41						41
JORDANIA/ <i>JORDAN</i>				147	27	209				147	27	209
COREA/ <i>KOREA</i>							65	11		65	11	
EMIR. ARABES UNIDOS/ <i>UNITED ARAB EMIRATES</i>	19									19		
KUWAIT	4			43						47		
TAILANDIA/ <i>THAILAND</i>					10						10	
AFRICA				2.893	21.290	7.983		14		2.893	21.304	7.983
SUDAFRICA/ <i>SOUTH AFRICA</i>				963	10.296	5.616		14		963	10.310	5.616
ARGELIA/ <i>ALGERIA</i>				1.867	8.878	1.795				1.867	8.878	1.795
ANGOLA				27	2.094	488				27	2.094	488
GUINEA ECUATORIAL						33						33
MAYOTTE				22		25				22		25
GAMBIA						25						25
SEYCHELLES, ISLAS/ <i>SEYCHELLES, ISLAND</i>					22	2					22	2
GABON					(.)						(.)	
SENEGAL				14						14		
OCEANÍA	16	2		1.050	894	954				1.066	896	954
POLINESIA FRANCESA/ <i>FRENCH POLYNESIA</i>	16	2		1.050	894	954				1.066	896	954
ZONA FRANCA <i>DUTY FREE ZONE</i>	14	44		1	49					15	93	
PROVEDURIA MARITIMA <i>SHIP CHANDLER</i>	11			239	442	230			18	250	442	248
TOTAL	45.411	56.959	41.492	236.052	250.325	207.595	10.786	10.808	8.236	292.248	318.092	257.323

(.) Indica que la magnitud no alcanza a la mitad del último dígito utilizado. / Indicates the quantity does not reach half the last digit in use.

Nota: Los totales pueden no coincidir con la suma de parciales por razones de redondeo de cifras.

Note: Grand totals might not coincide with exact data addition due to round-up of numbers.



POR DESTINO - CARNE BOVINA

BY DESTINATION - BEEF

2005 - 2007

Volumen (peso carcasa**), Tons.

Quantity (carcase weight**), Tons.

DESTINO DESTINATION	ENFRIADA CHILLED			CONGELADA FROZEN			ELABORADA Y SALADA PROCESSED			TOTAL		
	2005	2006	2007	2005	2006	2007	2005	2006	2007	2005	2006	2007
NAFTA	31.916	13.480	14.117	293.792	158.499	190.767	14.392	16.210	11.585	340.100	188.190	216.470
U.S.A.	28.754	10.600	10.834	275.326	147.614	155.726	13.447	15.622	11.460	317.527	173.835	178.020
CANADA	3.162	2.712	1.909	18.466	9.861	28.619	762	589	125	22.389	13.162	30.652
MEXICO		169	1.375		1.024	6.423	184			184	1.192	7.797
MERCOSUR	13.173	45.319	21.454	4.615	7.739	6.325	(.)	120	1.274	17.789	53.178	29.053
BRASIL/BRAZIL	6.553	7.901	9.022	3.125	1.439	2.427	(.)	120	1.274	9.678	9.460	12.723
CHILE	4.130	34.424	10.000	1.310	6.149	3.772				5.440	40.573	13.772
ARGENTINA	2.490	2.993	2.433	181	151	125				2.671	3.144	2.558
RESTO DE AMERICA REST OF AMERICA	25	315	85	12.382	13.447	12.441	1.254	1.523	1.158	13.661	15.285	13.683
CUBA			(.)	5.710	6.465	4.523				5.710	6.465	4.523
TRINIDAD Y TOBAGO		38		4.356	4.595	3.778			53	4.356	4.633	3.831
VENEZUELA		2		139	255	2.223				139	257	2.223
BARBADOS				1.571	1.678	1.341	263	103	316	1.834	1.781	1.657
BAHAMAS, ISLAS/ BAHAMAS ISLANDS				513	413	432	148	525	263	662	938	694
JAMAICA							632	474	368	632	474	368
SAN MARTIN/ SAINT MARTEEN		15	49			17					15	66
ECUADOR		20	17		20	27					40	44
PERU		91	19		20	23					111	41
SURINAM							105	263	158	105	263	158
ARUBA						78						78
ANTILLAS HOLANDESAS/ NETHERLAND ANTILLES		91									91	
BELICE							105	158		105	158	
CURACAO	25	57		36						61	57	
GUAYANA FRANCESA/ FRENCH GUAYANA				19						19		
RCA. DOMINICANA/ DOMINICAN REP.		1									1	
SAINT KITTS AND NEVIS				39						39		
UNION EUROPEA EUROPEAN UNION	16.736	18.228	18.559	12.671	18.622	18.792	14.282	13.203	9.854	43.688	50.052	47.205
REINO UNIDO/ UNITED KINGDOM	8.373	7.376	8.001	2.149	2.913	6.393	14.166	13.144	9.016	24.688	23.433	23.410
ALEMANIA/GERMANY	3.255	3.964	3.663	2.990	4.293	2.779	64			6.310	8.256	6.442
PAISES BAJOS/ NETHERLANDS	1.109	1.748	2.626	1.832	4.604	3.359		58	760	2.941	6.411	6.745
ESPAÑA/SPAIN	1.886	2.016	1.714	2.170	2.309	2.300	(.)			4.055	4.325	4.014
ITALIA/ITALY	219	1.081	970	882	1.410	2.334			65	1.101	2.491	3.369
PORTUGAL	516	694	584	809	865	451				1.325	1.560	1.035
SUECIA/SWEDEN	424	520	357	650	568	265				1.074	1.088	622
FRANCIA/FRANCE	530	349	177	1.022	1.029	728		(.)	13	1.552	1.379	917
DINAMARCA/DENMARK	309	300	217	58	182	83				367	483	300
REPUBLICA CHECA/ CZECH REP	83	96	144							83	96	144
BELGICA - LUXEMBURGO/ BELGIUM - LUXEMBOURG		36	90	55	160	43	(.)			55	195	133
IRLANDA/IRELAND	31	30			289	57				31	319	57
MALTA			16				52			52		16
HUNGRÍA/HUNGARY		16		54						54	16	



POR DESTINO - CARNE BOVINA

BY DESTINATION - BEEF

2005 - 2007

Volumen (peso carcasa**), Tons.

Quantity (carcase weight**), Tons.

DESTINO DESTINATION	ENFRIADA CHILLED			CONGELADA FROZEN			ELABORADA Y SALADA PROCESSED			TOTAL		
	2005	2006	2007	2005	2006	2007	2005	2006	2007	2005	2006	2007
RESTO DE EUROPA <i>REST OF EUROPE</i>	1.376	1.931	2.665	7.668	106.006	36.647				9.044	107.938	39.311
FEDERACION RUSA/ <i>RUSSIAN FED.</i>		39	38	5.396	102.651	33.443				5.396	102.690	33.482
ISLAS CANARIAS/ <i>CANARY ISLANDS</i>	1.306	1.663	2.338	1.471	1.974	1.800				2.777	3.637	4.138
NORUEGA/ <i>NORWAY</i>	16	84	114	345	545	590				361	629	704
ISLA MADEIRA/ <i>MADEIRA ISLAND</i>	16	67	99	74	244	234				90	311	334
CROACIA/ <i>CROATIA</i>				222		379				222		379
SUIZA/ <i>SWITZERLAND</i>	38	78	75	21	20					60	98	75
KAZAJSTAN				19		106				19		106
GIBRALTAR				18	18	35				18	18	35
BOSNIA						16						16
MACEDONIA/ <i>MACEDONIAN</i>						39						39
ISLAS MALVINAS/ <i>MALVINAS ISLANDS</i>				8	6	6				8	6	6
BULGARIA				93	513					93	513	
RUMANIA					36						36	
ASIA	50	37	37	11.226	29.584	26.331		163	28	11.276	29.784	26.397
ISRAEL				10.192	22.461	16.356				10.192	22.461	16.356
MALASIA/ <i>MALAYSIA</i>		19		334	6.684	5.074				334	6.702	5.074
CHINA	16		1	21	66	2.050				37	66	2.051
HONG KONG		18	34	19	102	1.441				19	120	1.475
Z. NEUTRAL PALESTINA/ <i>PALESTINIAN NEUTRAL Z.</i>				110	120	189				110	120	189
ARABIA SAUDITA/ <i>SAUDI ARABIA</i>	1			287	80	638				288	80	638
SINGAPUR/ <i>SINGAPORE</i>			1		18	222					18	224
VIETNAM						58						58
JORDANIA/ <i>JORDAN</i>				212	39	303				212	39	303
COREA/ <i>KOREA</i>								163	28		163	28
EMIR. ARABES UNIDOS/ <i>UNITED ARAB EMIRATES</i>	27									27		
KUWAIT	5			51						56		
TAILANDIA/ <i>THAILAND</i>					15						15	
AFRICA				4.228	31.163	11.445		41		4.228	31.204	11.445
SUDAFRICA/ <i>SOUTH AFRICA</i>				1.396	14.911	8.061		41		1.396	14.952	8.061
ARGELIA/ <i>ALGERIA</i>				2.746	13.303	2.652				2.746	13.303	2.652
ANGOLA				43	2.917	605				43	2.917	605
GUINEA ECUATORIAL						49						49
MAYOTTE				23		37				23		37
GAMBIA						37						37
SEYCHELLES, ISLAS/ <i>SEYCHELLES, ISLAND</i>					32	3					32	3
GABON					(.)						(.)	
SENEGAL				20						20		
OCEANÍA	23	3		1.569	1.333	1.417				1.592	1.336	1.417
POLINESIA FRANCESA/ <i>FRENCH POLYNESIA</i>	23	3		1.569	1.333	1.417				1.592	1.336	1.417
ZONA FRANCA <i>DUTY FREE ZONE</i>	21	64		2	69					22	133	
PROVEDURIA MARITIMA <i>SHIP CHANDLER</i>	16			333	639	336			53	349	639	389
TOTAL	63.335	79.377	56.917	348.486	367.103	304.502	29.928	31.259	23.952	441.749	477.740	385.371

** Peso Carcasa - Estimado / Carcase Weight - Estimated.

(.) Indica que la magnitud no alcanza a la mitad del último dígito utilizado. / Indicates the quantity does not reach half the last digit in use.

Nota: Los totales pueden no coincidir con la suma de parciales por razones de redondeo de cifras.

Note: Grand totals might not coincide with exact data addition due to round-up of numbers.



POR DESTINO - CARNE BOVINA

BY DESTINATION - BEEF

2005 - 2007

Importe FOB, Miles de dólares

FOB Value, Thousand dollars

DESTINO DESTINATION	ENFRIADA CHILLED			CONGELADA FROZEN			ELABORADA Y SALADA PROCESSED			TOTAL		
	2005	2006	2007	2005	2006	2007	2005	2006	2007	2005	2006	2007
NAFTA	69.351	38.617	38.265	453.582	262.707	321.040	17.098	19.136	15.588	540.031	320.460	374.893
U.S.A.	61.336	29.708	28.385	419.769	243.549	259.793	16.219	18.680	15.419	497.324	291.937	303.597
CANADA	8.015	8.601	6.847	33.813	16.995	50.094	590	456	170	42.418	26.052	57.111
MEXICO		308	3.033		2.164	11.153	290			290	2.472	14.185
MERCOSUR	24.758	105.964	53.472	7.517	16.195	12.617	2	30	294	32.276	122.189	66.383
BRASIL/BRAZIL	13.926	20.097	28.755	5.098	3.464	5.075	2	30	294	19.025	23.592	34.124
CHILE	8.402	82.386	21.449	2.126	12.424	7.242				10.528	94.810	28.691
ARGENTINA	2.430	3.480	3.268	293	307	300				2.724	3.787	3.568
RESTO DE AMERICA REST OF AMERICA	53	897	344	17.260	24.355	25.042	781	1.110	841	18.094	26.362	26.227
CUBA			1	7.871	12.642	11.439				7.871	12.642	11.440
TRINIDAD Y TOBAGO		68		6.099	7.594	5.819			39	6.099	7.662	5.858
VENEZUELA		5		144	491	4.849				144	497	4.849
BARBADOS				2.321	2.973	2.080	154	76	229	2.475	3.048	2.309
BAHAMAS, ISLAS/ BAHAMAS ISLANDS				649	540	602	107	380	189	755	920	791
JAMAICA							387	339	268	387	339	268
SAN MARTIN/ SAINT MARTEEN		60	159			27					60	186
ECUADOR		85	82		66	96					151	178
PERU		280	101		50	32					330	133
SURINAM							62	194	117	62	194	117
ARUBA						97						97
ANTILLAS HOLANDEAS/ NETHERLAND ANTILLES		276									276	
BELICE							71	122		71	122	
CURACAO	53	120		69						122	120	
GUAYANA FRANCESA/ FRENCH GUAYANA				48						48		
RCA. DOMINICANA/ DOMINICAN REP.		2									2	
SAINT KITTS AND NEVIS				60						60		
UNION EUROPEA EUROPEAN UNION	76.199	101.434	122.573	36.994	61.693	64.202	11.992	10.393	10.276	125.186	173.520	197.051
REINO UNIDO/ UNITED KINGDOM	36.351	38.021	49.010	5.325	8.323	15.587	11.705	10.344	9.569	53.380	56.689	74.166
ALEMANIA/GERMANY	15.970	24.324	26.309	7.936	13.350	10.806	146			24.052	37.674	37.115
PAISES BAJOS/ NETHERLANDS	6.324	11.471	19.761	6.506	16.802	15.778		46	606	12.831	28.319	36.145
ESPAÑA/SPAIN	8.198	11.569	12.046	7.513	9.596	8.643	(.)			15.711	21.165	20.689
ITALIA/ITALY	1.038	5.422	5.149	1.977	3.531	6.460			65	3.016	8.953	11.673
PORTUGAL	1.398	2.770	2.819	2.152	3.304	2.070				3.550	6.074	4.889
SUECIA/SWEDEN	2.458	3.343	3.120	2.351	2.132	1.029				4.809	5.475	4.149
FRANCIA/FRANCE	2.097	1.665	1.026	2.301	2.661	2.936	105	2	36	4.503	4.328	3.998
DINAMARCA/DENMARK	1.832	1.924	1.768	320	614	447				2.152	2.538	2.215
REPUBLICA CHECA/ CZECH REP.	349	509	1.011							349	509	1.011
BELGICA - LUXEMBURGO/ BELGIUM - LUXEMBOURG		153	509	270	763	299	(.)			270	915	808
IRLANDA/IRELAND	184	157			617	148				184	774	148
MALTA			43				36			36		43
HUNGRÍA/HUNGARY		107		344						344	107	



POR DESTINO - CARNE BOVINA

BY DESTINATION - BEEF

2005 - 2007

Importe FOB, Miles de dólares

FOB Value, Thousand dollars

DESTINO DESTINATION	ENFRIADA CHILLED			CONGELADA FROZEN			ELABORADA Y SALADA PROCESSED			TOTAL		
	2005	2006	2007	2005	2006	2007	2005	2006	2007	2005	2006	2007
RESTO DE EUROPA <i>REST OF EUROPE</i>	4.884	8.989	13.868	13.947	198.174	76.139				18.831	207.164	90.007
FEDERACION RUSA/ <i>RUSSIAN FED.</i>		84	72	6.267	184.051	61.560				6.267	184.135	61.632
ISLAS CANARIAS/ <i>CANARY ISLANDS</i>	4.615	7.987	12.602	5.096	7.401	7.918				9.711	15.389	20.520
NORUEGA/ <i>NORWAY</i>	37	210	372	1.748	3.611	4.975				1.785	3.821	5.347
ISLA MADEIRA/ <i>MADEIRA ISLAND</i>	43	244	294	194	790	647				237	1.034	941
CROACIA/ <i>CROATIA</i>				329		641				329		641
SUIZA/ <i>SWITZERLAND</i>	189	463	528	63	59					252	522	528
KAZAJSTAN				34		118				34		118
GIBRALTAR				40	62	96				40	62	96
BOSNIA						74						74
MACEDONIA/ <i>MACEDONIAN</i>						68						68
ISLAS MALVINAS/ <i>MALVINAS ISLANDS</i>				33	32	41				33	32	41
BULGARIA				142	2.047					142	2.047	
RUMANIA					121						121	
ASIA	276	131	80	20.405	58.700	50.160		422	62	20.681	59.253	50.302
ISRAEL				18.598	47.263	35.193				18.598	47.263	35.193
MALASIA/ <i>MALAYSIA</i>		98		578	10.619	7.634				578	10.717	7.634
CHINA	70		10	60	124	2.797				131	124	2.806
HONG KONG		33	62	27	48	2.521				27	80	2.583
Z. NEUTRAL PALESTINA/ <i>PALESTINIAN NEUTRAL Z.</i>				239	369	672				239	369	672
ARABIA SAUDITA/ <i>SAUDI ARABIA</i>	6			383	144	671				388	144	671
SINGAPUR/ <i>SINGAPORE</i>			8		71	408					71	416
VIETNAM						136						136
JORDANIA/ <i>JORDAN</i>				215	10	128				215	10	128
COREA/ <i>KOREA</i>							422	62			422	62
EMIR. ARABES UNIDOS/ <i>UNITED ARAB EMIRATES</i>	174									174		
KUWAIT	26			304						330		
TAILANDIA/ <i>THAILAND</i>					53						53	
AFRICA				5.839	46.132	13.511		38		5.839	46.170	13.511
SUDAFRICA/ <i>SOUTH AFRICA</i>				1.425	18.563	7.525		38		1.425	18.600	7.525
ARGELIA/ <i>ALGERIA</i>				4.274	21.574	4.663				4.274	21.574	4.663
ANGOLA				52	5.937	1.066				52	5.937	1.066
GUINEA ECUATORIAL						129						129
MAYOTTE				29		62				29		62
GAMBIA						56						56
SEYCHELLES, ISLAS/ <i>SEYCHELLES, ISLAND</i>					58	10					58	10
GABON						1						1
SENEGAL				59						59		
OCEANÍA	72	12		3.568	3.730	4.247				3.640	3.742	4.247
POLINESIA FRANCESA/ <i>FRENCH POLYNESIA</i>	72	12		3.568	3.730	4.247				3.640	3.742	4.247
ZONA FRANCA <i>DUTY FREE ZONE</i>	53	143		4	134					57	277	
PROVEDURIA MARITIMA <i>SHIP CHANDLER</i>	49			706	1.905	782			41	756	1.905	823
TOTAL	175.695	256.186	228.602	559.823	673.727	567.740	29.873	31.130	27.102	765.391	961.043	823.444

(.) Indica que la magnitud no alcanza a la mitad del último dígito utilizado. / Indicates the quantity does not reach half the last digit in use.

Nota: Los totales pueden no coincidir con la suma de parciales por razones de redondeo de cifras.

Note: Grand totals might not coincide with exact data addition due to round-up of numbers.



POR DESTINO - CARNE OVINA

BY DESTINATION - SHEEPMEEAT

2005 - 2007

Volumen (peso embarque), Tons.

Quantity (shipped weight), Tons.

DESTINO DESTINATION	ENFRIADA CHILLED			CONGELADA FROZEN			ELABORADA Y SALADA PROCESSED			TOTAL		
	2005	2006	2007	2005	2006	2007	2005	2006	2007	2005	2006	2007
MERCOSUR			132	4.983	7.338	7.023				4.983	7.338	7.155
BRASIL/BRAZIL			132	4.719	7.112	6.916				4.719	7.112	7.048
ARGENTINA				265	226	107				265	226	107
RESTO DE AMERICA REST OF AMERICA				311	255	411	36			347	255	411
VENEZUELA						146						146
TRINIDAD Y TOBAGO				288	219	225				288	219	225
ECUADOR					10	14					10	14
BAHAMAS, ISLAS/ BAHAMAS ISLANDS					8	25					8	25
SAN MARTIN/ SAINT MARTEEN				23	18					23	18	
SURINAM							36			36		
UNION EUROPEA EUROPEAN UNION	105	124	125	3.230	3.393	3.429				3.335	3.517	3.553
REINO UNIDO/ UNITED KINGDOM			33	1.254	1.231	1.149				1.254	1.231	1.182
ALEMANIA/GERMANY	104	123	91	275	508	578				378	631	669
PAISES BAJOS/ NETHERLANDS				284	289	544				284	289	544
FRANCIA/FRANCE	1	1		932	873	652				933	874	652
ITALIA/ITALY				217	275	259				217	275	259
BELGICA - LUXEMBURGO/ BELGIUM - LUXEMBOURG				194	122	144				194	122	144
DINAMARCA/DENMARK				19	12	41				19	12	41
ESPAÑA/SPAIN				4	33	28				4	33	28
SUECIA/SWEDEN				39	12	22				39	12	22
IRLANDA/IRELAND					39	12					39	12
PORTUGAL			1									1
GRECIA/GREECE				13						13		
RESTO DE EUROPA REST OF EUROPE		3		185	449	302				185	452	302
NORUEGA/NORWAY					60	90					60	90
FEDERACION RUSA/ RUSSIAN FED.		3		100	234	158				100	237	158
ALBANIA				85	155	53				85	155	53
ASIA			19	1.750	3.736	2.744	13	54		1.763	3.790	2.763
ARABIA SAUDITA/ SAUDI ARABIA				1.142	1.616	1.441				1.142	1.616	1.441
CHINA				408	236	321				408	236	321
KUWAIT				25	159	301				25	159	301
JORDANIA/JORDAN			19	60	47	175				60	47	194
QATAR						174						174
VIETNAM						180						180
SIRIA					1.464	54					1.464	54
HONG KONG					34	89					34	89
SINGAPUR/SINGAPORE						4						4
MALASIA/MALAYSIA						5						5
EMIR. ARABES UNIDOS/ UNITED ARAB EMIRATES				51	35					51	35	
IRAK/IRAQ					60						60	
ISRAEL				63			13			76		
LIBANO/LEBANON								54			54	
OMAN					69						69	
TAILANDIA/THAILAND					16						16	



POR DESTINO - CARNE OVINA

BY DESTINATION - SHEEPMEAT
2005 - 2007

Volumen (peso embarque), Tons.
Quantity (shipped weight), Tons.

DESTINO DESTINATION	ENFRIADA CHILLED			CONGELADA FROZEN			ELABORADA Y SALADA PROCESSED			TOTAL		
	2005	2006	2007	2005	2006	2007	2005	2006	2007	2005	2006	2007
AFRICA				92	1.656	1.291				92	1.656	1.291
LIBIA					343	419					343	419
ARGELIA/ALGERIA					1.021	370					1.021	370
GABON					119	200					119	200
CONGO				18		37				18		37
GHANA					22	127					22	127
SEYCHELLES, ISLAS/ SEYCHELLES, ISLAND					39	36					39	36
COSTA DE MARFIL/ IVORY COAST				49	27	51				49	27	51
ANGOLA				12	61	23				12	61	23
GUINEA ECUATORIAL				13		28				13		28
LIBERIA					25						25	
OCEANÍA				16	16	125				16	16	125
POLINESIA FRANCESA/ FRENCH POLYNESIA				16	16	125				16	16	125
PROVEEDURIA MARITIMA SHIP CHANDLER				440	205	117				440	205	117
TOTAL	105	127	276	11.008	17.049	15.440	49	54		11.161	17.229	15.716

(.) Indica que la magnitud no alcanza a la mitad del último dígito utilizado. / Indicates the quantity does not reach half the last digit in use.

Nota: Los totales pueden no coincidir con la suma de parciales por razones de redondeo de cifras.

Note: Grand totals might not coincide with exact data addition due to round-up of numbers.



POR DESTINO - CARNE OVINA

BY DESTINATION - SHEEPMEEAT

2005 - 2007

Volumen (peso carcasa**), Tons.

Quantity (carcase weight**), Tons.

DESTINO DESTINATION	ENFRIADA CHILLED			CONGELADA FROZEN			ELABORADA Y SALADA PROCESSED			TOTAL		
	2005	2006	2007	2005	2006	2007	2005	2006	2007	2005	2006	2007
MERCOSUR			136	5.519	8.071	7.704				5.519	8.071	7.840
BRASIL/BRAZIL			136	5.243	7.836	7.592				5.243	7.836	7.728
ARGENTINA				276	235	112				276	235	112
RESTO DE AMERICA REST OF AMERICA				336	271	440	126			462	271	440
VENEZUELA						155						155
TRINIDAD Y TOBAGO				308	232	243				308	232	243
ECUADOR					11	16					11	16
BAHAMAS, ISLAS/ BAHAMAS ISLANDS					9	26					9	26
SAN MARTIN/ SAINT MARTEEN				29	20					29	20	
SURINAM							126			126		
UNION EUROPEA EUROPEAN UNION	222	263	265	6.861	7.207	7.282				7.083	7.470	7.547
REINO UNIDO/ UNITED KINGDOM			70	2.663	2.614	2.441				2.663	2.614	2.511
ALEMANIA/GERMANY	221	260	194	583	1.080	1.227				804	1.340	1.420
PAISES BAJOS/ NETHERLANDS				603	613	1.156				603	613	1.156
FRANCIA/FRANCE	1	2		1.981	1.855	1.384				1.982	1.857	1.384
ITALIA/ITALY				462	583	550				462	583	550
BELGICA - LUXEMBURGO/ BELGIUM - LUXEMBOURG				411	259	306				411	259	306
DINAMARCA/DENMARK				40	25	86				40	25	86
ESPAÑA/SPAIN				8	69	59				8	69	59
SUECIA/SWEDEN				82	24	47				82	24	47
IRLANDA/IRELAND					83	25					83	25
PORTUGAL			1									1
GRECIA/GREECE				28						28		
RESTO DE EUROPA REST OF EUROPE		5		301	785	583				301	790	583
NORUEGA/NORWAY					127	191					127	191
FEDERACION RUSA/ RUSSIAN FED.		5		213	496	336				213	501	336
ALBANIA				88	162	56				88	162	56
ASIA			20	2.321	4.232	3.663	45	187		2.366	4.419	3.682
ARABIA SAUDITA/ SAUDI ARABIA				1.425	1.711	1.562				1.425	1.711	1.562
CHINA				534	371	545				534	371	545
KUWAIT				53	299	531				53	299	531
JORDANIA/JORDAN			20	93	78	267				93	78	287
QATAR						209						209
VIETNAM						381						381
SIRIA					1.525	56					1.525	56
HONG KONG					44	97					44	97
SINGAPUR/SINGAPORE						8						8
MALASIA/MALAYSIA						5						5
EMIR. ARABES UNIDOS/ UNITED ARAB EMIRATES				81	36					81	36	
IRAK/IRAQ					63						63	
ISRAEL				135			45			179		
LIBANO/LEBANON								187			187	
OMAN					72						72	
TAILANDIA/THAILAND					34						34	



POR DESTINO - CARNE OVINA

BY DESTINATION - SHEEPMEAT

2005 - 2007

Volumen (peso carcasa**), Tons.

Quantity (carcase weight**), Tons.

DESTINO DESTINATION	ENFRIADA CHILLED			CONGELADA FROZEN			ELABORADA Y SALADA PROCESSED			TOTAL		
	2005	2006	2007	2005	2006	2007	2005	2006	2007	2005	2006	2007
AFRICA				96	1.871	1.350				96	1.871	1.350
LIBIA					358	437					358	437
ARGELIA/ALGERIA					1.209	385					1.209	385
GABON					124	208					124	208
CONGO				19		39				19		39
GHANA					23	132					23	132
SEYCHELLES, ISLAS/ SEYCHELLES, ISLAND					41	41					41	41
COSTA DE MARFIL/ IVORY COAST				51	28	53				51	28	53
ANGOLA				12	63	24				12	63	24
GUINEA ECUATORIAL				13		31				13		31
LIBERIA					26						26	
OCEANÍA				34	34	206				34	34	206
POLINESIA FRANCESA/ FRENCH POLYNESIA				34	34	206				34	34	206
PROVEEDURIA MARITIMA SHIP CHANDLER				475	217	124				475	217	124
TOTAL	222	267	421	15.943	22.688	21.352	171	187		16.336	23.143	21.773

** Peso Carcasa - Estimado / Carcase Weight - Estimated.

Nota: Los totales pueden no coincidir con la suma de parciales por razones de redondeo de cifras.

Note: Grand totals might not coincide with exact data addition due to round-up of numbers.



POR DESTINO - CARNE OVINA

BY DESTINATION - SHEEPMEEAT

2005 - 2007

Importe FOB, Miles de dólares

FOB Value, Thousand dollars

DESTINO DESTINATION	ENFRIADA CHILLED			CONGELADA FROZEN			ELABORADA Y SALADA PROCESSED			TOTAL		
	2005	2006	2007	2005	2006	2007	2005	2006	2007	2005	2006	2007
MERCOSUR			271	11.242	15.167	16.937				11.242	15.167	17.208
BRASIL/BRAZIL			271	10.944	14.921	16.779				10.944	14.921	17.050
ARGENTINA				298	247	158				298	247	158
RESTO DE AMERICA REST OF AMERICA				744	463	1.086	66			810	463	1.086
VENEZUELA						513						513
TRINIDAD Y TOBAGO				666	376	448				666	376	448
ECUADOR					32	72					32	72
BAHAMAS, ISLAS/ BAHAMAS ISLANDS					18	53					18	53
SAN MARTIN/ SAINT MARTEEN				78	37					78	37	
SURINAM							66			66		
UNION EUROPEA EUROPEAN UNION	782	787	764	19.401	19.882	20.219				20.182	20.669	20.983
REINO UNIDO/ UNITED KINGDOM			201	6.929	6.385	5.667				6.929	6.385	5.869
ALEMANIA/GERMANY	775	776	559	2.311	3.957	4.405				3.087	4.733	4.963
PAISES BAJOS/ NETHERLANDS				1.883	1.772	3.269				1.883	1.772	3.269
FRANCIA/FRANCE	6	11		4.696	4.377	3.214				4.702	4.388	3.214
ITALIA/ITALY				1.336	1.675	1.597				1.336	1.675	1.597
BELGICA - LUXEMBURGO/ BELGIUM - LUXEMBOURG				1.713	1.123	1.450				1.713	1.123	1.450
DINAMARCA/DENMARK				146	88	291				146	88	291
ESPAÑA/SPAIN				25	181	145				25	181	145
SUECIA/SWEDEN				285	101	118				285	101	118
IRLANDA/IRELAND					223	62					223	62
PORTUGAL			4									4
GRECIA/GREECE				77						77		
RESTO DE EUROPA REST OF EUROPE		20		324	1.073	1.187				324	1.093	1.187
NORUEGA/NORWAY					371	624					371	624
FEDERACION RUSA/ RUSSIAN FED.		20		127	382	444				127	402	444
ALBANIA				198	319	119				198	319	119
ASIA			64	2.964	6.974	4.881	18	79		2.982	7.052	4.944
ARABIA SAUDITA/ SAUDI ARABIA				2.073	3.034	2.958				2.073	3.034	2.958
CHINA				404	292	439				404	292	439
KUWAIT				41	185	439				41	185	439
JORDANIA/JORDAN			64	101	73	325				101	73	388
QATAR						293						293
VIETNAM						202						202
SIRIA					2.999	111					2.999	111
HONG KONG					34	96					34	96
SINGAPUR/SINGAPORE						12						12
MALASIA/MALAYSIA						6						6
EMIR. ARABES UNIDOS/ UNITED ARAB EMIRATES				103	72					103	72	
IRAK/IRAQ					120						120	
ISRAEL				241			18			259		
LIBANO/LEBANON								79			79	
OMAN					106						106	
TAILANDIA/THAILAND					61						61	



POR DESTINO - CARNE OVINA

BY DESTINATION - SHEEPMET

2005 - 2007

Importe FOB, Miles de dólares

FOB Value, Thousand dollars

DESTINO DESTINATION	ENFRIADA CHILLED			CONGELADA FROZEN			ELABORADA Y SALADA PROCESSED			TOTAL		
	2005	2006	2007	2005	2006	2007	2005	2006	2007	2005	2006	2007
AFRICA				255	3.449	2.739				255	3.449	2.739
LIBIA					733	1.038					733	1.038
ARGELIA/ALGERIA					2.153	859					2.153	859
GABON					178	263					178	263
CONGO				67		146				67		146
GHANA					34	132					34	132
SEYCHELLES, ISLAS/ SEYCHELLES, ISLAND					111	105					111	105
COSTA DE MARFIL/ IVORY COAST				129	47	83				129	47	83
ANGOLA				29	133	68				29	133	68
GUINEA ECUATORIAL				30		43				30		43
LIBERIA					60						60	
OCEANÍA				85	74	424				85	74	424
POLINESIA FRANCESA/ FRENCH POLYNESIA				85	74	424				85	74	424
PROVEEDURIA MARITIMA SHIP CHANDLER				1.192	440	274				1.192	440	274
TOTAL	782	807	1.098	36.207	47.522	47.747	84	79		37.073	48.407	48.845

Nota: Los totales pueden no coincidir con la suma de parciales por razones de redondeo de cifras.
Note: Grand totals might not coincide with exact data addition due to round-up of numbers.





POR DESTINO - CARNE EQUINA

BY DESTINATION - HORSEMEAT

2005 - 2007

Volumen (peso embarque), Tons.

Quantity (shipped weight), Tons.

DESTINO DESTINATION	ENFRIADA CHILLED			CONGELADA FROZEN			ELABORADA Y SALADA PROCESSED			TOTAL		
	2005	2006	2007	2005	2006	2007	2005	2006	2007	2005	2006	2007
UNION EUROPEA EUROPEAN UNION	1.841	1.778	2.044	829	170	828				2.670	1.948	2.872
BELGICA - LUXEMBURGO/ BELGIUM - LUXEMBOURG	959	856	881	722	170	774				1.681	1.026	1.655
PAISES BAJOS/ NETHERLANDS	320	263	450	108						428	263	450
FRANCIA/FRANCE	202	303	376			54				202	303	430
ITALIA/ITALY	360	356	338							360	356	338
RESTO DE EUROPA REST OF EUROPE	11	(.)	30	2.642	3.341	2.787				2.653	3.341	2.817
FEDERACION RUSA/ RUSSIAN FED.		(.)		2.642	3.341	2.787				2.642	3.341	2.787
SUIZA/SWITZERLAND	11		30							11		30
ASIA						25						25
JAPON/JAPAN						25						25
TOTAL	1.852	1.779	2.074	3.472	3.511	3.640				5.323	5.290	5.715

POR DESTINO - CARNE EQUINA

BY DESTINATION - HORSEMEAT

2005 - 2007

Volumen (peso carcasa*), Tons.

Quantity (carcase weight*), Tons.

DESTINO DESTINATION	ENFRIADA CHILLED			CONGELADA FROZEN			ELABORADA Y SALADA PROCESSED			TOTAL		
	2005	2006	2007	2005	2006	2007	2005	2006	2007	2005	2006	2007
UNION EUROPEA EUROPEAN UNION	2.789	2.694	3.097	1.257	258	1.255				4.045	2.952	4.351
BELGICA - LUXEMBURGO/ BELGIUM - LUXEMBOURG	1.453	1.297	1.335	1.093	258	1.173				2.546	1.555	2.508
PAISES BAJOS/ NETHERLANDS	486	399	681	163						649	399	681
FRANCIA/FRANCE	306	459	569			82				306	459	651
ITALIA/ITALY	545	539	511							545	539	511
RESTO DE EUROPA REST OF EUROPE	16	1	46	4.003	5.061	4.223				4.019	5.062	4.269
FEDERACION RUSA/ RUSSIAN FED.		1		4.003	5.061	4.223				4.003	5.062	4.223
SUIZA/SWITZERLAND	16		46							16		46
ASIA						38						38
JAPON/JAPAN						38						38
TOTAL	2.805	2.695	3.143	5.260	5.319	5.515				8.065	8.014	8.658

(.) Indica que la magnitud no alcanza a la mitad del último dígito utilizado. / Indicates the quantity does not reach half the last digit in use.

** Peso Carcasa - Estimado / Carcase Weight - Estimated.

Nota: Los totales pueden no coincidir con la suma de parciales por razones de redondeo de cifras.

Note: Grand totals might not coincide with exact data addition due to round-up of numbers.



POR DESTINO - CARNE EQUINA

BY DESTINATION - HORSEMEAT
2005 - 2007

Importe FOB, Miles de dólares
FOB Value, Thousand dollars

DESTINO DESTINATION	ENFRIADA CHILLED			CONGELADA FROZEN			ELABORADA Y SALADA PROCESSED			TOTAL		
	2005	2006	2007	2005	2006	2007	2005	2006	2007	2005	2006	2007
UNION EUROPEA <i>EUROPEAN UNION</i>	5.754	5.806	7.695	1.178	268	1.566				6.931	6.074	9.261
BELGICA - LUXEMBURGO/ <i>BELGIUM - LUXEMBOURG</i>	2.802	2.600	3.208	1.002	268	1.471				3.803	2.868	4.679
PAISES BAJOS/ <i>NETHERLANDS</i>	1.095	958	1.869	176						1.271	958	1.869
FRANCIA/ <i>FRANCE</i>	628	1.016	1.381			95				628	1.016	1.475
ITALIA/ <i>ITALY</i>	1.229	1.231	1.237							1.229	1.231	1.237
RESTO DE EUROPA <i>REST OF EUROPE</i>	39	2	137	4.631	6.946	5.096				4.670	6.948	5.233
FEDERACION RUSA/ <i>RUSSIAN FED.</i>		2		4.631	6.946	5.096				4.631	6.948	5.096
SUIZA/ <i>SWITZERLAND</i>	39		137							39		137
ASIA						40						40
JAPON/ <i>JAPAN</i>						40						40
TOTAL	5.792	5.808	7.832	5.809	7.214	6.702				11.601	13.022	14.534

Nota: Los totales pueden no coincidir con la suma de parciales por razones de redondeo de cifras.
Note: Grand totals might not coincide with exact data addition due to round-up of numbers.





POR DESTINO - CARNE DE AVE

BY DESTINATION - POULTRYMEAT

2005 - 2007

Volumen (peso embarque), Tons.

Quantity (shipped weight), Tons.

DESTINO DESTINATION	ENFRIADA CHILLED			CONGELADA FROZEN			ELABORADA Y SALADA PROCESSED			TOTAL		
	2005	2006	2007	2005	2006	2007	2005	2006	2007	2005	2006	2007
MERCOSUR				3						3		
ARGENTINA				3						3		
RESTO DE AMERICA <i>REST OF AMERICA</i>					508	56					508	56
VENEZUELA					508						508	
CURACAO						56						56
RESTO DE EUROPA <i>REST OF EUROPE</i>						56						56
FEDERACION RUSA/ <i>RUSSIAN FED.</i>						56						56
ASIA				24		53				24		53
ISLAS MALDIVAS/ <i>MALDIVAS ISLANDS</i>				24		53				24		53
AFRICA				82	203	1.301				82	203	1.301
ANGOLA				(.)	22	981				(.)	22	981
GHANA					25	108					25	108
CONGO					26	75					26	75
MOZAMBIQUE				24	50					24	50	
GUINEA ECUATORIAL				28		28				28		28
TOGO					54						54	
SEYCHELLES, ISLAS/ <i>SEYCHELLES, ISLAND</i>						54						54
ISLAS COMORES				30						30		
GABON						28						28
MAURITANIA						27						27
LIBERIA					26						26	
TOTAL				108	711	1.466				108	711	1.466

(.) Indica que la magnitud no alcanza a la mitad del último dígito utilizado. / Indicates the quantity does not reach half the last digit in use.

Nota: Los totales pueden no coincidir con la suma de parciales por razones de redondeo de cifras.

Note: Grand totals might not coincide with exact data addition due to round-up of numbers.



POR DESTINO - CARNE DE AVE

 BY DESTINATION - POULTRYMEAT
 2005 - 2007

 Importe FOB, Miles de dólares
 FOB Value, Thousand dollars

DESTINO DESTINATION	ENFRIADA CHILLED			CONGELADA FROZEN			ELABORADA Y SALADA PROCESSED			TOTAL		
	2005	2006	2007	2005	2006	2007	2005	2006	2007	2005	2006	2007
MERCOSUR				18						18		
ARGENTINA				18						18		
RESTO DE AMERICA REST OF AMERICA					592	62					592	62
CURACAO						62						62
VENEZUELA					592						592	
RESTO DE EUROPA REST OF EUROPE						105						105
FEDERACION RUSA/ RUSSIAN FED.						105						105
ASIA				27		65				27		65
ISLAS MALDIVAS/ MALDIVAS ISLANDS				27		65				27		65
AFRICA				73	176	1.288				73	176	1.288
ANGOLA				(.)	14	997				(.)	14	997
CONGO					17	77					17	77
GHANA					27	74					27	74
SEYCHELLES, ISLAS/ SEYCHELLES, ISLAND						63						63
MAURITANIA												32
GUINEA ECUATORIAL				28		26				28		26
GABON						18						18
ISLAS COMORES				29						29		
LIBERIA					28						28	
MOZAMBIQUE				16	55					16	55	
TOGO					35						35	
TOTAL				118	768	1.520				118	768	1.520

(.) Indica que la magnitud no alcanza a la mitad del último dígito utilizado. / Indicates the quantity does not reach half the last digit in use.
 Nota: Los totales pueden no coincidir con la suma de parciales por razones de redondeo de cifras.
 Note: Grand totals might not coincide with exact data addition due to round-up of numbers.





POR DESTINO - CARNE DE ANIMALES DE CAZA MENOR

BY DESTINATION - SMALL GAME MEAT

2005 - 2007

Volumen (peso embarque), Tons.

Quantity (shipped weight), Tons.

DESTINO DESTINATION	ENFRIADA CHILLED			CONGELADA FROZEN			ELABORADA Y SALADA PROCESSED			TOTAL		
	2005	2006	2007	2005	2006	2007	2005	2006	2007	2005	2006	2007
UNION EUROPEA <i>EUROPEAN UNION</i>				327	287	274				327	287	274
FRANCIA/ <i>FRANCE</i>				61	143	150				61	143	150
BELGICA - LUXEMBURGO/ <i>BELGIUM - LUXEMBOURG</i>				90	53	83				90	53	83
ALEMANIA/ <i>GERMANY</i>				176	44	40				176	44	40
ITALIA/ <i>ITALY</i>					20						20	
PAISES BAJOS/ <i>NETHERLANDS</i>					26						26	
TOTAL				327	287	274				327	287	274

Nota: Los totales pueden no coincidir con la suma de parciales por razones de redondeo de cifras.
Note: Grand totals might not coincide with exact data addition due to round-up of numbers.

POR DESTINO - CARNE DE ANIMALES DE CAZA MENOR

BY DESTINATION - SMALL GAME MEAT

2005 - 2007

Importe FOB, Miles de dólares

FOB Value, Thousand dollars

DESTINO DESTINATION	ENFRIADA CHILLED			CONGELADA FROZEN			ELABORADA Y SALADA PROCESSED			TOTAL		
	2005	2006	2007	2005	2006	2007	2005	2006	2007	2005	2006	2007
UNION EUROPEA <i>EUROPEAN UNION</i>				2.040	1.609	1.624				2.040	1.609	1.624
FRANCIA/ <i>FRANCE</i>				309	724	853				309	724	853
BELGICA - LUXEMBURGO/ <i>BELGIUM - LUXEMBOURG</i>				675	313	481				675	313	481
ALEMANIA/ <i>GERMANY</i>				1.057	305	290				1.057	305	290
ITALIA/ <i>ITALY</i>					83						83	
PAISES BAJOS/ <i>NETHERLANDS</i>					185						185	
TOTAL				2.040	1.609	1.624				2.040	1.609	1.624

Nota: Los totales pueden no coincidir con la suma de parciales por razones de redondeo de cifras.
Note: Grand totals might not coincide with exact data addition due to round-up of numbers.



POR DESTINO - CARNE PORCINA

BY DESTINATION - PORKMEAT
2005 - 2007

Volumen (peso embarque), Tons.
Quantity (shipped weight), Tons.

DESTINO DESTINATION	ENFRIADA CHILLED			CONGELADA FROZEN			ELABORADA Y SALADA PROCESSED			TOTAL		
	2005	2006	2007	2005	2006	2007	2005	2006	2007	2005	2006	2007
RESTO DE EUROPA <i>REST OF EUROPE</i>				486	601	374				486	601	374
FEDERACION RUSA/ <i>RUSSIAN FED.</i>				486	601	374				486	601	374
AFRICA						28						28
GUINEA ECUATORIAL						28						28
PROVEEDURIA MARITIMA <i>SHIP CHANDLER</i>						(.)						(.)
TOTAL				486	601	402				486	601	402

Nota: Los totales pueden no coincidir con la suma de parciales por razones de redondeo de cifras.
Note: Grand totals might not coincide with exact data addition due to round-up of numbers.

POR DESTINO - CARNE PORCINA

BY DESTINATION - PORKMEAT
2005 - 2007

Importe FOB, Miles de dólares
FOB Value, Thousand dollars

DESTINO DESTINATION	ENFRIADA CHILLED			CONGELADA FROZEN			ELABORADA Y SALADA PROCESSED			TOTAL		
	2005	2006	2007	2005	2006	2007	2005	2006	2007	2005	2006	2007
RESTO DE EUROPA <i>REST OF EUROPE</i>				716	1.080	565				716	1.080	565
FEDERACION RUSA/ <i>RUSSIAN FED.</i>				716	1.080	565				716	1.080	565
AFRICA						68						68
GUINEA ECUATORIAL						68						68
PROVEEDURIA MARITIMA <i>SHIP CHANDLER</i>						(.)						(.)
TOTAL				716	1.080	633				716	1.080	633

Nota: Los totales pueden no coincidir con la suma de parciales por razones de redondeo de cifras.
Note: Grand totals might not coincide with exact data addition due to round-up of numbers.



POR DESTINO - CARNE DE CONEJO

BY DESTINATION - RABBITMEAT

2005 - 2007

Volumen (peso embarque), Tons.

Quantity (shipped weight), Tons.

DESTINO DESTINATION	ENFRIADA CHILLED			CONGELADA FROZEN			ELABORADA Y SALADA PROCESSED			TOTAL		
	2005	2006	2007	2005	2006	2007	2005	2006	2007	2005	2006	2007
UNION EUROPEA EUROPEAN UNION						16						16
PAISES BAJOS/ NETHERLANDS						16						16
TOTAL						16						16

*Nota: Los totales pueden no coincidir con la suma de parciales por razones de redondeo de cifras.
Note: Grand totals might not coincide with exact data addition due to round-up of numbers.*

POR DESTINO - CARNE DE CONEJO

BY DESTINATION - RABBITMEAT

2005 - 2007

Importe FOB, Miles de dólares

FOB Value, Thousand dollars

DESTINO DESTINATION	ENFRIADA CHILLED			CONGELADA FROZEN			ELABORADA Y SALADA PROCESSED			TOTAL		
	2005	2006	2007	2005	2006	2007	2005	2006	2007	2005	2006	2007
UNION EUROPEA EUROPEAN UNION						69						69
PAISES BAJOS/ NETHERLANDS						69						69
TOTAL						69						69

*Nota: Los totales pueden no coincidir con la suma de parciales por razones de redondeo de cifras.
Note: Grand totals might not coincide with exact data addition due to round-up of numbers.*



 **inac**

EXPORTACIONES DE CARNE BOVINA POR DESTINO - 2007

Participación porcentual en dólares

NAFTA 46 %

USA  36,87%

CANADA  6,94 %

MEXICO  1,72 %

MERCOSUR 8 %

BRASIL  4,14%

CHILE  3,48 %

ARGENTINA  0,43 %

RESTO DEL MUNDO REST OF THE WORLD 7 %

CUBA  1,39 %

MALASIA  0,93 %

SUDAFRICA  0,91 %

TRINIDAD Y TOBAGO  0,71 %

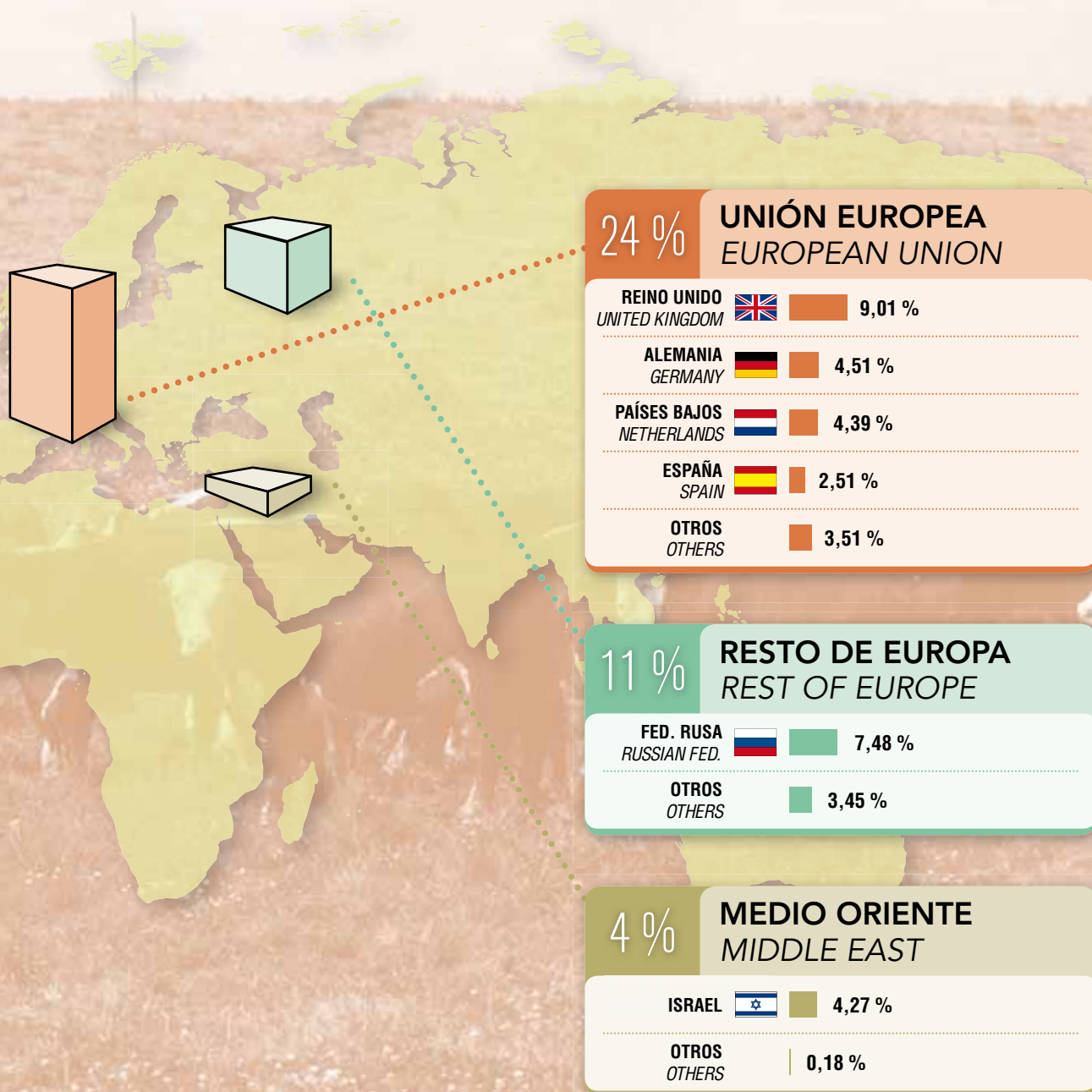
OTROS  3,16 %



BEEF EXPORTS - BY DESTINATION

2007

Percentage in dollars



EXPORTACIONES TOTALES DEL SECTOR CÁRNICO POR DESTINO - 2007

Participación porcentual en dólares

NAFTA 38 %

USA  31,28 %

CANADA  5,66 %

MEXICO  1,41 %

MERCOSUR 9 %

BRASIL  5,28 %

CHILE  3,27 %

ARGENTINA  0,83 %

PARAGUAY  0,00 %

RESTO DEL MUNDO REST OF THE WORLD 11 %

NIGERIA  1,27 %

HONG KONG  1,24 %

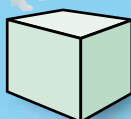

CHINA  1,17 %

CUBA  1,14 %

OTROS
OTHERS 6,47 %


TOTAL MEAT EXPORTS BY DESTINATION - 2007

Percentage in dollars



11 %

RESTO DE EUROPA REST OF EUROPE

FED. RUSA
RUSSIAN FED.  7,50 %

OTROS
OTHERS  3,01 %

26 %

UNIÓN EUROPEA EUROPEAN UNION

REINO UNIDO
UNITED KINGDOM  7,95 %

ALEMANIA
GERMANY  4,84 %

PAÍSES BAJOS
NETHERLANDS  4,25 %

ESPAÑA
SPAIN  2,62 %

ITALIA
ITALY  2,42 %

OTROS
OTHERS  3,63 %

5 %

MEDIO ORIENTE MIDDLE EAST

ISRAEL  3,61 %

OTROS
OTHERS  1,17 %

AÑO 2007

	Millones de dólares Million dollars	%
CARNE BOVINA BEEF	823	82
OTROS CONCEPTOS OTHERS	186	18
TOTAL	1.009	100



POR PRODUCTO - EXPORTACIONES TOTALES DEL SECTOR CÁRNICO

BY PRODUCT - TOTAL MEAT EXPORTS
2007Volumen (peso embarque, peso carcasa*) e importe FOB
Quantity (shipped weight, carcass weight*) and FOB Value

PRODUCTO / PRODUCT	KGS		KGS		INGRESO PROMEDIO AVERAGE INCOME		
	P. EMBARQUE SHIPPED W.	%	P. CARCASA CARCASS W.	DÓLARES DOLLARS	%	USD/TON P. EMB. SHIP. W.	USD/TON P. CARC. CARC. W.
• CARNE BOVINA/BEEF	257.322.797	57,68	385.370.781	823.444.118	81,57	3.200	2.137
•• REFRIGERADA/REFRIGERATED	249.086.629	55,83	361.418.764	796.341.632	78,89	3.197	2.203
••• ENFRIADA/CHILLED	41.491.742	9,30	56.916.990	228.601.582	22,65	5.510	4.016
•••• Delantero cuartos y cortes con hueso <i>Bone-in forequarters and cuts</i>	3.973.735		4.029.368	6.928.841		1.744	1.720
Asado <i>Short plate, rib plate</i>	3.946.483		4.001.734	6.709.126		1.700	1.677
Bife ancho <i>Regular roll</i>	27.252		27.634	219.715		8.062	7.951
•••• Trasero cuartos y cortes con hueso <i>Bone-in hindquarters and cuts</i>	12.928		13.109	103.151		7.979	7.869
Bife angosto con lomo (espinazo) <i>Striploin and tenderloin</i>	12.928		13.109	103.151		7.979	7.869
•••• Cuartos compen. y media res con hueso <i>Bone-in sides and comp. quarters</i>	785.000		795.990	1.505.280		1.918	1.891
Vaca Cont. 1/4 compensado <i>Cont. cow comp. quarters</i>	314.000		318.396	619.800		1.974	1.947
Nov/vaca Cont. 1/4 compensado <i>Cont. steer/cow comp. quarters</i>	471.000		477.594	885.480		1.880	1.854
•••• Otras carnes con hueso <i>Other bone-in cuts</i>	1.639.384		1.662.335	2.228.124		1.359	1.340
Asado 10/13 costillas <i>Rib plate, 10/13 ribs</i>	1.639.384		1.662.335	2.228.124		1.359	1.340
•••• Delantero cuartos y cortes sin hueso <i>Boneless forequarters and cuts</i>	2.816.914		4.209.807	16.910.111		6.003	4.017
Nov/vaca Cont. 1/4 delant.incomp. cortes <i>Cont. cow/steer incomplete forequarter cuts</i>	68.404		103.290	158.635		2.319	1.536
Bife ancho sin tapa <i>Cube roll</i>	1.581.994		2.357.171	13.037.775		8.241	5.531
Bife ancho con tapa <i>Spencer roll or regular roll</i>	2.735		4.075	28.973		10.594	7.110
Paleta <i>Shoulder</i>	103.540		154.274	253.308		2.446	1.642
Centro de carnaza de paleta <i>Shoulder clod heart</i>	11.232		16.736	28.642		2.550	1.711
Marucha <i>Blade clod</i>	7.766		11.571	27.771		3.576	2.400
Chingolo <i>Chuck tender</i>	23.436		34.920	56.050		2.392	1.605
Asado <i>Rib plate</i>	199		316	577		2.900	1.824
Aguja <i>Chuck roll</i>	42.112		62.747	123.771		2.939	1.973
Pecho <i>Brisket</i>	414.653		617.833	1.431.031		3.451	2.316
Nov. Cont., cortes delanteros <i>Cont. steer forequarter (specify cuts)</i>	134.634		203.298	438.833		3.259	2.159
Vaca Continental, cortes delanteros <i>Cont. cow forequarter cuts</i>	1.151		1.738	3.683		3.200	2.119
Nov/vaca Continental, cortes delanteros <i>Cont. steer/cow forequarter cuts</i>	425.059		641.839	1.321.062		3.108	2.058
•••• Trasero cuartos y cortes sin hueso <i>Boneless hindquarters and cuts</i>	18.925.808		26.853.032	140.271.608		7.412	5.224
Nov. Cont. 6 cortes trasero <i>Cont. steer hindquarter 6 cuts</i>	14.715		20.895	99.135		6.737	4.744



POR PRODUCTO - EXPORTACIONES TOTALES DEL SECTOR CÁRNICO

BY PRODUCT - TOTAL MEAT EXPORTS
2007

Volumen (peso embarque, peso carcasa*) e importe FOB
Quantity (shipped weight, carcass weight*) and FOB Value

PRODUCTO / PRODUCT	KGS		KGS		INGRESO PROMEDIO AVERAGE INCOME		
	P. EMBARQUE SHIPPED W.	%	P. CARCASA CARCASS W.	DÓLARES DOLLARS	%	USD/TON P. EMB. SHIP. W.	USD/TON P. CARC. CARC. W.
Nov. Cont. 5 cortes trasero <i>Cont. steer hindquarter 5 cuts</i>	89.725		127.409	403.986		4.503	3.171
Nov. Cont. 4 cortes trasero <i>Cont. steer hindquarter 4 cuts</i>	23.425		33.264	115.820		4.944	3.482
Nov. Cont. 3 cortes de la rueda <i>Cont. steer hindquarter 3 cuts round set</i>	74.846		106.281	302.718		4.045	2.848
Nov. Cont. 3 cortes trasero <i>Cont. steer hindquarter 3 cuts</i>	155.222		220.416	1.125.469		7.251	5.106
Nov/vaca Cont. 10 cortes del trasero <i>Steer/cow hindquarter 10 cuts</i>	20.989		29.804	91.033		4.337	3.054
Nov/vaca Cont. 7 cortes trasero <i>Cont. steer/cow hindquarter 7 cuts</i>	21.553		30.605	113.658		5.273	3.714
Nov/vaca Cont. 6 cortes trasero <i>Cont. steer/cow hindquarter 6 cuts</i>	24.419		34.675	82.561		3.381	2.381
Nov/vaca Cont. 5 cortes trasero <i>Cont. steer/cow hindquarter 5 cuts</i>	66.595		94.565	300.642		4.514	3.179
Nov/vaca Cont. 4 cortes trasero <i>Cont. steer/cow hindquarter 4 cuts (specify cuts)</i>	22.307		31.676	177.797		7.970	5.613
Nov/vaca Cont. 3 cortes del trasero <i>Cont. steer/cow hindquarter 3 cuts</i>	748.723		1.063.186	3.148.838		4.206	2.962
Bife angosto con cordón <i>Striploin strap on</i>	1.712.779		2.432.146	12.025.534		7.021	4.944
Bife angosto sin cordón <i>Striploin strap off</i>	628.317		892.210	5.107.521		8.129	5.725
Bife angosto y lomo <i>Striploin and tenderloin</i>	285.584		405.529	3.196.677		11.193	7.883
Bife chico de vacío (Flank Steak) <i>Flank steak</i>	5.532		6.750	30.976		5.599	4.589
Bife grande de vacío (Bavette) <i>Flank plate</i>	12.209		14.895	47.936		3.926	3.218
Bola de lomo <i>Thick flank or knuckle</i>	731.599		1.038.871	2.132.825		2.915	2.053
Cuadril c/tapa <i>Rump</i>	261.338		371.100	1.204.162		4.608	3.245
Cuadril sin tapa (Corazón de cuadril) <i>Rump cover off (Heart of rump)</i>	1.462.419		2.076.635	7.451.001		5.095	3.588
Cuadril con colita <i>Full rump</i>	44.286		62.886	212.703		4.803	3.382
Colita de cuadril <i>Rump skirt or tritip</i>	85.295		121.118	300.516		3.523	2.481
Carnaza cuadrada <i>Flat or outside</i>	1.090.389		1.548.353	3.266.783		2.996	2.110
Garrón <i>Shank</i>	8.653		12.288	20.298		2.346	1.652
Lomo hasta 2 libras sin cadena <i>Tenderloin 2 lbs. down chain off</i>	6.039		8.575	110.698		18.331	12.909
Lomo 2/3 libras sin cadena <i>Tenderloin 2/3 lbs. chain off</i>	17.603		24.996	217.442		12.352	8.699
Lomo 3/4 libras con cadena <i>Tenderloin 3/4 lbs. chain on</i>	33.670		47.811	528.760		15.704	11.059
Lomo 3/4 libras sin cadena <i>Tenderloin 3/4 lbs. chain off</i>	560.577		796.019	9.159.608		16.340	11.507
Lomo 4/5 libras con cadena <i>Tenderloin 4/5 lbs. chain on</i>	78.059		110.843	1.251.713		16.036	11.293



POR PRODUCTO - EXPORTACIONES TOTALES DEL SECTOR CÁRNICO

BY PRODUCT - TOTAL MEAT EXPORTS
2007Volumen (peso embarque, peso carcasa*) e importe FOB
Quantity (shipped weight, carcass weight*) and FOB Value

PRODUCTO / PRODUCT	KGS		KGS		INGRESO PROMEDIO AVERAGE INCOME	
	P. EMBARQUE	%	P. CARCASA	DÓLARES	USD/TON	USD/TON
	SHIPPED W.		CARCASS W.	DOLLARS	P. EMB. SHIP. W.	P. CARC. CARC. W.
Lomo 4/5 libras sin cadena <i>Tenderloin 4/5 lbs. chain off</i>	205.730		292.136	3.508.684	17.055	12.010
Lomo peso mínimo 5 libras con cadena <i>Tenderloin 5 lbs. up chain on</i>	47.040		66.797	808.675	17.191	12.107
Lomo peso mínimo 5 libras sin cadena <i>Tenderloin 5 lbs up chain off</i>	2.627		3.730	46.693	17.774	12.517
Lomo libraje combinado <i>Tenderloin combined weight</i>	205.293		291.516	3.600.260	17.537	12.350
Lomo (Cabeza, Centro, Cola) Enf <i>Tenderloin head</i>	18.737		26.607	347.499	18.546	13.060
Nalga <i>Topside or inside</i>	673.919		956.965	2.280.144	3.383	2.383
Nalga de afuera <i>Silverside</i>	19.478		27.659	70.089	3.598	2.534
Nalga sin tapa <i>Inside cap off</i>	733.576		1.041.678	2.769.827	3.776	2.659
Peceto <i>Eye round</i>	59.153		83.998	181.375	3.066	2.159
Tapa de cuadril <i>Rump cover</i>	2.189.667		3.109.327	13.885.765	6.341	4.466
Tapa de nalga <i>Inside cover</i>	22.780		32.348	64.921	2.850	2.007
Vacío <i>Flank</i>	7.259		8.856	29.240	4.028	3.302
Tortugueta <i>Leg of shank, heel muscle</i>	37.722		53.565	91.562	2.427	1.709
Bife angosto, lomo, cuadril (Rump & Loins) <i>Rump and loins</i>	5.713.914		8.113.758	57.220.399	10.014	7.052
Novillo Cont. 2 cortes del trasero <i>Cont. steer/cow hindquarter retail 2 cuts</i>	68.755		97.632	343.886	5.002	3.522
Bife de vacío (chico y grande) <i>Flank steaks</i>	1.244		1.518	6.717	5.400	4.426
2 cortes del trasero <i>Hindquarter 2 cuts</i>	550.217		781.309	2.571.330	4.673	3.291
Punta de vacío <i>Flank end</i>	81.830		99.833	217.730	2.661	2.181
●●● Cuartos compensados sin hueso <i>Boneless compensated quarters</i>	46.000		70.380	92.000	2.000	1.307
Vaca Cont/manuf 1/4 comp.incomp.en manta <i>Cont/cutter cow incomp. comp. quarters bulk pack</i>	46.000		70.380	92.000	2.000	1.307
●●● Otras carnes sin hueso <i>Other boneless cuts</i>	13.240.847		19.199.229	60.413.236	4.563	3.147
Novillo Cont. cortes delantero y trasero <i>Cont. steer fore/hind cuts</i>	4.651.719		6.744.992	14.875.721	3.198	2.205
Nov/Vaca Cont.cortes de delant.y trasero <i>Cont. steer/cow fore/hind cuts</i>	1.126.106		1.632.854	5.554.131	4.932	3.401
Nov/Vaca Cont/Manuf cortes de del. y tras. <i>Cont./cutter steer/cow fore/hind cuts</i>	1.122.869		1.628.161	6.154.538	5.481	3.780
Cortes del trasero y delantero <i>Forequarter and hindquarter cuts</i>	6.314.889		9.156.589	33.722.422	5.340	3.683
Entraña fina <i>Thin Skirt (Outside Skirt)</i>	25.264		36.633	106.423	4.212	2.905
●●● Carnes chicas <i>Boneless trimmings</i>	1.980		2.871	3.168	1.600	1.103



POR PRODUCTO - EXPORTACIONES TOTALES DEL SECTOR CÁRNICO

BY PRODUCT - TOTAL MEAT EXPORTS
2007

Volumen (peso embarque, peso carcasa*) e importe FOB
Quantity (shipped weight, carcass weight*) and FOB Value

PRODUCTO / PRODUCT	KGS		KGS		INGRESO PROMEDIO AVERAGE INCOME		
	P. EMBARQUE SHIPPED W.	%	P. CARCASA CARCASS W.	DÓLARES DOLLARS	%	USD/TON P. EMB. SHIP. W.	USD/TON P. CARC. CARC. W.
Trimmings <i>Trimmings</i>	1.980		2.871	3.168		1.600	1.103
•••• Manufactura sin hueso <i>Boneless cutter beef</i>	49.146		80.869	146.064		2.972	1.806
Vaca Manuf 1/4 delant. incomp. en cortes <i>Cutter cow incomplete forequarter cuts</i>	21.398		35.735	66.120		3.090	1.850
Vaca Manuf 1/4 delant. incomp. en manta <i>Cutter cow incomplete forequarter bulk pack</i>	15.704		26.226	30.309		1.930	1.156
Nov/vaca Manuf. 6 cortes trasero <i>Cutter steer/cow hindquarter 6 cuts</i>	12.044		18.909	49.636		4.121	2.625
••• CONGELADA/FROZEN	207.594.887	46,53	304.501.774	567.740.050	56,24	2.735	1.864
•••• Delantero cuartos y cortes con hueso <i>Bone-in forequarters and cuts</i>	1.189.425		1.219.161	2.093.031		1.760	1.717
Asado <i>Rib plate</i>	948.119		971.822	1.739.406		1.835	1.790
Bife ancho <i>Regular roll</i>	6.432		6.593	28.980		4.506	4.396
Pecho <i>Brisket</i>	135.017		138.393	208.289		1.543	1.505
Brazuelo <i>Shin</i>	26.679		27.346	32.015		1.200	1.171
Falda <i>Short plate</i>	55.704		57.097	58.540		1.051	1.025
Cogote <i>Neck in pieces</i>	15.257		15.638	12.206		800	780
2 Cortes vacunos (del., c/h, especificar) <i>2 beef cuts (forequarter bone-in)</i>	2.216		2.271	13.596		6.135	5.986
•••• Trasero cuartos y cortes con hueso <i>Bone-in hindquarters and cuts</i>	18.177		18.631	39.721		2.185	2.132
Bife angosto con lomo (espinazo) <i>Loins</i>	596		611	4.357		7.315	7.136
Bife angosto <i>Striploin</i>	118		121	826		7.000	6.829
Garrón <i>Shank</i>	17.463		17.900	34.538		1.978	1.930
•••• Otras carnes con hueso <i>Other bone-in cuts</i>	95.984		98.384	198.028		2.063	2.013
Cortes delantero y trasero <i>Steer/cow forequarters and hindquarters</i>	1.730		1.773	18.199		10.520	10.263
Asado a 13 costillas s/falda <i>10/13 rib plate</i>	94.254		96.610	179.830		1.908	1.861
•••• Manufactura con hueso <i>Bone-in manufacturing beef</i>	25.995		26.645	63.688		2.450	2.390
Toro Manuf. 1/4 delantero <i>Cutter bull forequarter</i>	25.995		26.645	63.688		2.450	2.390
•••• Delantero cuartos y cortes sin hueso <i>Boneless forequarters and cuts</i>	79.030.207		119.403.219	202.604.699		2.564	1.697
Nov/vaca Cont. 1/4 delant.incomp. cortes <i>Cont. steer/cow incomplete forequarter in retail c</i>	4.945.794		7.468.149	15.908.027		3.216	2.130
Nov/vaca Cont 1/4 delant.incomp.en manta <i>Cont. cow/steer incomp. forequarter, bulk pack</i>	35.593.539		53.746.244	75.106.285		2.110	1.397
Nov/vaca Cont/manuf 1/4 del.incomp.manta <i>Cont./cutter cow/steer incomp. forequarters, bulk</i>	6.648.892		10.571.737	14.359.351		2.160	1.358
Nov. Cont. 1/4 delantero completo cortes <i>Cont. steer whole forequarter retail cuts</i>	158.179		238.850	371.614		2.349	1.556



POR PRODUCTO - EXPORTACIONES TOTALES DEL SECTOR CÁRNICO

BY PRODUCT - TOTAL MEAT EXPORTS

2007

Volumen (peso embarque, peso carcasa*) e importe FOB

Quantity (shipped weight, carcass weight*) and FOB Value

PRODUCTO / PRODUCT	KGS		KGS		INGRESO PROMEDIO AVERAGE INCOME	
	P. EMBARQUE	%	P. CARCASA	DÓLARES	USD/TON	USD/TON
	SHIPPED W.		CARCASS W.	DOLLARS	P. EMB. SHIP. W.	P. CARC. CARC. W.
Nov/vaca Cont.1/4 delant. completo manta <i>Cont. steer/cow whole forequarter, bulk pack</i>	797.613		1.204.396	1.799.477	2.256	1.494
Nov Cont.del.Kosher 10 cortes <i>Cont. steer kosher forequarter 10 retail cuts</i>	471.978		712.687	1.470.741	3.116	2.064
Nov Cont.del.Kosher 9 cortes <i>Cont. steer kosher forequarter 9 retail cuts</i>	253.394		377.557	1.099.902	4.341	2.913
Nov Cont.delant.Kosher 9 cortes (15/16T) <i>Cont. steer kosher forequarter 9 cuts</i>	3.557.616		5.300.848	11.533.790	3.242	2.176
Nov/Vaca cont. delant. Kosher 9 cortes <i>Cont. cow kosher forequarter 9 retail cuts</i>	1.801.318		2.683.964	5.843.353	3.244	2.177
Nov Cont.del.Kosher (Nesher) 9 cortes <i>Cont. steer kosher nesher forequarter 9 cuts</i>	370.043		551.364	1.204.356	3.255	2.184
Asado Kosher <i>Kosher rib plate</i>	144.391		229.582	394.534	2.732	1.718
Nov/Vaca Cont. del.Kosher 7 cortes <i>Cont. steer/cow kosher forequarter 7 cuts</i>	67.373		100.386	220.409	3.271	2.196
Bife ancho sin tapa <i>Cube roll</i>	3.053.172		4.549.226	15.637.327	5.122	3.437
Bife ancho con tapa <i>Regular roll</i>	48.148		71.740	263.174	5.466	3.668
Cogote, aguja y paleta (Chuck and Blade) <i>Chuck and blade</i>	5.707.216		8.503.752	14.821.115	2.597	1.743
Cogote <i>Neck</i>	55.241		82.308	154.729	2.801	1.880
Carnaza de paleta <i>Shoulder clod</i>	323.569		482.118	807.195	2.495	1.674
Paleta <i>Shoulder clod</i>	2.959.482		4.409.628	7.120.906	2.406	1.615
Centro de carnaza de paleta <i>Shoulder clod heart</i>	307.922		458.804	733.498	2.382	1.599
Aguja y Cogote <i>Chuck Roll & Neck</i>	10.287		15.328	18.517	1.800	1.208
Marucha <i>Oyster blade</i>	786		1.171	4.087	5.200	3.490
Chingolo <i>Chuck tender</i>	679.494		1.012.446	1.734.939	2.553	1.714
Asado <i>Rib plate</i>	98.675		156.893	244.715	2.480	1.560
Aguja <i>Chuck roll</i>	3.938.811		5.868.829	9.433.209	2.395	1.607
Pecho <i>Brisket</i>	875.434		1.304.396	2.777.049	3.172	2.129
Brazuelo <i>Shin</i>	6.504		9.690	17.807	2.738	1.838
Tapa de bife ancho <i>Blade meat</i>	170.618		254.221	451.304	2.645	1.775
Tapa de aguja <i>Chuck cover</i>	490		730	1.617	3.300	2.215
Nov.Cont., cortes delanteros <i>Cont. steer forequarter cuts (specify cuts)</i>	898.090		1.356.116	2.434.244	2.710	1.795
Vaca Continental, cortes delanteros <i>Cont. cow forequarter cuts</i>	710.052		1.072.179	1.932.655	2.722	1.803
Nov/vaca Continental, cortes delanteros <i>Cont. steer/cow forequarter cuts</i>	4.360.290		6.584.038	14.649.849	3.360	2.225
Bife ancho porciones controladas <i>Regular roll, controled portions</i>	617		919	6.293	10.200	6.846



POR PRODUCTO - EXPORTACIONES TOTALES DEL SECTOR CÁRNICO

BY PRODUCT - TOTAL MEAT EXPORTS
2007

Volumen (peso embarque, peso carcasa*) e importe FOB
Quantity (shipped weight, carcass weight*) and FOB Value

PRODUCTO / PRODUCT	KGS		KGS		INGRESO PROMEDIO AVERAGE INCOME		
	P. EMBARQUE SHIPPED W.	%	P. CARCASA CARCASS W.	DÓLARES DOLLARS	%	USD/TON P. EMB. SHIP. W.	USD/TON P. CARC. CARC. W.
Novillo Cont. cortes delantero Chalack <i>Forequarter 2 cuts</i>	15.179		22.920	48.633		3.204	2.122
•••• Trasero cuartos y cortes sin hueso <i>Boneless hindquarters and cuts</i>	64.047.306		90.406.329	232.972.901		3.638	2.577
Nov/vaca 1/4 trasero completo <i>Steer/cow whole hindquarter</i>	12.240		17.258	27.050		2.210	1.567
Toro 1/4 trasero completo <i>Bull whole hindquarter</i>	26.003		36.664	57.857		2.225	1.578
Nov. Cont. 5 cortes trasero <i>Cont. steer hindquarter 5 cuts</i>	37.923		53.851	185.545		4.893	3.446
Nov. Cont. 4 cortes trasero <i>Cont. steer, hindquarter 4 cuts</i>	36.168		51.359	212.749		5.882	4.142
Nov. Cont. 3 cortes de la rueda <i>Cont. steer 3 cuts round set</i>	2.648.834		3.761.345	8.707.486		3.287	2.315
Nov. Cont. 3 cortes trasero <i>Cont. steer, hindquarter 3 cuts</i>	618.647		878.479	2.531.764		4.092	2.882
Nov/vaca Cont. 7 cortes trasero <i>Cont. steer/cow hindquarter 7 cuts</i>	68.978		97.949	225.189		3.265	2.299
Nov/vaca Cont. 6 cortes trasero <i>Cont. steer/cow hindquarter 6 cuts (specify cuts)</i>	136.253		193.480	662.547		4.863	3.424
Nov/vaca Cont. 5 cortes trasero <i>Cont. steer/cow hindquarter 5 cuts</i>	451.079		640.532	2.019.253		4.476	3.152
Nov/vaca Cont. 4 cortes trasero <i>Cont. steer/cow hindquarter 4 cuts</i>	245.148		348.110	1.162.731		4.743	3.340
Nov/vaca Cont. 3 cortes de la rueda <i>Cont. steer/cow 3 cuts round set</i>	3.162.813		4.491.195	10.347.317		3.272	2.304
Nov/vaca Cont. 3 cortes trasero <i>Cont. steer/cow hindquarter 3 cuts</i>	559.647		794.698	2.266.153		4.049	2.852
Bife angosto con cordón <i>Striploin strap on</i>	1.808.822		2.568.527	7.581.540		4.191	2.952
Bife angosto sin cordón <i>Striploin strap off</i>	2.671.938		3.794.151	10.976.431		4.108	2.893
Bife angosto y lomo <i>Beef loins</i>	397.929		565.059	3.089.985		7.765	5.468
Bife chico de vacío (Flank Steak) <i>Flank steak</i>	996.140		1.215.291	5.123.321		5.143	4.216
Bife grande de vacío (Bavette) <i>Flank plate</i>	1.371.308		1.672.995	6.229.608		4.543	3.724
Bola de lomo <i>Knuckle or thickflank</i>	9.493.967		13.481.432	27.537.241		2.900	2.043
Cuadril c/tapa <i>Rump</i>	384.240		545.621	1.306.676		3.401	2.395
Cuadril sin tapa (Corazón de cuadril) <i>Heart of rump</i>	1.918.631		2.724.456	7.378.548		3.846	2.708
Cuadril con colita <i>Full rump</i>	78.208		111.055	213.222		2.726	1.920
Colita de cuadril <i>Rump skirt or tritip</i>	798.537		1.133.922	2.635.762		3.301	2.324
Carnaza cuadrada <i>Flat or outside</i>	5.887.301		8.359.967	16.383.372		2.783	1.960
Garrón <i>Shank</i>	8.274.891		11.750.345	18.672.005		2.256	1.589
Lomo hasta 2 libras sin cadena <i>Tenderloin 2 lbs. chain off</i>	12.829		18.217	91.043		7.097	4.998



POR PRODUCTO - EXPORTACIONES TOTALES DEL SECTOR CÁRNICO

BY PRODUCT - TOTAL MEAT EXPORTS
2007Volumen (peso embarque, peso carcasa*) e importe FOB
Quantity (shipped weight, carcass weight*) and FOB Value

PRODUCTO / PRODUCT	KGS		KGS		INGRESO PROMEDIO AVERAGE INCOME		
	P. EMBARQUE SHIPPED W.	%	P. CARCASA CARCASS W.	DÓLARES DOLLARS	%	USD/TON P. EMB. SHIP. W.	USD/TON P. CARC. CARC. W.
Lomo 2/3 libras con cadena <i>Tenderloin 2/3 lbs. chain on</i>	745		1.058	3.874		5.200	3.662
Lomo 2/3 libras sin cadena <i>Tenderloin 2/3 lbs. chain off</i>	703.431		998.871	8.920.714		12.682	8.931
Lomo 3/4 libras con cadena <i>Tenderloin 3/4 lbs. chain on</i>	2.080		2.954	20.010		9.620	6.775
Lomo 3/4 libras sin cadena <i>Tenderloin 3/4 lbs. chain off</i>	520.676		739.359	7.496.513		14.398	10.139
Lomo 4/5 libras con cadena <i>Tenderloin 4/5 lbs. chain on</i>	22.637		32.145	279.380		12.342	8.691
Lomo 4/5 libras sin cadena <i>Tenderloin 4/5 lbs. chain off</i>	87.870		124.775	1.364.378		15.527	10.935
Lomo peso mínimo 5 libras sin cadena <i>Tenderloin 5 lbs. up chain off</i>	4.998		7.097	64.578		12.922	9.100
Lomo libraje combinado <i>Tenderloin combined weight</i>	718.818		1.020.721	9.868.815		13.729	9.668
Lomo (Cabeza, Centro, Cola) Cong <i>Butt tenderloin</i>	90		128	1.620		18.000	12.676
Nalga <i>Topside or inside</i>	3.857.008		5.476.952	12.126.234		3.144	2.214
Nalga de afuera <i>Outside</i>	1.009.192		1.433.053	2.890.638		2.864	2.017
Nalga sin tapa <i>Inside cap off</i>	5.754.543		8.171.451	21.091.291		3.665	2.581
Peceto <i>Eye round</i>	2.885.533		4.097.457	9.035.270		3.131	2.205
Tapa de cuadril <i>Rump cover, culotte</i>	778.355		1.105.265	4.369.920		5.614	3.954
Tapa de nalga <i>Inside cap</i>	1.516.399		2.153.287	3.526.587		2.326	1.638
Vacío <i>Flank</i>	392.902		479.341	1.654.655		4.211	3.452
Tortugueta <i>Leg of shank, heel muscle</i>	331.570		470.829	935.526		2.822	1.987
Bife angosto, lomo, cuadril (Rump & Loins) <i>Rump and loins</i>	62.970		89.418	512.009		8.131	5.726
Nov. Cont. 2 cortes trasero <i>Cont. steer hindquarter 2 cuts</i>	468.693		665.545	1.826.118		3.896	2.744
Bife angosto con y sin cordón <i>Striploin with and without sidestrap</i>	8.501		12.071	34.854		4.100	2.887
Bife de vacío (chico y grande) <i>Flank steaks</i>	143.625		175.222	742.861		5.172	4.240
Cola de Lomo <i>Tenderloin end</i>	709		1.007	3.545		5.000	3.521
2 cortes del trasero <i>Hindquarter 2 cuts</i>	1.272.366		1.806.760	4.801.574		3.774	2.658
Lomos porciones controladas <i>Tenderloin in portions</i>	287		408	3.806		13.260	9.338
Punta de vacío <i>Flank end</i>	1.300		1.586	5.200		4.000	3.279
Entraña interna <i>Inside skirt</i>	1.353.066		1.961.946	5.407.140		3.996	2.756
Carpaccio Bov. Cong. <i>Carpaccio frozen beef</i>	50.469		71.667	361.396		7.161	5.043
•••• Cuartos compensados sin hueso <i>Boneless compensated quarters</i>	7.496.124		11.361.860	17.352.033		2.315	1.527



POR PRODUCTO - EXPORTACIONES TOTALES DEL SECTOR CÁRNICO

BY PRODUCT - TOTAL MEAT EXPORTS
2007

Volumen (peso embarque, peso carcasa*) e importe FOB
Quantity (shipped weight, carcass weight*) and FOB Value

PRODUCTO / PRODUCT	KGS		KGS		INGRESO PROMEDIO AVERAGE INCOME		
	P. EMBARQUE SHIPPED W.	%	P. CARCASA CARCASS W.	DÓLARES DOLLARS	%	USD/TON P. EMB. SHIP. W.	USD/TON P. CARC. CARC. W.
Vaca Cont.1/4 comp.incompleto en cortes <i>Cont. cow incomplete compensated quarters in cuts</i>	52.285		75.814	154.765		2.960	2.041
Nov/vaca Cont.1/4 comp.incomp.en cortes <i>Cont. steer/cow incomplete comp. quarters in cuts</i>	80.243		116.352	246.817		3.076	2.121
Nov/vaca Cont/manuf 1/4 comp.inc. cortes <i>Cont./cutter steer/cow incomplete comp. quarters i</i>	108.938		166.676	315.921		2.900	1.895
Vaca Cont/manuf 1/4 comp.incomp.en manta <i>Cont/cutter cow incomplete compensated quarters bu</i>	471.532		721.444	1.093.065		2.318	1.515
Nov/vaca Cont.1/4 comp.incompleto manta <i>Cont. steer/cow incomplete comp. quarters, bulk pack</i>	1.078.914		1.564.425	2.437.948		2.260	1.558
Nov/vaca Cont/manuf 1/4 comp. manta <i>Cont./cutter, steer/cow incomp. compens. quarters,</i>	514.112		786.591	1.141.361		2.220	1.451
Vaca Cont. 1/4 comp.completo en manta <i>Cont. cow whole compensated quarters, bulk pack</i>	90.075		130.609	207.098		2.299	1.586
Vaca Cont/manuf 1/4 comp.completo manta <i>Cont./cutter cow whole compensated quarters, bulk</i>	537.252		821.996	1.199.777		2.233	1.460
Ternero 1/4 comp. completo en manta <i>Veal whole comp. quarter, bulk pack</i>	38.605		55.977	192.729		4.992	3.443
Nov/vaca/toro Cont/man.1/4 comp.incomp.m <i>Cont./cutter steer/cow/bull incomp. compens. quarter</i>	4.479.025		6.852.908	10.243.514		2.287	1.495
Vaca Cont/manuf 1/4 comp.completo cortes <i>Cont./cutter cow comp. quarter in cuts</i>	18.999		29.068	51.818		2.727	1.783
N/V/T Cont/manuf 1/4 comp.compl.cortes <i>Cont./cutter steer/cow/bull whole comp. quarter cut</i>	26.144		40.000	67.219		2.571	1.680
**** Otras carnes sin hueso <i>Other boneless cuts</i>	9.987.635		13.980.002	30.980.057		3.102	2.216
Carne en trozos <i>Diced beef</i>	1.000.623		1.450.903	2.899.114		2.897	1.998
Novillo Cont. cortes delantero y trasero <i>Cont. steer fore/hind cuts</i>	547.162		793.385	1.680.150		3.071	2.118
Nov/Vaca Cont.cortes de delant.y trasero <i>Cont. steer/cow fore/hind cuts</i>	939.509		1.362.287	3.308.620		3.522	2.429
Nov/vaca Cont/manuf cortes de del.y tras <i>Cont./cutter steer/cow fore/hind cuts</i>	399.956		611.933	2.728.396		6.822	4.459
Carne picada <i>Minced meat</i>	1.394.498		2.022.022	2.811.367		2.016	1.390
Intercostales <i>Finger trimmings</i>	25.193		40.056	59.086		2.345	1.475
Cortes delantero y trasero <i>Forequarter and hindquarter cuts (specify)</i>	3.616.719		5.244.242	11.178.458		3.091	2.132
Entraña gruesa <i>Thick Skirt (Hanging Tender)</i>	365.396			981.828		2.687	
Entraña fina <i>Thin Skirt (Outside Skirt)</i>	1.439.640		2.087.479	4.771.297		3.314	2.286
Corcho cuadril, Cordon bife, Cadena lomo, Cong <i>Rump, Striploin & Tenderloin Meat</i>	258.940		367.695	561.740		2.169	1.528
**** Carnes chicas <i>Boneless trimmings</i>	36.165.884		52.440.532	59.353.824		1.641	1.132
Carne tendinosa <i>Tendinous meat</i>	374.002		542.303	174.460		466	322
Recortes <i>Trimmings</i>	96.401		139.781	72.806		755	521
Trimmings <i>Trimmings</i>	35.575.983		51.585.176	58.894.662		1.655	1.142
Carnes chicas <i>Portioned trimmings</i>	56.499		81.924	79.250		1.403	967



POR PRODUCTO - EXPORTACIONES TOTALES DEL SECTOR CÁRNICO

BY PRODUCT - TOTAL MEAT EXPORTS
2007Volumen (peso embarque, peso carcasa*) e importe FOB
Quantity (shipped weight, carcass weight*) and FOB Value

PRODUCTO / PRODUCT	KGS		KGS		INGRESO PROMEDIO AVERAGE INCOME		
	P. EMBARQUE SHIPPED W.	%	P. CARCASA CARCASS W.	DÓLARES DOLLARS	%	USD/TON P. EMB. SHIP. W.	USD/TON P. CARC. CARC. W.
Carne roja <i>Portioned forequarters and hindquarters</i>	36.984		53.627	115.738		3.129	2.158
Recortes grasos <i>Fatty trimmings</i>	26.015		37.722	16.910		650	448
••• Manufactura sin hueso <i>Boneless cutter beef</i>	9.538.150		15.547.013	22.082.068		2.315	1.420
Nov Manuf 1/4 delant. incomp. en cortes <i>Cutter steer incomplete forequarter in cuts</i>	27.200		45.424	51.680		1.900	1.138
Nov/vaca Manuf. 1/4 delant.incomp. cortes <i>Cutter steer/cow incomp. forequarter cuts</i>	117.981		197.029	278.718		2.362	1.415
Nov Manuf 1/4 delant.incompleto en manta <i>Cutter steer incomplete forequarter, bulk pack</i>	1.368.703		2.285.734	2.973.121		2.172	1.301
Vaca Manuf 1/4 delant. incomp. en manta <i>Cutter cow incomp. forequarter, bulk pack</i>	77.060		128.690	171.800		2.229	1.335
Nov/vaca Manuf 1/4 delant.incomp. manta <i>Cutter steer/cow incomp. forequarter, bulk pack</i>	1.415.705		2.364.227	2.956.672		2.088	1.251
Vaca Manuf. 1/4 delantero completo manta <i>Cutter cow whole forequarter, bulk pack</i>	18.044		30.133	44.208		2.450	1.467
Toro Manuf. 1/4 delantero completo manta <i>Cutter bull whole forequarter, bulk pack</i>	166.260		277.654	389.955		2.345	1.404
Nov/vaca Manuf. 6 cortes trasero <i>Cutter steer/cow hindquarter 6 cuts</i>	21.643		33.980	72.184		3.335	2.124
Nov/vaca Manuf. 1/4 comp.incomp.en cortes <i>Cutter steer/cow incomp. comp. quarter cuts</i>	179.948		289.716	470.414		2.614	1.624
Vaca Manuf. 1/4 comp.incompleto en manta <i>Cutter cow incomplete comp. quarters, bulk pack</i>	1.320.426		2.125.886	2.996.512		2.269	1.410
Nov/vaca Manuf. 1/4 comp.incomp.en manta <i>Cutter steer/cow incomp. comp. quarters, bulk pack</i>	1.364.594		2.196.996	3.137.931		2.300	1.428
Ternero 1/4 comp. incompleto en manta <i>Cutter veal incomp. comp. quarter, bulk pack</i>	26.484		42.639	100.639		3.800	2.360
Toro Manuf. 1/4 comp. completo en manta <i>Cutter bull whole comp. quarters, bulk pack</i>	241.124		388.210	553.067		2.294	1.425
Toro Manuf. 1/4 comp.incompleto en manta <i>Cutter bull incomp. comp. quarters, bulk pack</i>	2.009.791		3.235.764	4.778.693		2.378	1.477
Nov/vaca/toro Manuf. 1/4 comp.incomp.mta. <i>Cutter steer/cow/bull incomp. compens. quarters, b</i>	601.470		968.367	1.346.452		2.239	1.390
Vaca/toro Manuf./cont 1/4 comp.incomp.mta <i>Cutter/canned cow/bull incomp. comp. quarters bulk p</i>	52.034		83.775	114.475		2.200	1.366
Toro Manuf. Cortes delant. y trasero <i>Cutter bull hindquarter and forequarter cuts</i>	107.036		172.328	248.325		2.320	1.441
Nov/Vac/Tor del/tras en trozos <i>Cutter hind/tore in pieces</i>	422.647		680.462	1.397.224		3.306	2.053
•• ELABORADA Y SALADA/PROCESSED AND SALTED	8.236.168	1,85	23.952.017	27.102.486	2,68	3.291	1.132
••• ELABORADA/PROCESSED	7.640.117	1,71	21.623.339	21.935.239	2,17	2.871	1.014
•••• Cocida <i>Cooked</i>	2.259.213		5.648.032	8.317.831		3.682	1.473
Carne en trozos, cocida/cong.(Pie beef) <i>Pie beef</i>	556.203		1.390.508	2.140.479		3.848	1.539
Cortes comb.cocida/cong.(Cuts beef) <i>Cuts beef</i>	2.019		5.048	14.070		6.969	2.787
Cortes cocida/cong.(Cuts beef)C.cuadrada <i>Cooked frozen cuts beef</i>	118.602		296.505	450.843		3.801	1.521
Cortes, cocida/cong.(Cuts beef) Nalga <i>Cuts beef</i>	583.609		1.459.024	3.587.927		6.148	2.459



POR PRODUCTO - EXPORTACIONES TOTALES DEL SECTOR CÁRNICO

BY PRODUCT - TOTAL MEAT EXPORTS
2007

Volumen (peso embarque, peso carcasa*) e importe FOB
Quantity (shipped weight, carcass weight*) and FOB Value

PRODUCTO / PRODUCT	KGS		KGS			INGRESO PROMEDIO AVERAGE INCOME	
	P. EMBARQUE	%	P. CARCASA	DÓLARES	%	USD/TON	USD/TON
	SHIPPED W.		CARCASS W.	DOLLARS		P. EMB. SHIP. W.	P. CARC. CARC. W.
Carne vac. en cortes cocida/cong. <i>Cooked frozen cuts beef</i>	14.501		36.253	84.124		5.801	2.320
Carne cocida cong. (dicing) <i>Cooked frozen beef - dicing</i>	475.278		1.188.195	1.752.578		3.687	1.475
Carne cocida molida congelada <i>Cooked minced meat</i>	509.000		1.272.500	287.810		565	226
**** Corned Beef	5.140.344		15.071.490	11.555.464		2.248	767
<i>Corned Beef</i>							
Corned beef 1ra. USA 24/12 onzas <i>Corned beef 1st. USA 24/12 ounces</i>	1.418.844		4.160.051	3.168.474		2.233	762
Corned beef Continental 24/12 onzas <i>Corned beef continental 24/12 ounces</i>	258.508		757.945	579.744		2.243	765
Corned beef 1ra. USA 6/9 libras <i>Corned beef 1st. USA 6/9 lbs.</i>	304.494		892.776	778.872		2.558	872
Corned beef 1ra. USA 6/6 libras <i>Corned beef 1st. USA 6/6 lbs.</i>	34.876		102.256	73.702		2.113	721
Corned beef Continental 6/6 libras <i>Corned beef continental 6/6 lbs.</i>	411.951		1.207.840	947.109		2.299	784
Corned beef Terceros países 24/12 onzas <i>Corned beef 24/12 ounces</i>	341.088		1.000.070	731.487		2.145	731
Corned beef Terceros países 6/6 libras <i>Corned beef Third countries 6/6 ounces</i>	106.733		312.941	241.974		2.267	773
Corned Beef 4/10 lbs. Continental <i>Corned beef continental 4/10 lbs.</i>	665.624		1.951.610	1.464.111		2.200	750
Corned beef 14 lbs. Continental <i>Canned corned beef 14 lbs.</i>	1.528.309		4.481.002	3.405.777		2.228	760
Corned Beef Continental 6/9 lbs. <i>Corned Beef Continental 6/9 lbs.</i>	69.918		205.000	164.215		2.349	801
**** Otras conservas	240.560		903.818	2.061.944		8.571	2.281
<i>Other canned meats</i>							
Dried beef <i>Dried beef</i>	122.680		652.043	1.697.170		13.834	2.603
Cubed beef 6/6 libras <i>Cubed beef 6/6 lbs.</i>	17.626		31.727	66.959		3.799	2.111
Roast beef <i>Roast beef</i>	65.280		117.504	204.997		3.140	1.745
Ground beef 6/9 libras <i>Ground beef 6/9 lbs.</i>	34.974		102.544	92.817		2.654	905
*** SALADA/SALTED	596.051	0,13	2.328.678	5.167.246	0,51	8.669	2.219
**** Salada	596.051		2.328.678	5.167.246		8.669	2.219
<i>Salted</i>							
Bresaola <i>Air Dried Beef</i>	76.307		209.844	1.123.147		14.719	5.352
Tasajo <i>Air Dried Beef</i>	249.585		686.359	1.541.073		6.175	2.245
Basturma <i>Basturma</i>	1.334		3.669	14.705		11.023	4.008
Beef Jerky <i>Beef Jerky</i>	268.825		1.428.806	2.488.321		9.256	1.742
• CARNE OVINA/SHEEPM EAT	15.716.074	3,52	21.772.537	48.845.281	4,84	3.108	2.243
•• REFRIGERADA/REFRIGERATED	15.716.074	3,52	21.772.537	48.845.281	4,84	3.108	2.243
••• ENFRIADA/CHILLED	275.844	0,06	420.598	1.098.423	0,11	3.982	2.612
•••• Otras carnes y cortes con hueso	151.091		155.624	334.194		2.212	2.147
<i>Other bone-in cuts</i>							



POR PRODUCTO - EXPORTACIONES TOTALES DEL SECTOR CÁRNICO

BY PRODUCT - TOTAL MEAT EXPORTS
2007Volumen (peso embarque, peso carcasa*) e importe FOB
Quantity (shipped weight, carcass weight*) and FOB Value

PRODUCTO / PRODUCT	KGS		KGS		INGRESO PROMEDIO AVERAGE INCOME		
	P. EMBARQUE SHIPPED W.	%	P. CARCASA CARCASS W.	DÓLARES DOLLARS	%	USD/TON P. EMB. SHIP. W.	USD/TON P. CARC. CARC. W.
Cuarto delantero <i>Forequarters w/ribplate & flank</i>	132.000		135.960	270.600		2.050	1.990
Paleta <i>Shoulderclod</i>	9.711		10.002	26.947		2.775	2.694
Pierna de capón y oveja <i>Whether/ewe leg</i>	4.780		4.923	17.328		3.625	3.519
Pierna c/h de patela, c/cuadril,s/garrón <i>Leg bone-in kneecap with rump shank off</i>	4.600		4.738	19.320		4.200	4.078
•••• Traseros cuartos y cortes sin hueso <i>Boneless hindquarters and cuts</i>	124.753		264.975	764.229		6.126	2.884
Pierna <i>Leg</i>	113.983		242.099	654.760		5.744	2.705
Lomo <i>Tenderloin</i>	2.710		5.756	29.015		10.707	5.041
Bife angosto <i>Striploin</i>	7.440		15.803	76.234		10.247	4.824
Pierna, Bife Angosto, Lomo <i>Leg, Striploin, Tenderloin</i>	620		1.317	4.220		6.806	3.205
••• CONGELADA/FROZEN	15.440.230	3,46	21.351.939	47.746.858	4,73	3.092	2.236
•••• Carc. ent. cordero hasta 13 k. <i>Bone-in lamb up to 13 k.</i>	328.533		342.331	730.891		2.225	2.135
Cordero carcasa 6/13 kgs. <i>Lamb carcass 6/13 k.</i>	78.741		82.048	205.033		2.604	2.499
Cordero carcasa 8/11 kgs. <i>Lamb carcass 8/11 k.</i>	42.567		44.355	89.445		2.101	2.017
Cordero carcasa 8/13 kgs. <i>Lamb carcass 8/13 k.</i>	76.956		80.188	174.699		2.270	2.179
Cordero carcasa 11/13 kgs. <i>Lamb carcass 11/13 kg.</i>	130.269		135.741	261.714		2.009	1.928
•••• Carc. ent. corderos, borregos 8/18 k. <i>Bone-in lamb carcass 8/18 k.</i>	1.180.384		1.229.960	2.590.546		2.195	2.106
Cordero/borrego carcasa 8/15 kgs. <i>Lamb/hogget carcass 8/15 k.</i>	210.085		218.909	527.663		2.512	2.410
Cordero/borrego carcasa 13/16 kgs. <i>Lamb/hogget carcass 13/16 k.</i>	258.489		269.346	532.425		2.060	1.977
Cordero/borrego carcasa 11/16 kgs. <i>Lamb/hogget carcass 11/16 k.</i>	711.810		741.706	1.530.458		2.150	2.063
•••• Carc. ent. borr. mas 16k, capones/ovejas <i>Bone-in hoggets more than 16k, wethers, ewes carc</i>	151.441		157.802	327.010		2.159	2.072
Capón/oveja carcasa <i>Whether/ewe carcass</i>	18.172		18.935	44.113		2.428	2.330
Capón carcasa 16/30 kgs. <i>Wether carcass 16/30 k.</i>	34.237		35.675	78.747		2.300	2.207
Ovino carcasa hasta 22 kgs. <i>Sheep carcass up to 22 k.</i>	3.500		3.647	8.050		2.300	2.207
Cordero en cortes <i>Sheepmeat cuts</i>	95.532		99.544	196.099		2.053	1.970
•••• Otras carnes y cortes con hueso <i>Other bone-in cuts</i>	8.915.529		9.289.981	20.293.851		2.276	2.184
Pecho <i>Brisket</i>	15.232		15.872	11.881		780	749
Delantero <i>Sheep forequarter</i>	271		282	434		1.603	1.538
Paleta <i>Shoulder blade</i>	2.848.808		2.968.457	5.887.521		2.067	1.983



POR PRODUCTO - EXPORTACIONES TOTALES DEL SECTOR CÁRNICO

BY PRODUCT - TOTAL MEAT EXPORTS
2007

Volumen (peso embarque, peso carcasa*) e importe FOB
Quantity (shipped weight, carcass weight*) and FOB Value

PRODUCTO / PRODUCT	KGS		KGS		INGRESO PROMEDIO AVERAGE INCOME		
	P. EMBARQUE SHIPPED W.	%	P. CARCASA CARCASS W.	DÓLARES DOLLARS	%	USD/TON P. EMB. SHIP. W.	USD/TON P. CARC. CARC. W.
Asado <i>Rib plate</i>	2.423.505		2.525.292	2.900.394		1.197	1.149
French Rack Corto <i>Short French Rack</i>	177.159		184.600	775.430		4.377	4.201
Cogote <i>Neck</i>	209.101		217.883	268.525		1.284	1.232
Brazuelo <i>Shin</i>	12.563		13.091	16.332		1.300	1.248
Pierna de capón y oveja <i>Wether/ewe leg</i>	583.671		608.185	1.844.146		3.160	3.032
Pierna de cordero <i>Lamb leg</i>	217.204		226.326	704.273		3.242	3.112
Pierna de borrego <i>Hogget leg</i>	60.245		62.775	177.046		2.939	2.820
Pierna y carré <i>Leg and loin</i>	23.961		24.967	113.021		4.717	4.527
Bife angosto con lomo <i>Loins</i>	10.390		10.826	27.177		2.616	2.510
French rack <i>Frenched rack</i>	322.699		336.252	2.732.976		8.469	8.128
Garrón <i>Shank</i>	7.626		7.946	12.111		1.588	1.524
Carcasa ovina en trozos <i>Sheep carcass in pieces</i>	39.620		41.284	93.240		2.353	2.258
Corte Carré <i>Bone-in loins</i>	285.734		297.735	888.130		3.108	2.983
Cortes (Carré, Asado, Pierna, Paleta) <i>Sheep meat cuts</i>	542.644		565.435	1.312.569		2.419	2.321
Cortes del delantero y trasero <i>Forequarter cuts and pieces</i>	1.135.098		1.182.772	2.528.644		2.228	2.138
**** Delanteros cuartos y cortes sin hueso <i>Boneless forequarters and cuts</i>	89.514		190.127	346.721		3.873	1.824
Cortes del Delantero sin hueso <i>Forequarter boneless cuts</i>	25.828		54.859	95.275		3.689	1.737
Delantero en trozos <i>Forequarter in pieces</i>	6.427		13.650	32.059		4.988	2.349
Paleta <i>Shoulder blade</i>	48.104		102.173	190.168		3.953	1.861
Cogote <i>Neck</i>	9.155		19.445	29.219		3.192	1.503
**** Traseros cuartos y cortes sin hueso <i>Boneless hindquarters and cuts</i>	3.499.166		7.432.229	18.438.138		5.269	2.481
Pierna <i>Leg</i>	2.657.865		5.645.306	13.102.982		4.930	2.321
Lomo <i>Tenderloin</i>	161.030		342.027	1.603.545		9.958	4.688
Bife angosto <i>Shortloin eye</i>	256.734		545.302	2.446.405		9.529	4.486
Cuadril <i>Chump</i>	121.532		258.135	485.100		3.992	1.879
Garrón <i>Shank</i>	174.829		371.337	520.597		2.978	1.402
Tapa de bife ovino <i>Sheep rib eye cap</i>	110.668		235.059	133.291		1.204	567



POR PRODUCTO - EXPORTACIONES TOTALES DEL SECTOR CÁRNICO

BY PRODUCT - TOTAL MEAT EXPORTS
2007Volumen (peso embarque, peso carcasa*) e importe FOB
Quantity (shipped weight, carcass weight*) and FOB Value

PRODUCTO / PRODUCT	KGS		KGS			INGRESO PROMEDIO AVERAGE INCOME	
	P. EMBARQUE	%	P. CARCASA	DÓLARES	%	USD/TON	USD/TON
	SHIPPED W.		CARCASS W.	DOLLARS		P. EMB. SHIP. W.	P. CARC. CARC. W.
Pierna, Bife Angosto, Lomo <i>Hindquarters 3 cuts</i>	12.005		25.499	94.434		7.866	3.703
2 cortes traseros <i>Hindquarters 2 cuts</i>	4.503		9.564	51.785		11.500	5.414
•••• Otras carnes y carnes chicas s/hueso <i>Other boneless cuts and trimmings</i>	873.463		1.855.235	2.998.159		3.432	1.616
Bife completo (ancho y angosto) <i>Backstrap</i>	53.365		113.347	551.747		10.339	4.868
Cortes de delantero y trasero (ind.cort.) <i>Forequarter and hindquarter cuts (specify)</i>	10.795		22.929	32.925		3.050	1.436
Bife y Lomo <i>Loins</i>	169.036		359.032	1.662.645		9.836	4.631
Carne en trozos <i>Meat chunks</i>	1.012		2.149	489		483	228
Trimmings <i>Trimmings</i>	639.255		1.357.778	750.353		1.174	553
•••• Manufactura sin hueso <i>Boneless manufacturing sheepmeat</i>	402.200		854.274	2.021.542		5.026	2.366
Manufactura, delantero incompleto <i>Cutter incomplete forequarter</i>	167.339		355.429	566.315		3.384	1.593
Carcasa completa en manta <i>Complete carcass, bulk pack</i>	23.505		49.925	153.723		6.540	3.079
Carcasa incompleta en manta <i>Incomplete carcass bulk pack</i>	211.356		448.920	1.301.505		6.158	2.899
• CARNE EQUINA/HORSEMEAT	5.714.658	1,28	8.657.707	14.533.773	1,44	2.543	1.679
•• REFRIGERADA/REFRIGERATED	5.714.658	1,28	8.657.707	14.533.773	1,44	2.543	1.679
••• ENFRIADA/CHILLED	2.074.410	0,46	3.142.731	7.831.927	0,78	3.775	2.492
•••• Traseros cuartos y cortes sin hueso <i>Boneless hindquarters and cuts</i>	89.110		135.001	319.905		3.590	2.370
Cuarto trasero en cortes <i>Hindquarter cuts</i>	89.110		135.001	319.905		3.590	2.370
•••• Otras carnes y carnes chicas s/hueso <i>Other boneless cuts and trimmings</i>	1.985.300		3.007.730	7.512.022		3.784	2.498
Cortes del delantero y trasero <i>Forequarter and hindquarter cuts (8 cuts)</i>	1.985.300		3.007.730	7.512.022		3.784	2.498
••• CONGELADA/FROZEN	3.640.248	0,82	5.514.976	6.701.846	0,66	1.841	1.215
•••• Delanteros cuartos y cortes sin hueso <i>Boneless forequarters and cuts</i>	3.136.285		4.751.472	5.621.252		1.792	1.183
Cuarto delant. con y sin vacío en manta <i>Forequarters with and without flank</i>	875.900		1.326.989	1.525.210		1.741	1.149
Cuarto delantero incompleto en cortes <i>Forequarter cuts (specify)</i>	1.571.754		2.381.207	2.922.385		1.859	1.227
Asado <i>Forequarters cuts, rib plate</i>	688.631		1.043.276	1.173.657		1.704	1.125
•••• Cuartos compensados sin hueso <i>Boneless compensated quarters</i>	52.900		80.144	134.950		2.551	1.684
Cuartos compensados en manta <i>Comp. quarters bulk pack</i>	52.900		80.144	134.950		2.551	1.684
•••• Otras carnes y carnes chicas s/hueso <i>Other boneless cuts and trimmings</i>	451.063		683.361	945.643		2.096	1.384
Cortes del delantero y trasero <i>Forequarter and hindquarter cuts (8 cuts)</i>	403.863		611.853	870.513		2.155	1.423
Trimmings <i>Trimmings</i>	47.200		71.508	75.130		1.592	1.051



POR PRODUCTO - EXPORTACIONES TOTALES DEL SECTOR CÁRNICO

BY PRODUCT - TOTAL MEAT EXPORTS
2007

Volumen (peso embarque, peso carcasa*) e importe FOB
Quantity (shipped weight, carcass weight*) and FOB Value

PRODUCTO / PRODUCT	KGS		KGS			INGRESO PROMEDIO AVERAGE INCOME	
	P. EMBARQUE SHIPPED W.	%	P. CARCASA CARCASS W.	DÓLARES DOLLARS	%	USD/TON P. EMB. SHIP. W.	USD/TON P. CARC. CARC. W.
• CARNE PORCINA/PORKMEAT	402.073	0,09	402.073	633.013	0,06	1.574	1.574
•• REFRIGERADA/REFRIGERATED	402.073	0,09	402.073	633.013	0,06	1.574	1.574
••• CONGELADA/FROZEN	402.073	0,09	402.073	633.013	0,06	1.574	1.574
•••• Carc., 1/2 res, 1/4 comp., cte. carré con hueso <i>Bone-in carc., sides, comp. quart., loins</i>	363.141		363.141	555.941		1.531	1.531
Cortes Porcinos Cong. c/h Indicar Ctes. <i>Pig Cuts</i>	9.941		9.941	24.044		2.419	2.419
Media res porcina congelada <i>1/2 frozen pig side</i>	353.200		353.200	531.897		1.506	1.506
•••• Carc., 1/2 res, 1/4 comp., cte. carré sin hueso <i>Boneless carc., sides, comp. quart., loins</i>	18.059		18.059	43.675		2.419	2.419
Cortes Porcinos Cong. s/h Indicar Ctes. <i>Pig Cuts</i>	18.059		18.059	43.675		2.419	2.419
•••• Carnes chicas <i>Boneless, trimmings</i>	20.873		20.873	33.397		1.600	1.600
Trimmings Por Cong <i>Trimmings</i>	20.873		20.873	33.397		1.600	1.600
• CARNE DE AVE/POULTRYMEAT	1.465.896	0,33	1.465.896	1.520.151	0,15	1.037	1.037
•• REFRIGERADA/REFRIGERATED	1.465.896	0,33	1.465.896	1.520.151	0,15	1.037	1.037
••• CONGELADA/FROZEN	1.465.896	0,33	1.465.896	1.520.151	0,15	1.037	1.037
•••• Carcasa entera, limpia y eviscerada <i>Whole clean carcass, without viscera</i>	1.388.616		1.388.616	1.393.284		1.003	1.003
Pollo entero, limpio, eviscerado grado A <i>Whole chicken, clean, deviscerated A grade</i>	910.054		910.054	1.027.853		1.129	1.129
Gallina entera, limpia, eviscerada grado A <i>Whole hen, clean, evisc. A grade</i>	471.557		471.557	360.528		765	765
Gallina entera c/menudos Cong c/h <i>Whole hen, with giblets, frozen bone-in</i>	7.005		7.005	4.904		700	700
•••• Carcasa trozada <i>Portioned carcass</i>	77.280		77.280	126.867		1.642	1.642
Alas con cogote de pollo/gallina <i>Wings with neck, chicken/hen</i>	10.005		10.005	10.505		1.050	1.050
Pechugas de pollo/gallina <i>Chicken/hen breast</i>	24.150		24.150	63.515		2.630	2.630
Alas de pollo Cong c/h <i>Chicken wings frozen bone-in</i>	27.090		27.090	37.366		1.379	1.379
Muslo de pollo Cong c/h <i>Frozen chicken thighs</i>	5.010		5.010	5.411		1.080	1.080
Pata de pollo Cong c/h <i>Frozen chicken drumsticks</i>	5.010		5.010	5.010		1.000	1.000
Patamuslo de pollo Cong c/h <i>Frozen chicken leg quarters</i>	5.010		5.010	4.960		990	990
Gallo trozado Cong c/h <i>Portioned cock frozen bone-in</i>	1.005		1.005	101		100	100
• CARNE ANIMALES DE CAZA MENOR/SMALL GAME MEAT	273.523	0,06	273.523	1.623.981	0,16	5.937	5.937
•• REFRIGERADA/REFRIGERATED	273.523	0,06	273.523	1.623.981	0,16	5.937	5.937
••• CONGELADA/FROZEN	273.523	0,06	273.523	1.623.981	0,16	5.937	5.937
•••• Carcasa entera <i>Whole carcass</i>	559		559	2.516		4.500	4.500
Liebre entera s/piel, cabeza, patas, viscer <i>Whole hare without skin, head, legs, visc.</i>	559		559	2.516		4.500	4.500
•••• Carcasa trozada <i>Portioned carcass</i>	241.885		241.885	1.272.830		5.262	5.262
Liebre en cortes <i>Hare cuts</i>	241.885		241.885	1.272.830		5.262	5.262



POR PRODUCTO - EXPORTACIONES TOTALES DEL SECTOR CÁRNICO

BY PRODUCT - TOTAL MEAT EXPORTS
2007Volumen (peso embarque, peso carcasa*) e importe FOB
Quantity (shipped weight, carcass weight*) and FOB Value

PRODUCTO / PRODUCT	KGS		KGS			INGRESO PROMEDIO AVERAGE INCOME	
	P. EMBARQUE SHIPPED W.	%	P. CARCASA CARCASS W.	DÓLARES DOLLARS	%	USD/TON P. EMB. SHIP. W.	USD/TON P. CARC. CARC. W.
•••• Cortes sin hueso <i>Boneless cuts</i>	31.079		31.079	348.636		11.218	11.218
Liebre desosada <i>Boneless hare</i>	31.079		31.079	348.636		11.218	11.218
• PRODUCTOS DE CHACINERÍA/CURED MEAT PRODUCTS	7.136	(.)		30.882	(.)	4.328	
•• EMBUTIDOS Y OTROS PRODUCTOS CHACINADOS/ <i>SAUSAGE AND OTHER CURED PRODUCTS</i>	7.136	(.)		30.882	(.)	4.328	
••• EMBUTIDOS Y OTROS PRODUCTOS CHACINADOS/ <i>SAUSAGE AND OTHER CURED PRODUCTS</i>	7.136	(.)		30.882	(.)	4.328	
•••• Embutidos <i>Sausage</i>	6.378			24.697		3.872	
Chorizo <i>Sausage</i>	780			2.375		3.045	
Chacarero <i>Sausage</i>	100			540		5.400	
Longaniza <i>Choice pork sausage</i>	110			594		5.400	
Salame ahumado <i>Smoked salami</i>	160			864		5.400	
Salame común <i>Salami</i>	449			4.019		8.950	
Salame tipo Milán <i>Milan type salami</i>	920			5.139		5.586	
Frankfurter <i>Frankfurter</i>	2.297			7.093		3.089	
Lionesa <i>Lions sausage</i>	290			841		2.898	
Mortadela <i>Bologna Sausage</i>	160			419		2.620	
Morcilla <i>Blood sausage</i>	1.112			2.813		2.530	
•••• Otros productos <i>Other Products</i>	758			6.185		8.159	
Bondiola <i>Bondiola</i>	90			787		8.744	
Jamón crudo <i>Raw ham</i>	213			2.949		13.876	
Jamón cocido <i>Cooked ham</i>	346			1.671		4.834	
Lomo canadiense <i>Pork sausage</i>	110			779		7.077	
• PRODUCTOS ALIMENTICIOS/FOODSTUFF	6.682.183	1,50	9.336.120	15.616.173	1,55	2.337	1.673
•• PRODUCTOS ALIMENTICIOS/FOODSTUFF	6.682.183	1,50	9.336.120	15.616.173	1,55	2.337	1.673
••• BASE BOVINA/BEEF BASED	6.259.298	1,40	9.336.120	14.727.201	1,46	2.353	1.577
•••• Base bovina <i>Beef based</i>	6.259.298		9.336.120	14.727.201		2.353	1.577
Hamburguesa <i>Hamburger</i>	1.230.705		1.784.523	3.184.930		2.588	1.785
Del.Kosher incompleto s/h con especias <i>Incomplete forequarter kosher with spices</i>	16.115		24.011	43.510		2.700	1.812
Delantero incompleto s/h con especias <i>Incomplete forequarter boneless with spices</i>	4.965.065		7.497.248	11.403.618		2.297	1.521
Trimnings con especias <i>Halak forequarter with spices</i>	20.923		30.338	53.354		2.550	1.759



POR PRODUCTO - EXPORTACIONES TOTALES DEL SECTOR CÁRNICO

BY PRODUCT - TOTAL MEAT EXPORTS
2007

Volumen (peso embarque, peso carcasa*) e importe FOB
Quantity (shipped weight, carcass weight*) and FOB Value

PRODUCTO / PRODUCT	KGS		KGS			INGRESO PROMEDIO AVERAGE INCOME	
	P. EMBARQUE SHIPPED W.	%	P. CARCASA CARCASS W.	DÓLARES DOLLARS	%	USD/TON P. EMB. SHIP. W.	USD/TON P. CARC. CARC. W.
Albóndigas Meatballs	26.490			41.790		1.578	
••• BASES VARIAS/VARIOUS BASED	422.885	0,09		888.972	0,09	2.102	
•••• Bases Varias Various bases	422.885			888.972		2.102	
Alimentos preparados para gatos y perros Dog/Cat food	422.885			888.972		2.102	
• MENUENCIAS/OFFALS	19.833.994	4,45		32.244.297	3,19	1.626	
•• MENUENCIAS/OFFALS	19.833.994	4,45		32.244.297	3,19	1.626	
••• BOVINAS/BOVINE	19.061.174	4,27		31.339.130	3,10	1.644	
•••• Enfriadas Chilled	8.852			14.423		1.629	
Lengua vacuna combinada Tongue	8.852			14.423		1.629	
•••• Congeladas Frozen	11.181.470			16.133.069		1.443	
Corazón vacuno Beef heart	258.105			205.367		796	
Chinchulines Chitterlings	2.909			3.704		1.273	
Hígado comestible vacuno Beef edible liver	4.340.589			4.318.716		995	
Lengua vacuna blanca con epitelio Beef white tongue with epithelium	204.379			510.548		2.498	
Lengua vacuna manchada con epitelio Beef spotted tongue with epithelium	5.493			18.126		3.300	
Lengua vacuna manchada sin epitelio Beef spotted tongue without epithelium	7.003			21.641		3.090	
Lengua vacuna combinada Beef comb. tongue	837.027			1.864.760		2.228	
Lengua vacuna Beef tongue kosher	886.920			2.210.949		2.493	
Labio vacuno Beef lip	356.410			179.906		505	
Molleja vacuna Beef sweet bread	22.238			57.590		2.590	
Pulmón comestible vacuno Beef edible lung	85.902			27.421		319	
Rabo vacuno Beef tail	1.897.465			3.231.204		1.703	
Riñón vacuno Beef kidney	374.005			228.758		612	
Librillo vacuno natural Natural bible	1.008.208			2.012.862		1.996	
Librillo vacuno manchado Pigmented bible	13.000			36.687		2.822	
Mondongo vacuno crudo Raw Tripe	649.851			681.824		1.049	
Carne de cabeza Head meat	4.001			6.602		1.650	
Nuez de quijada Cheek meat	151.821			389.727		2.567	
Carne de quijada Cheek meat (bulk pack)	76.143			126.679		1.664	
•••• Cocidas congeladas Cooked and frozen	7.870.852			15.191.637		1.930	



POR PRODUCTO - EXPORTACIONES TOTALES DEL SECTOR CÁRNICO

BY PRODUCT - TOTAL MEAT EXPORTS
2007Volumen (peso embarque, peso carcasa*) e importe FOB
Quantity (shipped weight, carcase weight*) and FOB Value

PRODUCTO / PRODUCT	KGS		KGS		INGRESO PROMEDIO AVERAGE INCOME	
	P. EMBARQUE	%	P. CARCASA	DÓLARES	%	USD/TON
	SHIPPED W.		CARCASE W.	DOLLARS		P. EMB. SHIP. W.
Chinchulin cocido <i>Cooked Chitterling</i>	11.955			17.933		1.500
Lenguas combinadas cocidas <i>Cooked beef tongue</i>	219.080			738.886		3.373
Quijada cocida congelada <i>Cooked frozen cheek meat</i>	21.825			117.855		5.400
Cuajo Bovino Cocido Congelado <i>Frozen Cooked Beef Abomasum</i>	24.199			35.089		1.450
Librillo vac. semicocido semiblanqueado <i>Semicooked semibleached bible</i>	444.115			783.792		1.765
Librillo vacuno semicocido blanqueado <i>Semicooked bleached bible</i>	317.952			704.411		2.215
Librillo vacuno cocido semiblanqueado <i>Cooked semibleached bible</i>	3.272			3.926		1.200
Librillo vacuno cocido blanqueado <i>Cooked bleached bible</i>	172.809			386.405		2.236
Recortes de librillo <i>Trimnings bible</i>	58.906			50.740		861
Mondongo vac. natural coc. o semicoc. <i>Natural tripe</i>	4.877.137			9.004.390		1.846
Mondongo vac. semicocido semiblanqueado <i>Semicooked semibleached tripe</i>	1.087.622			2.020.654		1.858
Mondongo vac. semicocido blanqueado <i>Semicooked bleached beef tripe</i>	233.245			399.485		1.713
Mondongo vacuno cocido semiblanqueado <i>Cooked semibleached tripe</i>	3.734			10.713		2.869
Mondongo vacuno cocido blanqueado <i>Cooked bleached tripe</i>	41.565			89.816		2.161
Gorro de Mondongo (Honey Comb) <i>Honeycomb</i>	353.436			827.543		2.341
••• OVINAS/SHEEP	398.513	0,09		655.624	0,06	1.645
•••• Congeladas <i>Frozen</i>	391.033			647.613		1.656
Bazo ovino <i>Spleen</i>	130			146		1.123
Corazón ovino <i>Sheep heart</i>	2.740			4.454		1.626
Hígado comestible ovino <i>Sheep edible liver</i>	1.600			2.155		1.347
Lengua ovina <i>Sheep tongue</i>	8.292			22.381		2.699
Riñón ovino <i>Sheep kidney</i>	27.393			30.389		1.109
Mondongo ovino natural <i>Natural sheep tripe</i>	350.878			588.088		1.676
•••• Cocidas congeladas <i>Cooked and frozen</i>	7.480			8.011		1.071
Mondongo ovino semicocido blanqueado <i>Semicooked bleached sheep tripe</i>	7.480			8.011		1.071
••• EQUINAS/HORSE	137.795	0,03		86.512	0,01	628
•••• Congeladas <i>Frozen</i>	137.795			86.512		628
Conjunto de menudencias <i>Various horse offals</i>	121.420			72.364		596
Corazón equino <i>Hearts</i>	10.300			9.079		881



POR PRODUCTO - EXPORTACIONES TOTALES DEL SECTOR CÁRNICO

BY PRODUCT - TOTAL MEAT EXPORTS
2007

Volumen (peso embarque, peso carcasa*) e importe FOB
Quantity (shipped weight, carcass weight*) and FOB Value

PRODUCTO / PRODUCT	KGS		KGS			INGRESO PROMEDIO AVERAGE INCOME	
	P. EMBARQUE SHIPPED W.	%	P. CARCASA CARCASS W.	DÓLARES DOLLARS	%	USD/TON P. EMB. SHIP. W.	USD/TON P. CARC. CARC. W.
Lengua equina <i>Horse tongue</i>	6.075			5.069		834	
••• PORCINAS/SWINE	65.477	0,01		39.659	(.)	606	
•••• Congeladas <i>Frozen</i>	65.477			39.659		606	
Panzas porcinas Cong. <i>Swine gizzard</i>	700			994		1.420	
Hígado comestible porcino <i>Pig edible liver</i>	18.438			9.644		523	
Lengua porcina Cong. <i>Swine tongue</i>	4.557			6.870		1.508	
Cueros porcinos Cong <i>Swine leather</i>	25.592			14.387		562	
Rabos porcinos Cong. <i>Swine tail</i>	3.310			993		300	
Riñón porcino <i>Pig kidney</i>	4.783			1.913		400	
Patas porcinas Cong. <i>Swine legs</i>	8.097			4.858		600	
••• DE AVE/POULTRY	171.035	0,04		123.371	0,01	721	
•••• Congeladas <i>Frozen</i>	171.035			123.371		721	
Corazón de ave <i>Poultry heart</i>	4.005			2.003		500	
Panza de pollo/gallina <i>Chicken/hen gizzard</i>	160.025			118.217		739	
Hígado de gallina <i>Hen liver</i>	7.005			3.152		450	
• SUB-PRODUCTOS/BY-PRODUCTS	138.663.717	31,08		70.930.395	7,03	512	
•• SUB-PRODUCTOS/BY-PRODUCTS	138.663.717	31,08		70.930.395	7,03	512	
••• GENERICOS/GENERIC	56.907.125	12,76		13.123.489	1,30	231	
•••• Primarios <i>Unprocessed</i>	282.934			232.286		821	
Hueso fresco <i>Fresh bone</i>	6.003			4.202		700	
Grasa en rama <i>Carcass fat</i>	116.552			60.338		518	
Cartílago <i>Cartilage</i>	160.379			167.746		1.046	
•••• Industrializados <i>Processed</i>	56.624.192			12.891.204		228	
Plasma en polvo <i>plasma</i>	182.000			526.100		2.891	
Hemoglobina en polvo <i>Hemoglobin powder</i>	1.037.000			603.985		582	
Harina de carne/hueso 45/50% de proteína <i>Bone & meat meal 45/50% protein content</i>	51.590.086			10.807.891		209	
Harina de carne/hueso 40/45% de proteína <i>Bone & meat meal 40/45% protein content</i>	2.814.692			555.200		197	
Harina de sangre <i>Blood meal</i>	906.914			371.553		410	
Hígado desecado en polvo <i>Liver powder</i>	12.500			24.450		1.956	
Subproducto de Grasería <i>Grease by-product</i>	81.000			2.025		25	



POR PRODUCTO - EXPORTACIONES TOTALES DEL SECTOR CÁRNICO

BY PRODUCT - TOTAL MEAT EXPORTS
2007Volumen (peso embarque, peso carcasa*) e importe FOB
Quantity (shipped weight, carcass weight*) and FOB Value

PRODUCTO / PRODUCT	KGS		KGS		INGRESO PROMEDIO AVERAGE INCOME		
	P. EMBARQUE SHIPPED W.	%	P. CARCASA CARCASS W.	DÓLARES DOLLARS	%	USD/TON P. EMB. SHIP. W.	USD/TON P. CARC. CARC. W.
	••• BOVINOS/BOVINE	79.642.063	17,85		54.658.813	5,41	686
•••• Primarios	11.811.046			6.514.900		552	
<i>Unprocessed</i>							
Penes Bovinos (Comestibles) <i>Pizzle</i>	29.654			73.651		2.484	
Esófago <i>Weasand meat</i>	8.030			3.453		430	
Asta vacuna <i>Cattle horns</i>	113.925			82.812		727	
Aorta <i>Beef aorta</i>	213.925			360.746		1.686	
Cerda vacuna <i>Cattle bristles</i>	65.441			135.772		2.075	
Corazón vacuno p/uso industrial <i>Beef heart for industry use</i>	31.063			43.780		1.409	
Cuajo vacuno <i>Beef abomasum, kenne</i>	371.746			232.632		626	
Culato vacuno natural <i>Beef fatend</i>	24.925			88.730		3.560	
Crin Vacuna <i>Crines</i>	14.600			29.910		2.049	
Membrana <i>Sinew</i>	102.756			109.037		1.061	
Hígado vacuno p/uso industrial <i>Beef liver for industry use</i>	2.953.195			850.550		288	
Hueso <i>Fresh bone</i>	601.148			288.706		480	
Hueso seco <i>Dry bone</i>	51.042			19.396		380	
Grasa en rama <i>Carcass fat</i>	1.143.760			542.565		474	
Grasa de riñonada <i>Kidney fat</i>	106.536			44.745		420	
Laringe <i>Larynx</i>	311.430			86.684		278	
Librillos vacuno p/uso industrial <i>Bibles for industry use</i>	39.586			80.421		2.032	
Mondongo vacuno p/uso industrial <i>Tripe for industry use</i>	3.299			2.365		717	
Ligamentos <i>Ligaments</i>	343.699			378.585		1.102	
Nervio vacuno <i>Sinew</i>	140.020			173.347		1.238	
Penes secos (uso industrial) <i>Dry pizzle</i>	1.615			3.992		2.472	
Penes vacunos (uso industrial) <i>Pizzle</i>	97.392			225.067		2.311	
Pezuña vacuna <i>Cattle hooves</i>	125.840			26.526		211	
Patas vacunas <i>Feet (meatless bone)</i>	1.993			2.058		1.033	
Placenta y cotiledones vacunos <i>Cattle placenta and cotyledons</i>	1.002			451		450	
Pulmón vacuno p/uso industrial <i>Beef lung for industry use</i>	3.819.076			947.201		248	



POR PRODUCTO - EXPORTACIONES TOTALES DEL SECTOR CÁRNICO

BY PRODUCT - TOTAL MEAT EXPORTS
2007

Volumen (peso embarque, peso carcasa*) e importe FOB
Quantity (shipped weight, carcass weight*) and FOB Value

PRODUCTO / PRODUCT	KGS		KGS		INGRESO PROMEDIO AVERAGE INCOME		
	P. EMBARQUE SHIPPED W.	%	P. CARCASA CARCASS W.	DÓLARES DOLLARS	%	USD/TON P. EMB. SHIP. W.	USD/TON P. CARC. CARC. W.
Riñón vacuno p/uso industrial <i>Beef kidneys for industry use</i>	2.520			1.867		741	
Suero fetal vacuno <i>Cattle fetal serum</i>	5.919			135.367		22.870	
Tendones, ligamentos y membranas. <i>Beef tendons, ligamentums and membranes.</i>	947.459			1.409.925		1.488	
Tráquea vacuna <i>Beef windpipe</i>	138.450			134.559		972	
••• Industrializados	67.831.017			48.143.913		710	
<i>Processed</i>							
Pitch de Ácidos Grasos Destilados <i>Fatty distilled acid</i>	65.700			13.140		200	
Bilis vacuna concentrada (Hiel) <i>Oxbile</i>	81.006			755.486		9.326	
Culatos salados <i>Fatend salted beef</i>	1.680			7.508		4.469	
Colágeno <i>colageno</i>	1.309			124.678		95.214	
Condroitín (Sulfato sódico) <i>Sodium chondroitin sulphate</i>	16.000			1.600.000		100.000	
Extracto de carne vac. (primera calidad) <i>Beef extract (first grade)</i>	85.014			757.345		8.909	
Grasa vacuna primer jus <i>Premier jus, oleo stock</i>	27.000			18.900		700	
Heparina vacuna sódica <i>Beef sodium heparine</i>	281			406.752		1.446.152	
Sebo vacuno <i>Beef tallow and crease</i>	61.961.916			29.521.196		476	
Sebo vacuno hidrogenado <i>Beef tallow</i>	500.062			305.196		610	
Tendones, nervios, serosas.- <i>Tendons, sinew, serosae</i>	15.958			15.500		971	
Telas, membranas, tendones coc. <i>Kabob</i>	169.026			256.861		1.520	
Tendones secos <i>Dry tendons</i>	2.995			4.522		1.510	
Tripa orilla, 1ra. calidad, calibrada <i>Rounds, first quality, size graded</i>	1.683.110			5.389.433		3.202	
Tripa orilla, 2da. calidad, calibrada <i>Rounds, second grade</i>	36.753			82.829		2.254	
Tripa orilla domest. 1a. calidad, calibrada <i>Domestic rounds, first quality, size graded</i>	6.834			10.577		1.548	
Tripa orilla domest. 2a. calidad, calibrada <i>Domestic rounds, 2nd. quality, size graded</i>	25.782			28.166		1.092	
Tripa salame, 1a. calidad, calibrada <i>Middles, first grade, size graded</i>	866.065			3.535.965		4.083	
Tripa salame, 2a. calidad, calibrada <i>Middles, second grade, size graded</i>	132.276			239.934		1.814	
Tripa orilla, 3ra. calidad, calibrada <i>Middles, third grade, size graded</i>	11.248			13.867		1.233	
Tripa salame 1a. calidad, sin calibrar <i>Middles, first quality, ungraded</i>	10.720			30.740		2.868	
Tripa orilla sin clasificar, calibrada <i>Rounds, unclassified, size graded</i>	908.295			1.391.727		1.532	
Tripa salame sin clasificar, calibrada <i>Middles, unclassified, graded</i>	422.635			1.173.154		2.776	



POR PRODUCTO - EXPORTACIONES TOTALES DEL SECTOR CÁRNICO

BY PRODUCT - TOTAL MEAT EXPORTS
2007Volumen (peso embarque, peso carcasa*) e importe FOB
Quantity (shipped weight, carcase weight*) and FOB Value

PRODUCTO / PRODUCT	KGS		KGS		INGRESO PROMEDIO AVERAGE INCOME		
	P. EMBARQUE SHIPPED W.	%	P. CARCASA CARCASE W.	DÓLARES DOLLARS	%	USD/TON P. EMB. SHIP. W.	USD/TON P. CARC. CARC. W.
Tripón salado <i>Salted bung</i>	799.354			2.460.439		3.078	
••• OVINOS/SHEEP	957.466	0,21		985.967	0,10	1.030	
•••• Primarios <i>Unprocessed</i>	748.111			327.900		438	
Hígado ovino p/uso industrial <i>Sheep liver for industry use</i>	299.384			108.045		361	
Grasa en rama <i>Carcase fat</i>	209.035			150.600		720	
Pulmón ovino p/uso industrial <i>Sheep lungs for industry use</i>	239.692			69.254		289	
•••• Industrializados <i>Processed</i>	209.355			658.068		3.143	
Tripa Ovina Salada <i>Sheep Caseings</i>	15.030			117.484		7.817	
Tripa Ovina <i>Sheep Caseings</i>	194.325			540.584		2.782	
••• EQUINOS/HORSE	554.300	0,12		1.549.650	0,15	2.796	
•••• Primarios <i>Unprocessed</i>	11.228			13.204		1.176	
Corazón equino p/uso industrial <i>Horse heart for industry use</i>	3.525			2.151		610	
Lengua equina p/uso industrial <i>Horse tongue for industry use</i>	2.700			1.647		610	
Tendón Equino (cong.) <i>Horse Tendons</i>	5.003			9.406		1.880	
•••• Industrializados <i>Processed</i>	543.072			1.536.445		2.829	
Tripa Equina <i>Horse caseings</i>	543.072			1.536.445		2.829	
••• PORCINOS/SWINE	652	(.)		1.206	(.)	1.850	
•••• Primarios <i>Unprocessed</i>	652			1.206		1.850	
Orejas porcinas Cong. <i>Swine ears</i>	652			1.206		1.850	
••• DE AVE/POULTRY	602.110	0,13		611.270	0,06	1.015	
•••• Primarios <i>Unprocessed</i>	602.110			611.270		1.015	
Garra de pollo/gallina <i>Chicken/hen claws</i>	27.990			41.985		1.500	
Garras de ave <i>Claws</i>	574.120			569.285		992	
• CONSERVAS VARIAS/CANNED MEATS	30.000	0,01		26.112	(.)	870	
•• CONSERVAS VARIAS/CANNED MEATS	30.000	0,01		26.112	(.)	870	
••• CONSERVAS VARIAS/CANNED MEATS	30.000	0,01		26.112	(.)	870	
•••• Paté y otras conservas enlatadas <i>Paté and other canned meats</i>	30.000			26.112		870	
Tripas enlatadas <i>Canned caseings</i>	30.000			26.112		870	
TOTAL	446.112.051	100,00	427.278.637	1.009.448.175	100,00	2.263	

** Peso Carcasa - Estimado / Carcase Weight - Estimated.

(.) Indica que la magnitud no alcanza a la mitad del último dígito utilizado. / Indicates the quantity does not reach half the last digit in use.

Nota: Los totales pueden no coincidir con la suma de parciales por razones de redondeo de cifras.

Note: Grand totals might not coincide with exact data addition due to round-up of numbers.